



SUPPORT OF MILITARY FAMILIES

2021



Click on a state name to find the results for the installations in that state

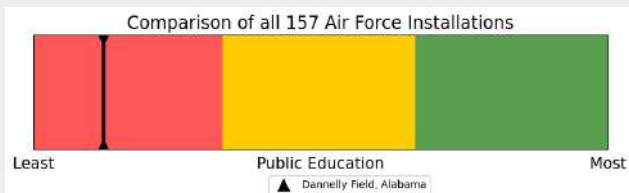


Support of Military Families - 2021

Dannelly Field, Alabama

Public Education*

2019 2021



KEY: ■ < 33.3% ■ < 66.6% ■ (Percentile):

Academic Performance Criteria

2019 2021



Graduation Rate



Student Learning Rate



School Climate Criteria



Chronic Absenteeism Rate



Suspension Rate



Service Offering Criteria



Pre-Kindergarten Availability



Student to Counselor Ratio



Student to Mental Health Support Ratio



Student to Nurse Ratio



Student to Teacher Ratio

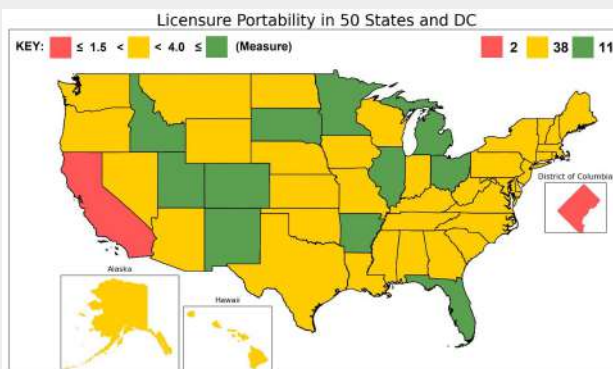


Data Source	Most Recent Survey Time Period Utilized	Date Last Updated
Department of Education - Civil Rights Data Collection District and School Data	SY 2017-2018	October 2020
Department of Education - EDFacts Graduation Rates (District and School Level)	SY 2018-2019	November 2020
Department of Education - National center for Education Statistics Common Core of Data Public Elementary/ Secondary School Universe Survey Data	SY 2019-2020	March 2021
Department of Education - National Center of Education Statistics Common Core of Data (School Search)	SY 2018-19 School Details and Enrollment Characteristics SY 2019-20 School Directory Information	April 2020 July 2020
Center for Education Policy Analysis: Stanford Education Data Archive (SEDA)	SY 2008-2009 through SY 2017-2018	February 2021

* Public Education is Compiled using 60% Academic Performance, 20% School Climate, and 20% Service Offering.

Licensure Portability

2019 2021



Accounting



Cosmetology



EMS



Engineering



Law



Nursing



Physical Therapy



Psychology



Teaching



Other Professions



Data Source	Most Recent Survey Time Period Utilized	Date Last Updated
State Laws, State Executive Orders, State Bar and Supreme Court Rules (Licensure)	Through Dec. 2021	Dec. 31, 2021

Areas Requiring Additional Support

Public Education

Growth Measure



Suspension Rate



Mental Health Support



Licensure Language

Statute excludes several other occupations

Profession

Other Professions



Support of Military Families - 2021

Dannelly Field, Alabama

Education and Licensure Assessment Narrative

Public Education:

(This assessment is a comparative analysis using colors to graphically display results for all criteria and categories. The colors are assigned using percentiles, divided into thirds, to provide information about a location's relative position compared to all other Department of the Air Force installations assessed)

- Dannelly Field, Alabama received an overall red rating for public education as it fell within the bottom 33 percent of all Air Force installations assessed
- The areas with the lowest relative ranking which require additional state/community support include Growth Measure, Suspension Rate, and Student to Mental Health Professional Ratio
- Change from 2019: Dannelly Field, Alabama's overall education rating did not shift from 2019.

Licensure Portability:

- The State of Alabama received an overall yellow assessment for licensure portability indicating State statutes (primarily Al. Code 1975 § 31-1-6) contain barriers to licensure and certification portability for military spouses. This assessment is driven by Alabama's substantial equivalence requirement that allows acceptance of another state's license if the requirements for obtaining the license are sufficiently similar to their own State's requirements and precludes acceptance if the requirements are not similar. Additionally, statute excludes several occupations from license portability
- Although Alabama has enacted legislation to join the Physical Therapy Compact, as of the time of this assessment, the compact benefits are not yet being provided to military spouses as additional requirements need to be met in order for Alabama to fully receive all of the compact privileges
- There are no barriers to Law and Nursing professions due to their favorable military spouse legislation for lawyers and inclusion in the Nursing Compact
- If you have additional information or recently made changes to your State's licensure statutes, you can send the updated information to SAF.MRR.Workflow@us.af.mil for consideration and potential changes to the assessment
- Change from 2019: No change from the 2019 assessment although new legislation was passed improving the licensing process for the Teaching profession, joining the Psychology Interjurisdictional Compact, the Audiology/Speech-Language Pathology Interstate Compact, and the Physical Therapy Licensure Compact

Additional Notes:

- The education assessment cross references zip codes within the Military Housing Area (MHA) with zip codes of schools in the surrounding districts. Those school districts with zip codes that fall within the MHA of an installation are included in the analysis. In some locations, school district composition may have changed slightly due to the use of updated District IDs obtained from the Department of Education
- Graduation rates reflect a 4-year graduation, which was determined to be the expectation of Airmen, Guardians, and their families due to frequency of relocation
- The licensure assessment uses a checklist of licensure rules that states should have, and that they should avoid. For example, having a compact or temporary licensing rule and NOT having supervisory requirements are checklist items that lead to green. The Department of the Air Force reviewed state policies and programs intended to eliminate barriers to license portability for military spouses that were in effect as of 31 Dec. 2021

For additional information on Education and Licensure assessment criteria, methodology and data sources, please see the Support of Military Families Background Information provided at www.af.mil under the Support to Families banner. All questions and feedback should be directed to SAF.MRR.Workflow@us.af.mil.

Dannelly Field, Alabama

School Districts Map

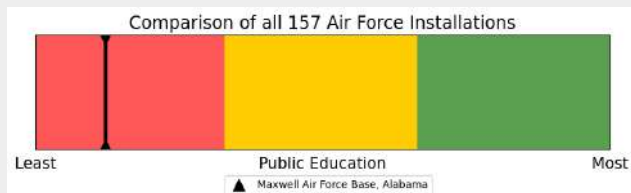


Support of Military Families - 2021

Maxwell Air Force Base, Alabama

Public Education*

2019 2021



KEY: ■ < 33.3% ■ < 66.6% ■ (Percentile):

Academic Performance Criteria

2019 2021



Graduation Rate



Student Learning Rate



School Climate Criteria



Chronic Absenteeism Rate



Suspension Rate



Service Offering Criteria



Pre-Kindergarten Availability



Student to Counselor Ratio



Student to Mental Health Support Ratio



Student to Nurse Ratio



Student to Teacher Ratio

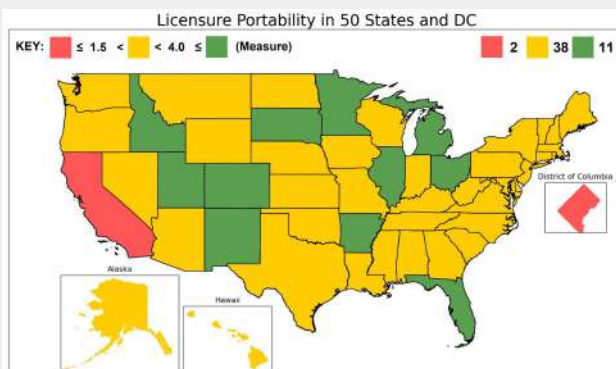


Data Source	Most Recent Survey Time Period Utilized	Date Last Updated
Department of Education - Civil Rights Data Collection District and School Data	SY 2017-2018	October 2020
Department of Education - EDFacts Graduation Rates (District and School Level)	SY 2018-2019	November 2020
Department of Education - National center for Education Statistics Common Core of Data Public Elementary/ Secondary School Universe Survey Data	SY 2019-2020	March 2021
Department of Education - National Center of Education Statistics Common Core of Data (School Search)	SY 2018-19 School Details and Enrollment Characteristics SY 2019-20 School Directory Information	April 2020 July 2020
Center for Education Policy Analysis: Stanford Education Data Archive (SEDA)	SY 2008-2009 through SY 2017-2018	February 2021

* Public Education is Compiled using 60% Academic Performance, 20% School Climate, and 20% Service Offering.

Licensure Portability

2019 2021



Accounting



Cosmetology



EMS



Engineering



Law



Nursing



Physical Therapy



Psychology



Teaching



Other Professions



Data Source	Most Recent Survey Time Period Utilized	Date Last Updated
State Laws, State Executive Orders, State Bar and Supreme Court Rules (Licensure)	Through Dec. 2021	Dec. 31, 2021

Areas Requiring Additional Support

Public Education

Growth Measure



Suspension Rate



Mental Health Support



Licensure Language

Statute excludes several other occupations

Profession

Other Professions



Support of Military Families - 2021

Maxwell Air Force Base, Alabama

Education and Licensure Assessment Narrative

Public Education:

(This assessment is a comparative analysis using colors to graphically display results for all criteria and categories. The colors are assigned using percentiles, divided into thirds, to provide information about a location's relative position compared to all other Department of the Air Force installations assessed)

- Maxwell Air Force Base, Alabama received an overall red rating for public education as it fell within the bottom 33 percent of all Air Force installations assessed

- The areas with the lowest relative ranking which require additional state/community support include Growth Measure, Suspension Rate, and Student to Mental Health Professional Ratio

- Change from 2019: Maxwell Air Force Base, Alabama's overall education rating did not shift from 2019.

Licensure Portability:

- The State of Alabama received an overall yellow assessment for licensure portability indicating State statutes (primarily Al. Code 1975 § 31-1-6) contain barriers to licensure and certification portability for military spouses. This assessment is driven by Alabama's substantial equivalence requirement that allows acceptance of another state's license if the requirements for obtaining the license are sufficiently similar to their own State's requirements and precludes acceptance if the requirements are not similar. Additionally, statute excludes several occupations from license portability

- Although Alabama has enacted legislation to join the Physical Therapy Compact, as of the time of this assessment, the compact benefits are not yet being provided to military spouses as additional requirements need to be met in order for Alabama to fully receive all of the compact privileges

- There are no barriers to Law and Nursing professions due to their favorable military spouse legislation for lawyers and inclusion in the Nursing Compact

- If you have additional information or recently made changes to your State's licensure statutes, you can send the updated information to SAF.MRR.Workflow@us.af.mil for consideration and potential changes to the assessment

- Change from 2019: No change from the 2019 assessment although new legislation was passed improving the licensing process for the Teaching profession, joining the Psychology Interjurisdictional Compact, the Audiology/Speech-Language Pathology Interstate Compact, and the Physical Therapy Licensure Compact

Additional Notes:

- The education assessment cross references zip codes within the Military Housing Area (MHA) with zip codes of schools in the surrounding districts. Those school districts with zip codes that fall within the MHA of an installation are included in the analysis. In some locations, school district composition may have changed slightly due to the use of updated District IDs obtained from the Department of Education

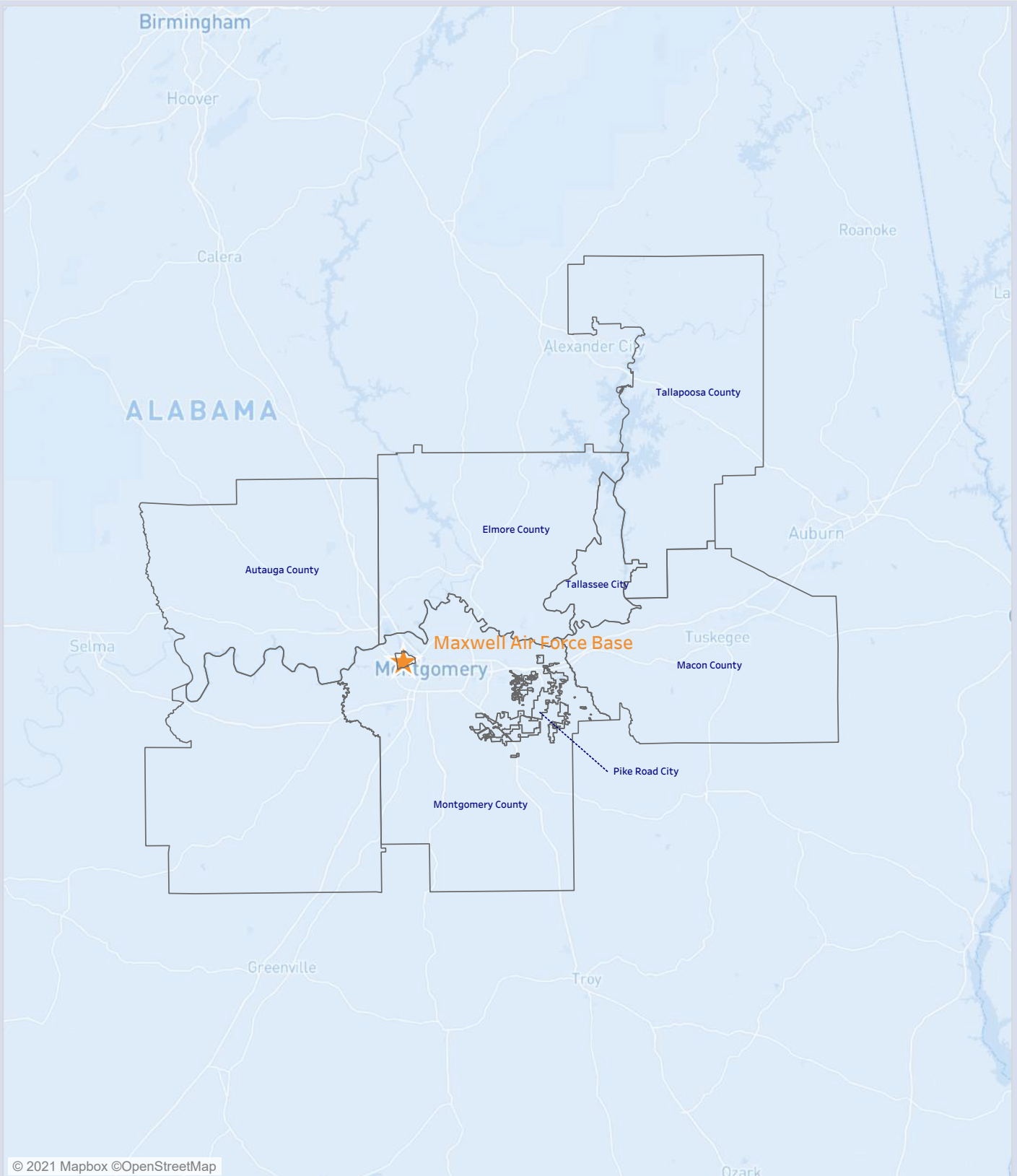
- Graduation rates reflect a 4-year graduation, which was determined to be the expectation of Airmen, Guardians, and their families due to frequency of relocation

- The licensure assessment uses a checklist of licensure rules that states should have, and that they should avoid. For example, having a compact or temporary licensing rule and NOT having supervisory requirements are checklist items that lead to green. The Department of the Air Force reviewed state policies and programs intended to eliminate barriers to license portability for military spouses that were in effect as of 31 Dec. 2021

For additional information on Education and Licensure assessment criteria, methodology and data sources, please see the Support of Military Families Background Information provided at www.af.mil under the Support to Families banner. All questions and feedback should be directed to SAF.MRR.Workflow@us.af.mil.

Maxwell Air Force Base, Alabama

School Districts Map

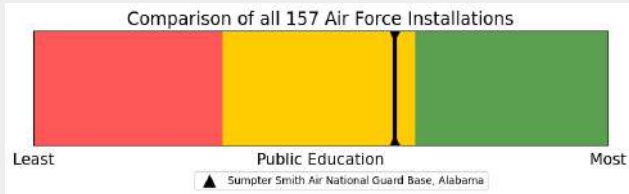


Support of Military Families - 2021

Sumpter Smith Air National Guard Base, Alabama

Public Education*

2019 2021



KEY: ■ < 33.3% ■ < 66.6% ■ (Percentile):

Academic Performance Criteria

2019 2021



Graduation Rate



Student Learning Rate



School Climate Criteria

2019 2021



Chronic Absenteeism Rate



Suspension Rate



Service Offering Criteria

2019 2021



Pre-Kindergarten Availability



Student to Counselor Ratio



Student to Mental Health Support Ratio



Student to Nurse Ratio



Student to Teacher Ratio

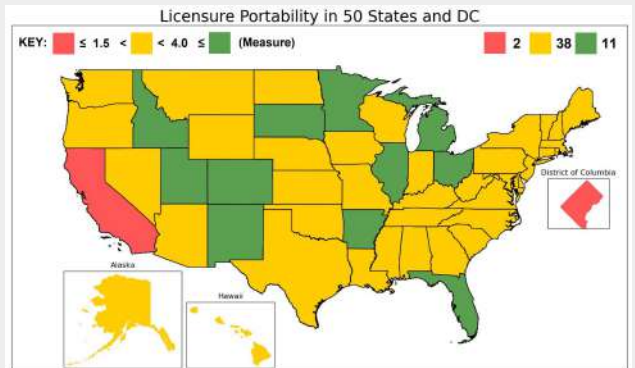


Data Source	Most Recent Survey Time Period Utilized	Date Last Updated
Department of Education - Civil Rights Data Collection District and School Data	SY 2017-2018	October 2020
Department of Education - EDFacts Graduation Rates (District and School Level)	SY 2018-2019	November 2020
Department of Education - National center for Education Statistics Common Core of Data Public Elementary/ Secondary School Universe Survey Data	SY 2019-2020	March 2021
Department of Education - National Center of Education Statistics Common Core of Data (School Search)	SY 2018-19 School Details and Enrollment Characteristics SY 2019-20 School Directory Information	April 2020 July 2020
Center for Education Policy Analysis: Stanford Education Data Archive (SEDA)	SY 2008-2009 through SY 2017-2018	February 2021

* Public Education is Compiled using 60% Academic Performance, 20% School Climate, and 20% Service Offering.

Licensure Portability

2019 2021



Accounting



Cosmetology



EMS



Engineering



Law



Nursing



Physical Therapy



Psychology



Teaching



Other Professions



Data Source	Most Recent Survey Time Period Utilized	Date Last Updated
State Laws, State Executive Orders, State Bar and Supreme Court Rules (Licensure)	Through Dec. 2021	Dec. 31, 2021

Areas Requiring Additional Support

Public Education

Mental Health Support



Suspension Rate



Growth Measure



Licensure Language

Statute excludes several other occupations

Profession

Other Professions



Support of Military Families - 2021

Sumpter Smith Air National Guard Base, Alabama

Education and Licensure Assessment Narrative

Public Education:

(This assessment is a comparative analysis using colors to graphically display results for all criteria and categories. The colors are assigned using percentiles, divided into thirds, to provide information about a location's relative position compared to all other Department of the Air Force installations assessed)

- Sumpter Smith Air National Guard Base, Alabama received an overall yellow rating for public education as it fell within the middle 33 percent of all Air Force installations assessed

- The areas with the lowest relative ranking which require additional state/community support include Student to Mental Health Professional Ratio, Suspension Rate, and Growth Measure

- Change from 2019: Sumpter Smith Air National Guard Base, Alabama's overall education rating did not shift from 2019.

Licensure Portability:

- The State of Alabama received an overall yellow assessment for licensure portability indicating State statutes (primarily Al. Code 1975 § 31-1-6) contain barriers to licensure and certification portability for military spouses. This assessment is driven by Alabama's substantial equivalence requirement that allows acceptance of another state's license if the requirements for obtaining the license are sufficiently similar to their own State's requirements and precludes acceptance if the requirements are not similar. Additionally, statute excludes several occupations from license portability

- Although Alabama has enacted legislation to join the Physical Therapy Compact, as of the time of this assessment, the compact benefits are not yet being provided to military spouses as additional requirements need to be met in order for Alabama to fully receive all of the compact privileges

- There are no barriers to Law and Nursing professions due to their favorable military spouse legislation for lawyers and inclusion in the Nursing Compact

- If you have additional information or recently made changes to your State's licensure statutes, you can send the updated information to SAF.MRR.Workflow@us.af.mil for consideration and potential changes to the assessment

- Change from 2019: No change from the 2019 assessment although new legislation was passed improving the licensing process for the Teaching profession, joining the Psychology Interjurisdictional Compact, the Audiology/Speech-Language Pathology Interstate Compact, and the Physical Therapy Licensure Compact

Additional Notes:

- The education assessment cross references zip codes within the Military Housing Area (MHA) with zip codes of schools in the surrounding districts. Those school districts with zip codes that fall within the MHA of an installation are included in the analysis. In some locations, school district composition may have changed slightly due to the use of updated District IDs obtained from the Department of Education

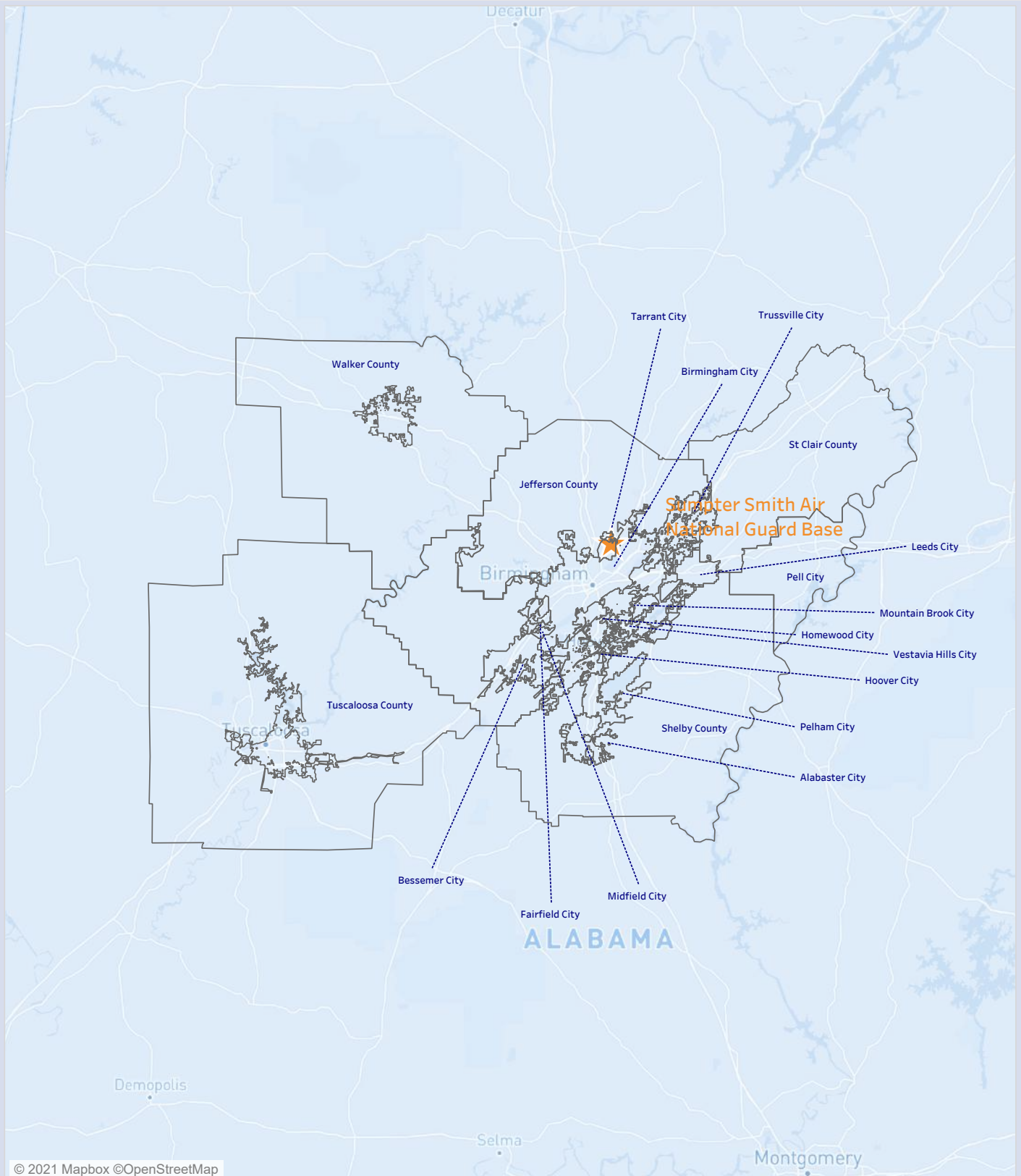
- Graduation rates reflect a 4-year graduation, which was determined to be the expectation of Airmen, Guardians, and their families due to frequency of relocation

- The licensure assessment uses a checklist of licensure rules that states should have, and that they should avoid. For example, having a compact or temporary licensing rule and NOT having supervisory requirements are checklist items that lead to green. The Department of the Air Force reviewed state policies and programs intended to eliminate barriers to license portability for military spouses that were in effect as of 31 Dec. 2021

For additional information on Education and Licensure assessment criteria, methodology and data sources, please see the Support of Military Families Background Information provided at www.af.mil under the Support to Families banner. All questions and feedback should be directed to SAF.MRR.Workflow@us.af.mil.

Sumpter Smith Air National Guard Base, Alabama

School Districts Map




Support of Military Families - 2021

Clear Space Force Station, Alaska

Public Education*

2019 2021



KEY: ■ < 33.3% ■ < 66.6% ■ (Percentile):

Academic Performance Criteria

2019 2021



Graduation Rate



Student Learning Rate



School Climate Criteria



Chronic Absenteeism Rate



Suspension Rate



Service Offering Criteria



Pre-Kindergarten Availability



Student to Counselor Ratio



Student to Mental Health Support Ratio



Student to Nurse Ratio



Student to Teacher Ratio



Data Source	Most Recent Survey Time Period Utilized	Date Last Updated
Department of Education - Civil Rights Data Collection District and School Data	SY 2017-2018	October 2020
Department of Education - EDFacts Graduation Rates (District and School Level)	SY 2018-2019	November 2020
Department of Education - National center for Education Statistics Common Core of Data Public Elementary/ Secondary School Universe Survey Data	SY 2019-2020	March 2021
Department of Education - National Center of Education Statistics Common Core of Data (School Search)	SY 2018-19 School Details and Enrollment Characteristics SY 2019-20 School Directory Information	April 2020 July 2020
Center for Education Policy Analysis: Stanford Education Data Archive (SEDA)	SY 2008-2009 through SY 2017-2018	February 2021

* Public Education is Compiled using 60% Academic Performance, 20% School Climate, and 20% Service Offering.

Licensure Portability

2019 2021



Accounting



Cosmetology



EMS



Engineering



Law



Nursing



Physical Therapy



Psychology



Teaching



Other Professions



Data Source	Most Recent Survey Time Period Utilized	Date Last Updated
State Laws, State Executive Orders, State Bar and Supreme Court Rules (Licensure)	Through Dec. 2021	Dec. 31, 2021

Areas Requiring Additional Support

Public Education

Chronic Absenteeism



Graduation Rates



Mental Health Support



Licensure Language

Temporary license w/substantial equivalency Expedited application

Profession

Cosmetology, Engineering, EMS, Accounting, Physical Therapy, Psychology, Teaching, Nursing



Support of Military Families - 2021

Clear Space Force Station, Alaska

Education and Licensure Assessment Narrative

Public Education:

(This assessment is a comparative analysis using colors to graphically display results for all criteria and categories. The colors are assigned using percentiles, divided into thirds, to provide information about a location's relative position compared to all other Department of the Air Force installations assessed)

- Clear Space Force Station, Alaska received an overall yellow rating for public education as it fell within the middle 33 percent of all Air Force installations assessed

- The areas with the lowest relative ranking which require additional state/community support include Chronic Absenteeism Rate, Graduation Rates, and Student to Mental Health Professional Ratio

- Change from 2019: Clear Space Force Station, Alaska's overall education rating did not shift from 2019.

Licensure Portability:

- The State of Alaska received an overall yellow assessment for licensure portability indicating the State statutes (primarily AS § 08.01.063) contain barriers to licensure and certification portability for military spouses. This assessment is driven by Alaska's substantial equivalence requirement that allows acceptance of another state's license if the requirements for obtaining the license are sufficiently similar to their own State's requirements and precludes acceptance if the requirements are not similar. Additionally, instead of requiring action by the appropriate board, Alaska gives State agencies the discretion to distribute licenses ("may" issue rather than "shall" issue)

- There are no barriers to the Law profession due to their temporary license for military spouses and the absence of supervisory requirements

- If you have additional information or recently made changes to your State's licensure statutes, you can send the updated information to SAF.MRR.Workflow@us.af.mil for consideration and potential changes to the assessment.

- Change from 2019: No change from the 2019 assessment and no changes to the State's statute

Additional Notes:

- The education assessment cross references zip codes within the Military Housing Area (MHA) with zip codes of schools in the surrounding districts. Those school districts with zip codes that fall within the MHA of an installation are included in the analysis. In some locations, school district composition may have changed slightly due to the use of updated District IDs obtained from the Department of Education

- Graduation rates reflect a 4-year graduation, which was determined to be the expectation of Airmen, Guardians, and their families due to frequency of relocation

- The licensure assessment uses a checklist of licensure rules that states should have, and that they should avoid. For example, having a compact or temporary licensing rule and NOT having supervisory requirements are checklist items that lead to green. The Department of the Air Force reviewed state policies and programs intended to eliminate barriers to license portability for military spouses that were in effect as of 31 Dec. 2021

For additional information on Education and Licensure assessment criteria, methodology and data sources, please see the Support of Military Families Background Information provided at www.af.mil under the Support to Families banner. All questions and feedback should be directed to SAF.MRR.Workflow@us.af.mil.

Clear Space Force Station, Alaska

School Districts Map



Support of Military Families - 2021

Eielson Air Force Base, Alaska

Public Education*

2019 2021



KEY: ■ < 33.3% ■ < 66.6% ■ (Percentile):

Academic Performance Criteria

2019 2021



Graduation Rate



Student Learning Rate



School Climate Criteria



Chronic Absenteeism Rate



Suspension Rate



Service Offering Criteria



Pre-Kindergarten Availability



Student to Counselor Ratio



Student to Mental Health Support Ratio



Student to Nurse Ratio



Student to Teacher Ratio

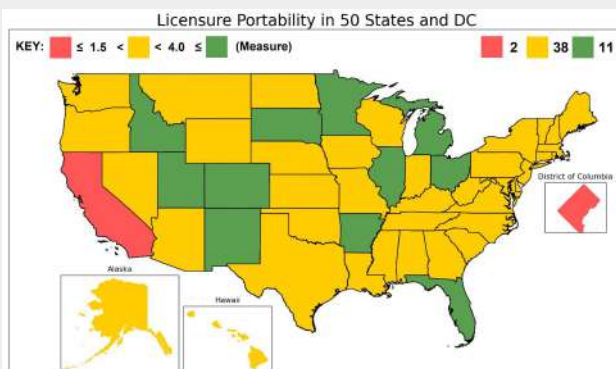


Data Source	Most Recent Survey Time Period Utilized	Date Last Updated
Department of Education - Civil Rights Data Collection District and School Data	SY 2017-2018	October 2020
Department of Education - EDFacts Graduation Rates (District and School Level)	SY 2018-2019	November 2020
Department of Education - National center for Education Statistics Common Core of Data Public Elementary/ Secondary School Universe Survey Data	SY 2019-2020	March 2021
Department of Education - National Center of Education Statistics Common Core of Data (School Search)	SY 2018-19 School Details and Enrollment Characteristics SY 2019-20 School Directory Information	April 2020 July 2020
Center for Education Policy Analysis: Stanford Education Data Archive (SEDA)	SY 2008-2009 through SY 2017-2018	February 2021

* Public Education is Compiled using 60% Academic Performance, 20% School Climate, and 20% Service Offering.

Licensure Portability

2019 2021



Accounting



Cosmetology



EMS



Engineering



Law



Nursing



Physical Therapy



Psychology



Teaching



Other Professions



Data Source	Most Recent Survey Time Period Utilized	Date Last Updated
State Laws, State Executive Orders, State Bar and Supreme Court Rules (Licensure)	Through Dec. 2021	Dec. 31, 2021

Areas Requiring Additional Support

Public Education

Graduation Rates



Chronic Absenteeism



Student to Teacher



Licensure Language

Profession

Temporary license w/substantial equivalency Expedited application

Cosmetology, Engineering, EMS, Accounting, Physical Therapy, Psychology, Teaching, Nursing



Support of Military Families - 2021

Eielson Air Force Base, Alaska

Education and Licensure Assessment Narrative

Public Education:

(This assessment is a comparative analysis using colors to graphically display results for all criteria and categories. The colors are assigned using percentiles, divided into thirds, to provide information about a location's relative position compared to all other Department of the Air Force installations assessed)

- Eielson Air Force Base, Alaska received an overall red rating for public education as it fell within the bottom 33 percent of all Air Force installations assessed

- The areas with the lowest relative ranking which require additional state/community support include Graduation Rates, Chronic Absenteeism Rate, and Student to Teacher Ratio

- Change from 2019: Eielson Air Force Base, Alaska's overall education rating did not shift from 2019.

Licensure Portability:

- The State of Alaska received an overall yellow assessment for licensure portability indicating the State statutes (primarily AS § 08.01.063) contain barriers to licensure and certification portability for military spouses. This assessment is driven by Alaska's substantial equivalence requirement that allows acceptance of another state's license if the requirements for obtaining the license are sufficiently similar to their own State's requirements and precludes acceptance if the requirements are not similar. Additionally, instead of requiring action by the appropriate board, Alaska gives State agencies the discretion to distribute licenses ("may" issue rather than "shall" issue)

- There are no barriers to the Law profession due to their temporary license for military spouses and the absence of supervisory requirements

- If you have additional information or recently made changes to your State's licensure statutes, you can send the updated information to SAF.MRR.Workflow@us.af.mil for consideration and potential changes to the assessment.

- Change from 2019: No change from the 2019 assessment and no changes to the State's statute

Additional Notes:

- The education assessment cross references zip codes within the Military Housing Area (MHA) with zip codes of schools in the surrounding districts. Those school districts with zip codes that fall within the MHA of an installation are included in the analysis. In some locations, school district composition may have changed slightly due to the use of updated District IDs obtained from the Department of Education

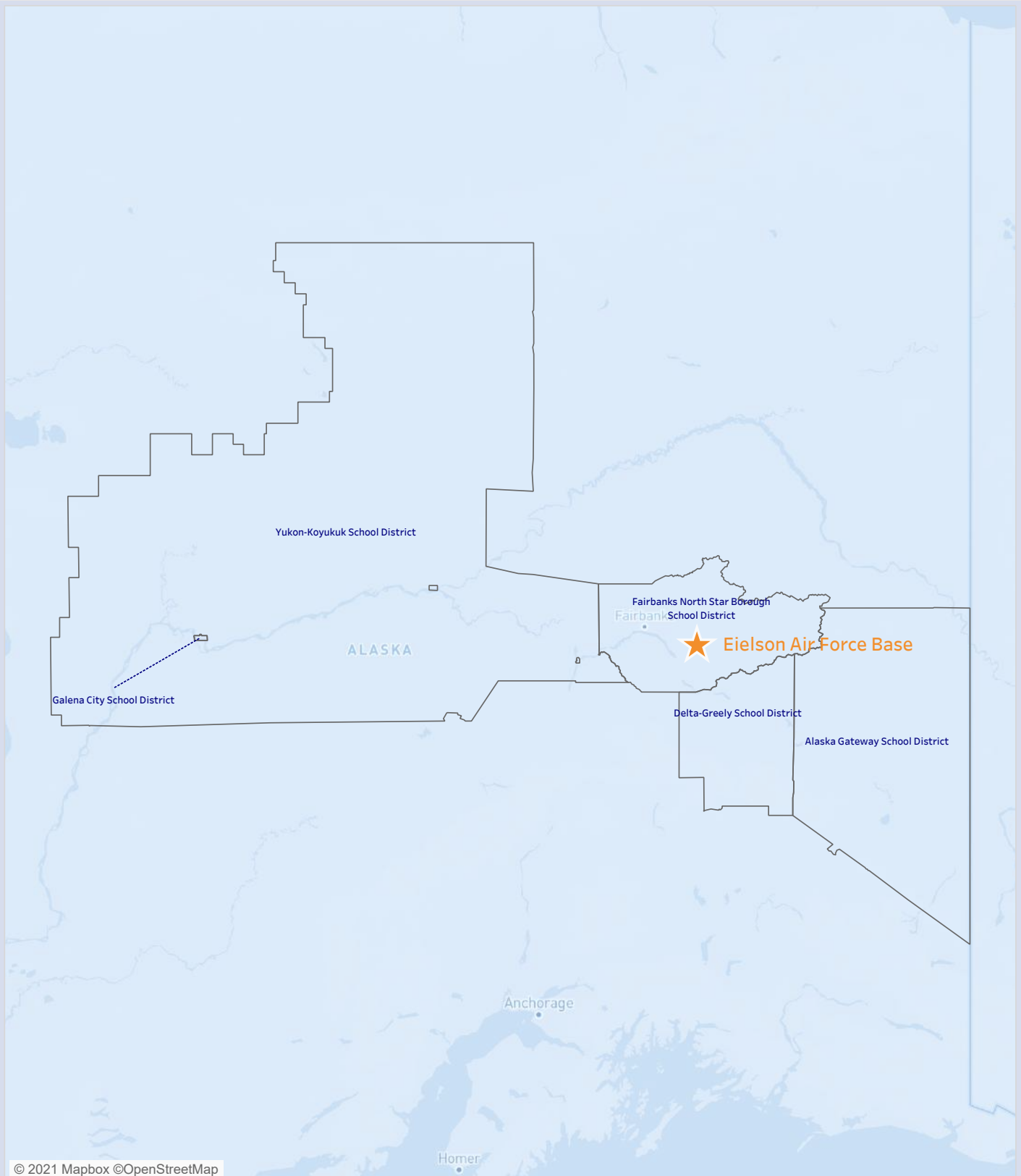
- Graduation rates reflect a 4-year graduation, which was determined to be the expectation of Airmen, Guardians, and their families due to frequency of relocation

- The licensure assessment uses a checklist of licensure rules that states should have, and that they should avoid. For example, having a compact or temporary licensing rule and NOT having supervisory requirements are checklist items that lead to green. The Department of the Air Force reviewed state policies and programs intended to eliminate barriers to license portability for military spouses that were in effect as of 31 Dec. 2021

For additional information on Education and Licensure assessment criteria, methodology and data sources, please see the Support of Military Families Background Information provided at www.af.mil under the Support to Families banner. All questions and feedback should be directed to SAF.MRR.Workflow@us.af.mil.

Eielson Air Force Base, Alaska

School Districts Map

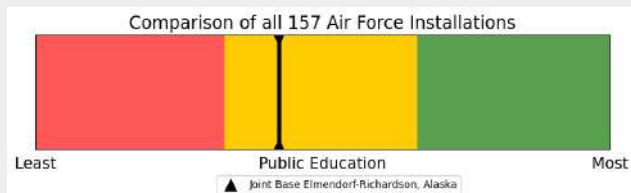


Support of Military Families - 2021

Joint Base Elmendorf-Richardson, Alaska

Public Education*

2019 2021



KEY: ■ < 33.3% ■ < 66.6% ■ (Percentile):

Academic Performance Criteria

2019 2021



Graduation Rate



Student Learning Rate



School Climate Criteria



Chronic Absenteeism Rate



Suspension Rate



Service Offering Criteria



Pre-Kindergarten Availability



Student to Counselor Ratio



Student to Mental Health Support Ratio



Student to Nurse Ratio



Student to Teacher Ratio

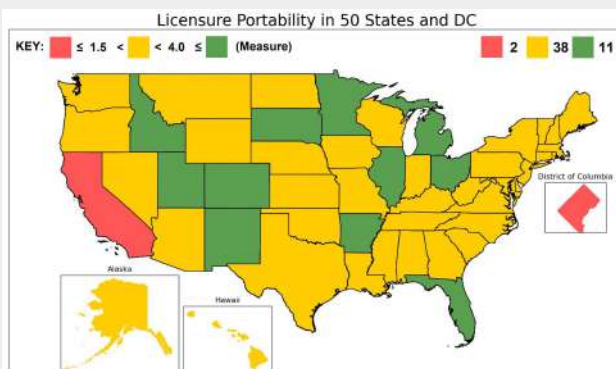


Data Source	Most Recent Survey Time Period Utilized	Date Last Updated
Department of Education - Civil Rights Data Collection District and School Data	SY 2017-2018	October 2020
Department of Education - EDFacts Graduation Rates (District and School Level)	SY 2018-2019	November 2020
Department of Education - National center for Education Statistics Common Core of Data Public Elementary/ Secondary School Universe Survey Data	SY 2019-2020	March 2021
Department of Education - National Center of Education Statistics Common Core of Data (School Search)	SY 2018-19 School Details and Enrollment Characteristics SY 2019-20 School Directory Information	April 2020 July 2020
Center for Education Policy Analysis: Stanford Education Data Archive (SEDA)	SY 2008-2009 through SY 2017-2018	February 2021

* Public Education is Compiled using 60% Academic Performance, 20% School Climate, and 20% Service Offering.

Licensure Portability

2019 2021



Accounting



Cosmetology



EMS



Engineering



Law



Nursing



Physical Therapy



Psychology



Teaching



Other Professions



Data Source	Most Recent Survey Time Period Utilized	Date Last Updated
State Laws, State Executive Orders, State Bar and Supreme Court Rules (Licensure)	Through Dec. 2021	Dec. 31, 2021

Areas Requiring Additional Support

Public Education

Chronic Absenteeism



Graduation Rates



Mental Health Support



Licensure Language

Temporary license w/substantial equivalency Expedited application

Profession

Cosmetology, Engineering, EMS, Accounting, Physical Therapy, Psychology, Teaching, Nursing



Support of Military Families - 2021

Joint Base Elmendorf-Richardson, Alaska

Education and Licensure Assessment Narrative

Public Education:

(This assessment is a comparative analysis using colors to graphically display results for all criteria and categories. The colors are assigned using percentiles, divided into thirds, to provide information about a location's relative position compared to all other Department of the Air Force installations assessed)

- Joint Base Elmendorf-Richardson, Alaska received an overall yellow rating for public education as it fell within the middle 33 percent of all Air Force installations assessed
- The areas with the lowest relative ranking which require additional state/community support include Chronic Absenteeism Rate, Graduation Rates, and Student to Mental Health Professional Ratio
- Change from 2019: Joint Base Elmendorf-Richardson, Alaska's overall education rating did not shift from 2019.

Licensure Portability:

- The State of Alaska received an overall yellow assessment for licensure portability indicating the State statutes (primarily AS § 08.01.063) contain barriers to licensure and certification portability for military spouses. This assessment is driven by Alaska's substantial equivalence requirement that allows acceptance of another state's license if the requirements for obtaining the license are sufficiently similar to their own State's requirements and precludes acceptance if the requirements are not similar. Additionally, instead of requiring action by the appropriate board, Alaska gives State agencies the discretion to distribute licenses ("may" issue rather than "shall" issue)
- There are no barriers to the Law profession due to their temporary license for military spouses and the absence of supervisory requirements
- If you have additional information or recently made changes to your State's licensure statutes, you can send the updated information to SAF.MRR.Workflow@us.af.mil for consideration and potential changes to the assessment.
- Change from 2019: No change from the 2019 assessment and no changes to the State's statute

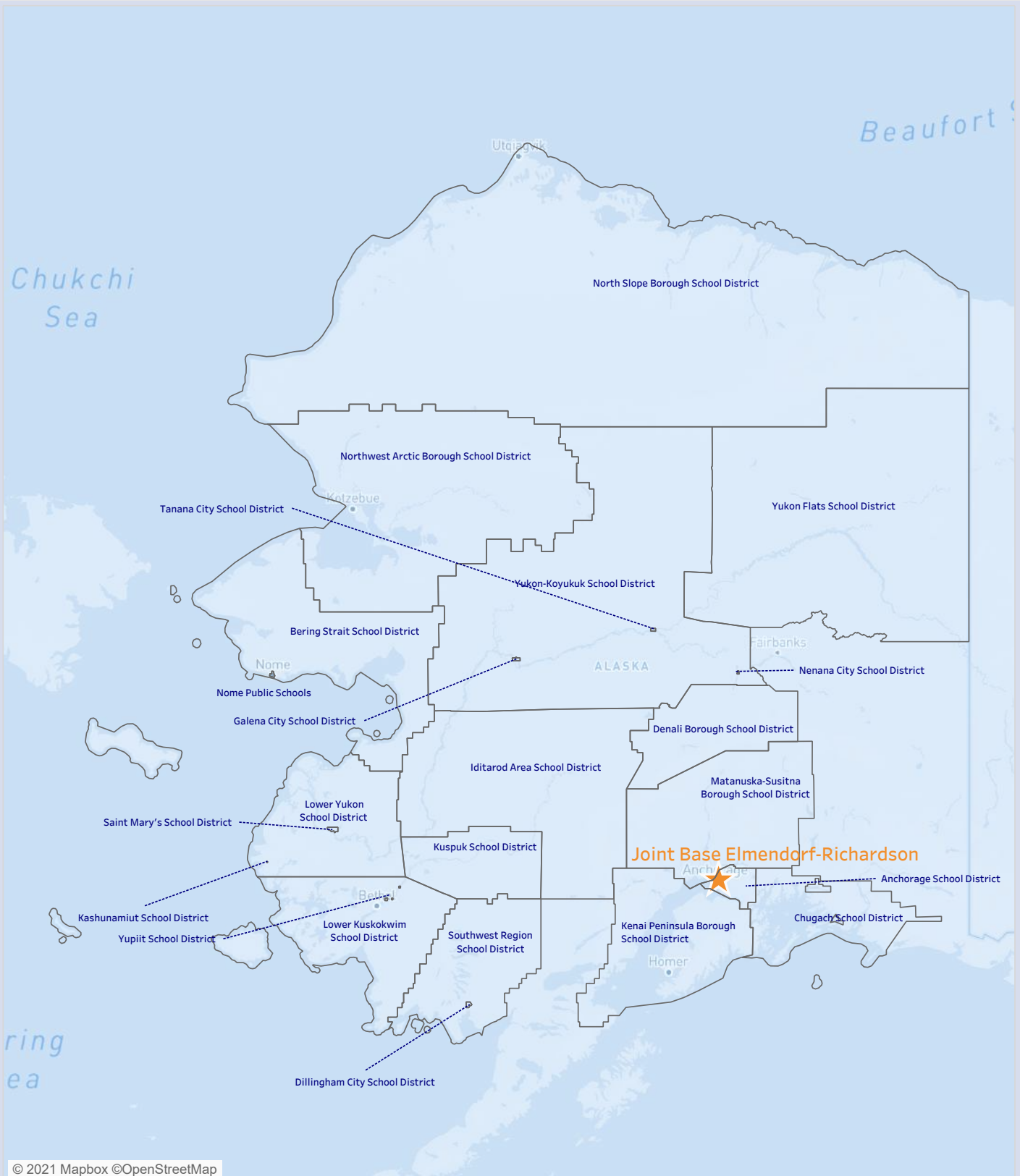
Additional Notes:

- The education assessment cross references zip codes within the Military Housing Area (MHA) with zip codes of schools in the surrounding districts. Those school districts with zip codes that fall within the MHA of an installation are included in the analysis. In some locations, school district composition may have changed slightly due to the use of updated District IDs obtained from the Department of Education
- Graduation rates reflect a 4-year graduation, which was determined to be the expectation of Airmen, Guardians, and their families due to frequency of relocation
- The licensure assessment uses a checklist of licensure rules that states should have, and that they should avoid. For example, having a compact or temporary licensing rule and NOT having supervisory requirements are checklist items that lead to green. The Department of the Air Force reviewed state policies and programs intended to eliminate barriers to license portability for military spouses that were in effect as of 31 Dec. 2021

For additional information on Education and Licensure assessment criteria, methodology and data sources, please see the Support of Military Families Background Information provided at www.af.mil under the Support to Families banner. All questions and feedback should be directed to SAF.MRR.Workflow@us.af.mil.

Joint Base Elmendorf-Richardson, Alaska

School Districts Map

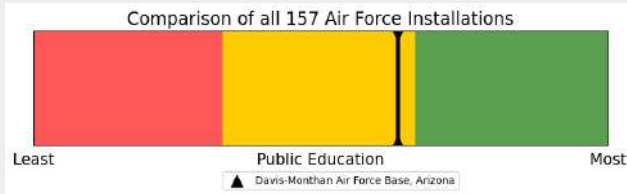


Support of Military Families - 2021

Davis-Monthan Air Force Base, Arizona

Public Education*

2019 2021



KEY: ■ < 33.3% ■ < 66.6% ■ (Percentile):

Academic Performance Criteria

2019 2021



Graduation Rate



Student Learning Rate



School Climate Criteria



Chronic Absenteeism Rate



Suspension Rate



Service Offering Criteria



Pre-Kindergarten Availability



Student to Counselor Ratio



Student to Mental Health Support Ratio



Student to Nurse Ratio



Student to Teacher Ratio

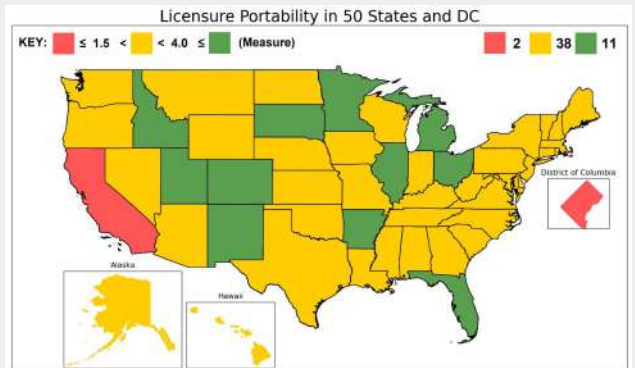


Data Source	Most Recent Survey Time Period Utilized	Date Last Updated
Department of Education - Civil Rights Data Collection District and School Data	SY 2017-2018	October 2020
Department of Education - EDFacts Graduation Rates (District and School Level)	SY 2018-2019	November 2020
Department of Education - National center for Education Statistics Common Core of Data Public Elementary/ Secondary School Universe Survey Data	SY 2019-2020	March 2021
Department of Education - National Center of Education Statistics Common Core of Data (School Search)	SY 2018-19 School Details and Enrollment Characteristics SY 2019-20 School Directory Information	April 2020 July 2020
Center for Education Policy Analysis: Stanford Education Data Archive (SEDA)	SY 2008-2009 through SY 2017-2018	February 2021

* Public Education is Compiled using 60% Academic Performance, 20% School Climate, and 20% Service Offering.

Licensure Portability

2019 2021



Accounting



Cosmetology



EMS



Engineering



Law



Nursing



Physical Therapy



Psychology



Teaching



Other Professions



Data Source	Most Recent Survey Time Period Utilized	Date Last Updated
State Laws, State Executive Orders, State Bar and Supreme Court Rules (Licensure)	Through Dec. 2021	Dec. 31, 2021

Areas Requiring Additional Support

Public Education

Chronic Absenteeism



Student to Counselor



Student to Teacher



Licensure Language

Profession

Supervisory Req w/ MS Rule

Law



Support of Military Families - 2021

Davis-Monthan Air Force Base, Arizona

Education and Licensure Assessment Narrative

Public Education:

(This assessment is a comparative analysis using colors to graphically display results for all criteria and categories. The colors are assigned using percentiles, divided into thirds, to provide information about a location's relative position compared to all other Department of the Air Force installations assessed)

- Davis-Monthan Air Force Base, Arizona received an overall yellow rating for public education as it fell within the middle 33 percent of all Air Force installations assessed

- The areas with the lowest relative ranking which require additional state/community support include Chronic Absenteeism Rate, Student to Counselor Ratio, and Student to Teacher Ratio

- Change from 2019: Davis-Monthan Air Force Base, Arizona's overall education rating did not shift from 2019.

Licensure Portability:

- The State of Arizona received an overall yellow assessment for licensure portability indicating the State statutes (primarily HB2569) contain barriers to licensure and certification portability for military spouses. This assessment is driven by Arizona's requirement that an applicant be licensed or certified by another state for at least one year

- There are significant barriers to Law given the military spouse legislation contains supervisory requirements. However, there are no barriers for Physical Therapy and Nursing due to their inclusion in compacts

- If you have additional information or recently made changes to your State's licensure statutes, you can send the updated information to SAF.MRR.Workflow@us.af.mil for consideration and potential changes to the assessment.

- Change from 2019: Despite SB1149 improving awareness by requiring regulating entities to post a prominent notice outlining the current licensure requirements, the need for military spouses to have been licensed or certified in another state for at least twelve months prevents any change from the previous assessment

Additional Notes:

- The education assessment cross references zip codes within the Military Housing Area (MHA) with zip codes of schools in the surrounding districts. Those school districts with zip codes that fall within the MHA of an installation are included in the analysis. In some locations, school district composition may have changed slightly due to the use of updated District IDs obtained from the Department of Education

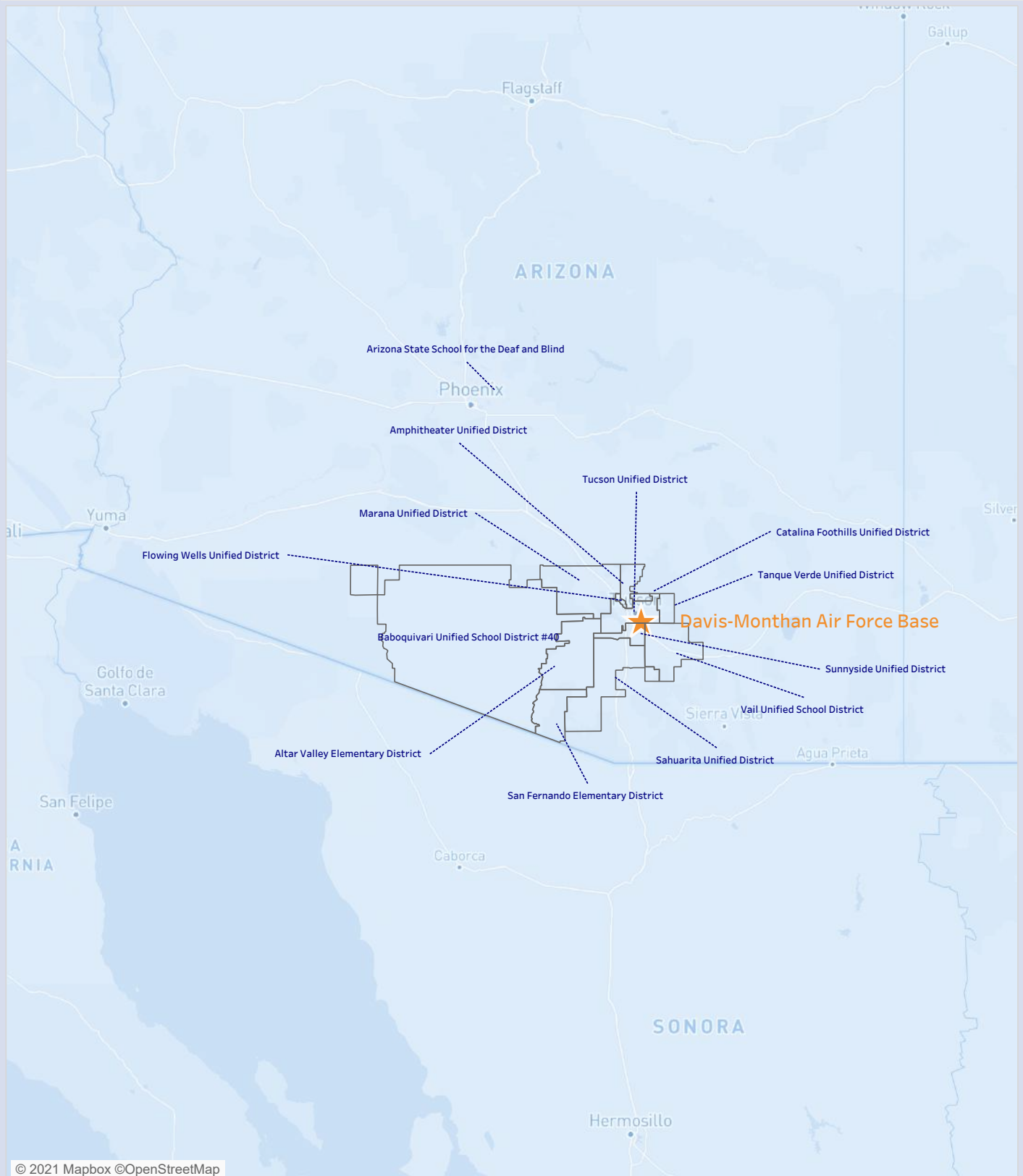
- Graduation rates reflect a 4-year graduation, which was determined to be the expectation of Airmen, Guardians, and their families due to frequency of relocation

- The licensure assessment uses a checklist of licensure rules that states should have, and that they should avoid. For example, having a compact or temporary licensing rule and NOT having supervisory requirements are checklist items that lead to green. The Department of the Air Force reviewed state policies and programs intended to eliminate barriers to license portability for military spouses that were in effect as of 31 Dec. 2021

For additional information on Education and Licensure assessment criteria, methodology and data sources, please see the Support of Military Families Background Information provided at www.af.mil under the Support to Families banner. All questions and feedback should be directed to SAF.MRR.Workflow@us.af.mil.

Davis-Monthan Air Force Base, Arizona

School Districts Map



Support of Military Families - 2021

Goldwater Air National Guard Base, Arizona

Public Education*

2019 2021



KEY: ■ < 33.3% ■ < 66.6% ■ (Percentile):

Academic Performance Criteria

2019 2021



Graduation Rate



Student Learning Rate



School Climate Criteria



Chronic Absenteeism Rate



Suspension Rate



Service Offering Criteria



Pre-Kindergarten Availability



Student to Counselor Ratio



Student to Mental Health Support Ratio



Student to Nurse Ratio



Student to Teacher Ratio

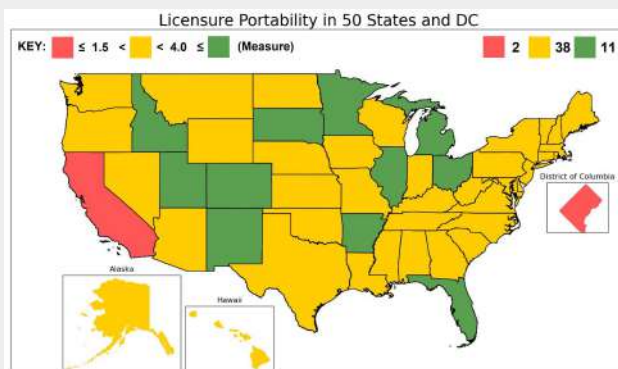


Data Source	Most Recent Survey Time Period Utilized	Date Last Updated
Department of Education - Civil Rights Data Collection District and School Data	SY 2017-2018	October 2020
Department of Education - EDFacts Graduation Rates (District and School Level)	SY 2018-2019	November 2020
Department of Education - National center for Education Statistics Common Core of Data Public Elementary/ Secondary School Universe Survey Data	SY 2019-2020	March 2021
Department of Education - National Center of Education Statistics Common Core of Data (School Search)	SY 2018-19 School Details and Enrollment Characteristics SY 2019-20 School Directory Information	April 2020 July 2020
Center for Education Policy Analysis: Stanford Education Data Archive (SEDA)	SY 2008-2009 through SY 2017-2018	February 2021

* Public Education is Compiled using 60% Academic Performance, 20% School Climate, and 20% Service Offering.

Licensure Portability

2019 2021



Accounting



Cosmetology



EMS



Engineering



Law



Nursing



Physical Therapy



Psychology



Teaching



Other Professions



Data Source	Most Recent Survey Time Period Utilized	Date Last Updated
State Laws, State Executive Orders, State Bar and Supreme Court Rules (Licensure)	Through Dec. 2021	Dec. 31, 2021

Areas Requiring Additional Support

Public Education

Student to Counselor



Student to Teacher



Chronic Absenteeism



Licensure Language

Profession

Supervisory Req w/ MS Rule

Law



Support of Military Families - 2021

Goldwater Air National Guard Base, Arizona

Education and Licensure Assessment Narrative

Public Education:

(This assessment is a comparative analysis using colors to graphically display results for all criteria and categories. The colors are assigned using percentiles, divided into thirds, to provide information about a location's relative position compared to all other Department of the Air Force installations assessed)

- Goldwater Air National Guard Base, Arizona received an overall green rating for public education as it fell within the top 33 percent of all Air Force installations assessed

- The areas with the lowest relative ranking which require additional state/community support include Student to Counselor Ratio, Student to Teacher Ratio, and Chronic Absenteeism Rate

- Change from 2019: Goldwater Air National Guard Base, Arizona's overall education rating did not shift from 2019.

Licensure Portability:

- The State of Arizona received an overall yellow assessment for licensure portability indicating the State statutes (primarily HB2569) contain barriers to licensure and certification portability for military spouses. This assessment is driven by Arizona's requirement that an applicant be licensed or certified by another state for at least one year

- There are significant barriers to Law given the military spouse legislation contains supervisory requirements. However, there are no barriers for Physical Therapy and Nursing due to their inclusion in compacts

- If you have additional information or recently made changes to your State's licensure statutes, you can send the updated information to SAF.MRR.Workflow@us.af.mil for consideration and potential changes to the assessment.

- Change from 2019: Despite SB1149 improving awareness by requiring regulating entities to post a prominent notice outlining the current licensure requirements, the need for military spouses to have been licensed or certified in another state for at least twelve months prevents any change from the previous assessment

Additional Notes:

- The education assessment cross references zip codes within the Military Housing Area (MHA) with zip codes of schools in the surrounding districts. Those school districts with zip codes that fall within the MHA of an installation are included in the analysis. In some locations, school district composition may have changed slightly due to the use of updated District IDs obtained from the Department of Education

- Graduation rates reflect a 4-year graduation, which was determined to be the expectation of Airmen, Guardians, and their families due to frequency of relocation

- The licensure assessment uses a checklist of licensure rules that states should have, and that they should avoid. For example, having a compact or temporary licensing rule and NOT having supervisory requirements are checklist items that lead to green. The Department of the Air Force reviewed state policies and programs intended to eliminate barriers to license portability for military spouses that were in effect as of 31 Dec. 2021

For additional information on Education and Licensure assessment criteria, methodology and data sources, please see the Support of Military Families Background Information provided at www.af.mil under the Support to Families banner. All questions and feedback should be directed to SAF.MRR.Workflow@us.af.mil.

Goldwater Air National Guard Base, Arizona

School Districts Map

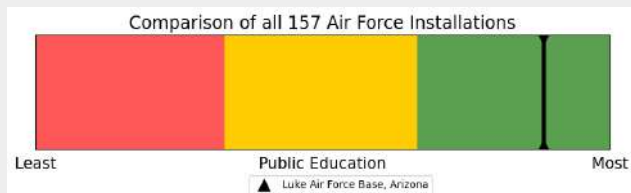


Support of Military Families - 2021

Luke Air Force Base, Arizona

Public Education*

2019 2021



KEY: ■ < 33.3% ■ < 66.6% ■ (Percentile):

Academic Performance Criteria

2019 2021



Graduation Rate



Student Learning Rate



School Climate Criteria



Chronic Absenteeism Rate



Suspension Rate



Service Offering Criteria



Pre-Kindergarten Availability



Student to Counselor Ratio



Student to Mental Health Support Ratio



Student to Nurse Ratio



Student to Teacher Ratio

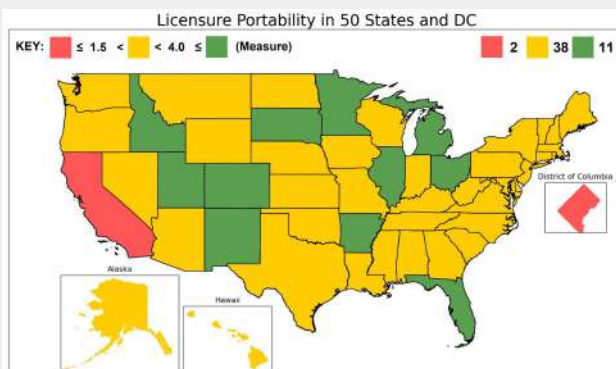


Data Source	Most Recent Survey Time Period Utilized	Date Last Updated
Department of Education - Civil Rights Data Collection District and School Data	SY 2017-2018	October 2020
Department of Education - EDFacts Graduation Rates (District and School Level)	SY 2018-2019	November 2020
Department of Education - National center for Education Statistics Common Core of Data Public Elementary/ Secondary School Universe Survey Data	SY 2019-2020	March 2021
Department of Education - National Center of Education Statistics Common Core of Data (School Search)	SY 2018-19 School Details and Enrollment Characteristics SY 2019-20 School Directory Information	April 2020 July 2020
Center for Education Policy Analysis: Stanford Education Data Archive (SEDA)	SY 2008-2009 through SY 2017-2018	February 2021

* Public Education is Compiled using 60% Academic Performance, 20% School Climate, and 20% Service Offering.

Licensure Portability

2019 2021



Accounting



Cosmetology



EMS



Engineering



Law



Nursing



Physical Therapy



Psychology



Teaching



Other Professions



Data Source	Most Recent Survey Time Period Utilized	Date Last Updated
State Laws, State Executive Orders, State Bar and Supreme Court Rules (Licensure)	Through Dec. 2021	Dec. 31, 2021

Areas Requiring Additional Support

Public Education

Student to Counselor



Student to Teacher



Chronic Absenteeism



Licensure Language

Profession

Supervisory Req w/ MS Rule

Law



Support of Military Families - 2021

Luke Air Force Base, Arizona

Education and Licensure Assessment Narrative

Public Education:

(This assessment is a comparative analysis using colors to graphically display results for all criteria and categories. The colors are assigned using percentiles, divided into thirds, to provide information about a location's relative position compared to all other Department of the Air Force installations assessed)

- Luke Air Force Base, Arizona received an overall green rating for public education as it fell within the top 33 percent of all Air Force installations assessed

- The areas with the lowest relative ranking which require additional state/community support include Student to Counselor Ratio, Student to Teacher Ratio, and Chronic Absenteeism Rate

- Change from 2019: Luke Air Force Base, Arizona's overall education rating did not shift from 2019.

Licensure Portability:

- The State of Arizona received an overall yellow assessment for licensure portability indicating the State statutes (primarily HB2569) contain barriers to licensure and certification portability for military spouses. This assessment is driven by Arizona's requirement that an applicant be licensed or certified by another state for at least one year

- There are significant barriers to Law given the military spouse legislation contains supervisory requirements. However, there are no barriers for Physical Therapy and Nursing due to their inclusion in compacts

- If you have additional information or recently made changes to your State's licensure statutes, you can send the updated information to SAF.MRR.Workflow@us.af.mil for consideration and potential changes to the assessment.

- Change from 2019: Despite SB1149 improving awareness by requiring regulating entities to post a prominent notice outlining the current licensure requirements, the need for military spouses to have been licensed or certified in another state for at least twelve months prevents any change from the previous assessment

Additional Notes:

- The education assessment cross references zip codes within the Military Housing Area (MHA) with zip codes of schools in the surrounding districts. Those school districts with zip codes that fall within the MHA of an installation are included in the analysis. In some locations, school district composition may have changed slightly due to the use of updated District IDs obtained from the Department of Education

- Graduation rates reflect a 4-year graduation, which was determined to be the expectation of Airmen, Guardians, and their families due to frequency of relocation

- The licensure assessment uses a checklist of licensure rules that states should have, and that they should avoid. For example, having a compact or temporary licensing rule and NOT having supervisory requirements are checklist items that lead to green. The Department of the Air Force reviewed state policies and programs intended to eliminate barriers to license portability for military spouses that were in effect as of 31 Dec. 2021

For additional information on Education and Licensure assessment criteria, methodology and data sources, please see the Support of Military Families Background Information provided at www.af.mil under the Support to Families banner. All questions and feedback should be directed to SAF.MRR.Workflow@us.af.mil.

Luke Air Force Base, Arizona

School Districts Map

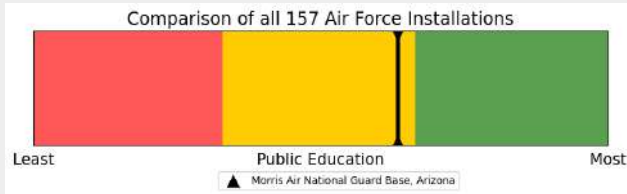


Support of Military Families - 2021

Morris Air National Guard Base, Arizona

Public Education*

2019 2021



KEY: ■ < 33.3% ■ < 66.6% ■ (Percentile):

Academic Performance Criteria

2019 2021



Graduation Rate



Student Learning Rate



School Climate Criteria



Chronic Absenteeism Rate



Suspension Rate



Service Offering Criteria



Pre-Kindergarten Availability



Student to Counselor Ratio



Student to Mental Health Support Ratio



Student to Nurse Ratio



Student to Teacher Ratio

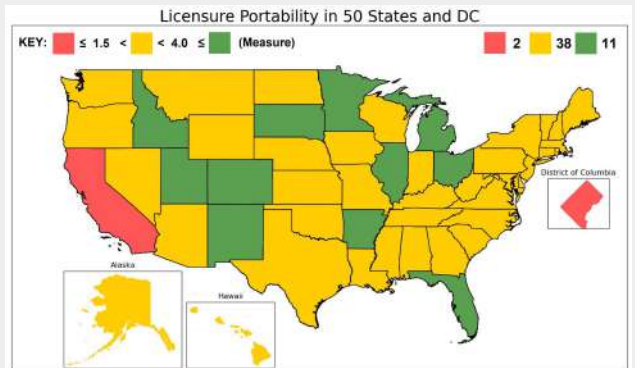


Data Source	Most Recent Survey Time Period Utilized	Date Last Updated
Department of Education - Civil Rights Data Collection District and School Data	SY 2017-2018	October 2020
Department of Education - EDFacts Graduation Rates (District and School Level)	SY 2018-2019	November 2020
Department of Education - National center for Education Statistics Common Core of Data Public Elementary/ Secondary School Universe Survey Data	SY 2019-2020	March 2021
Department of Education - National Center of Education Statistics Common Core of Data (School Search)	SY 2018-19 School Details and Enrollment Characteristics SY 2019-20 School Directory Information	April 2020 July 2020
Center for Education Policy Analysis: Stanford Education Data Archive (SEDA)	SY 2008-2009 through SY 2017-2018	February 2021

* Public Education is Compiled using 60% Academic Performance, 20% School Climate, and 20% Service Offering.

Licensure Portability

2019 2021



Accounting



Cosmetology



EMS



Engineering



Law



Nursing



Physical Therapy



Psychology



Teaching



Other Professions



Data Source	Most Recent Survey Time Period Utilized	Date Last Updated
State Laws, State Executive Orders, State Bar and Supreme Court Rules (Licensure)	Through Dec. 2021	Dec. 31, 2021

Areas Requiring Additional Support

Public Education

Chronic Absenteeism



Student to Counselor



Student to Teacher



Licensure Language

Profession

Supervisory Req w/ MS Rule

Law



Support of Military Families - 2021

Morris Air National Guard Base, Arizona

Education and Licensure Assessment Narrative

Public Education:

(This assessment is a comparative analysis using colors to graphically display results for all criteria and categories. The colors are assigned using percentiles, divided into thirds, to provide information about a location's relative position compared to all other Department of the Air Force installations assessed)

- Morris Air National Guard Base, Arizona received an overall yellow rating for public education as it fell within the middle 33 percent of all Air Force installations assessed

- The areas with the lowest relative ranking which require additional state/community support include Chronic Absenteeism Rate, Student to Counselor Ratio, and Student to Teacher Ratio

- Change from 2019: Morris Air National Guard Base, Arizona's overall education rating did not shift from 2019.

Licensure Portability:

- The State of Arizona received an overall yellow assessment for licensure portability indicating the State statutes (primarily HB2569) contain barriers to licensure and certification portability for military spouses. This assessment is driven by Arizona's requirement that an applicant be licensed or certified by another state for at least one year

- There are significant barriers to Law given the military spouse legislation contains supervisory requirements. However, there are no barriers for Physical Therapy and Nursing due to their inclusion in compacts

- If you have additional information or recently made changes to your State's licensure statutes, you can send the updated information to SAF.MRR.Workflow@us.af.mil for consideration and potential changes to the assessment.

- Change from 2019: Despite SB1149 improving awareness by requiring regulating entities to post a prominent notice outlining the current licensure requirements, the need for military spouses to have been licensed or certified in another state for at least twelve months prevents any change from the previous assessment

Additional Notes:

- The education assessment cross references zip codes within the Military Housing Area (MHA) with zip codes of schools in the surrounding districts. Those school districts with zip codes that fall within the MHA of an installation are included in the analysis. In some locations, school district composition may have changed slightly due to the use of updated District IDs obtained from the Department of Education

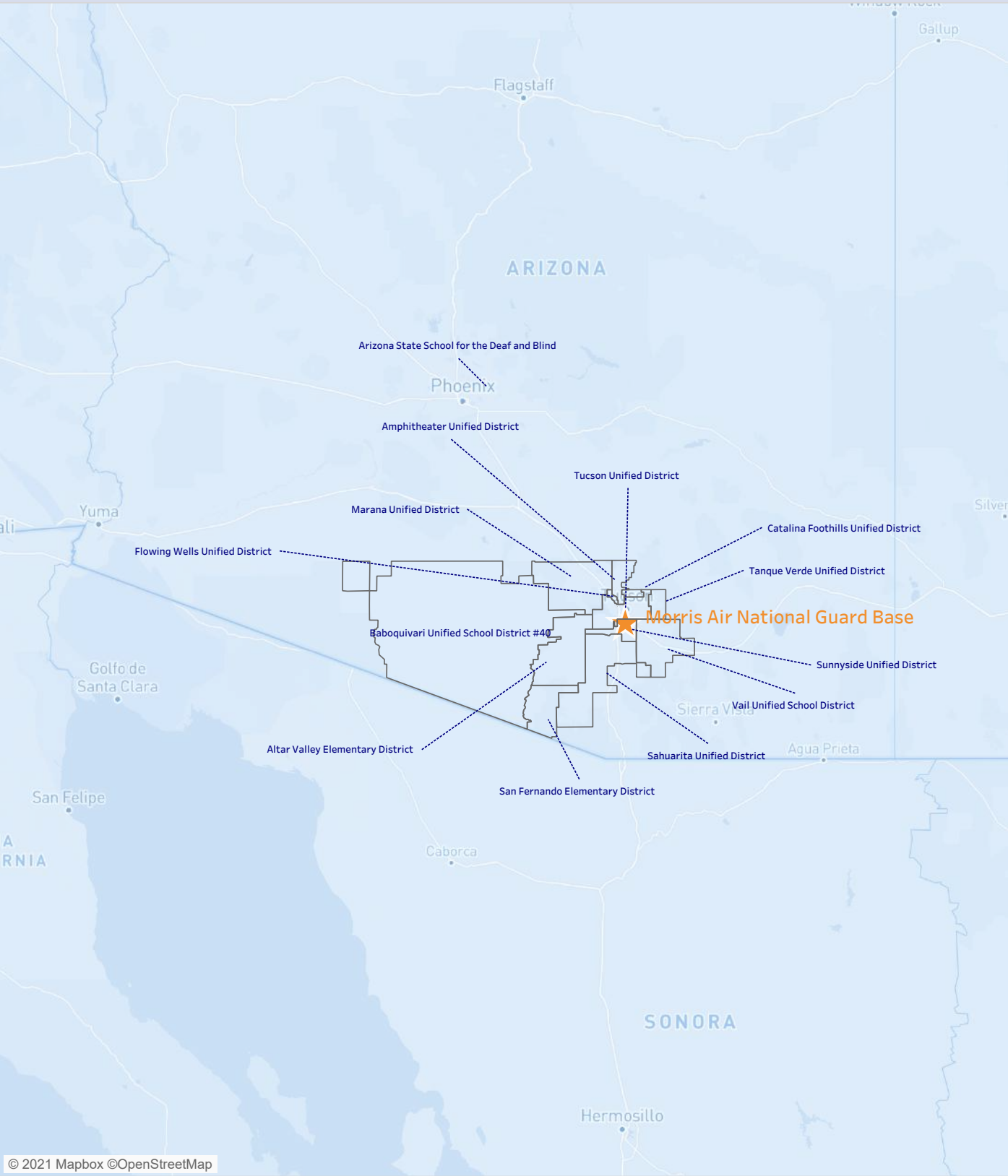
- Graduation rates reflect a 4-year graduation, which was determined to be the expectation of Airmen, Guardians, and their families due to frequency of relocation

- The licensure assessment uses a checklist of licensure rules that states should have, and that they should avoid. For example, having a compact or temporary licensing rule and NOT having supervisory requirements are checklist items that lead to green. The Department of the Air Force reviewed state policies and programs intended to eliminate barriers to license portability for military spouses that were in effect as of 31 Dec. 2021

For additional information on Education and Licensure assessment criteria, methodology and data sources, please see the Support of Military Families Background Information provided at www.af.mil under the Support to Families banner. All questions and feedback should be directed to SAF.MRR.Workflow@us.af.mil.

Morris Air National Guard Base, Arizona

School Districts Map

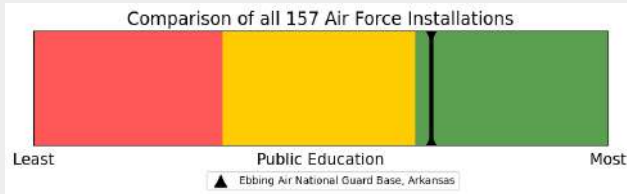


Support of Military Families - 2021

Ebbing Air National Guard Base, Arkansas

Public Education*

2019 2021



KEY: ■ < 33.3% ■ < 66.6% ■ (Percentile):

Academic Performance Criteria

2019 2021



Graduation Rate



Student Learning Rate



School Climate Criteria



Chronic Absenteeism Rate



Suspension Rate



Service Offering Criteria



Pre-Kindergarten Availability



Student to Counselor Ratio



Student to Mental Health Support Ratio



Student to Nurse Ratio



Student to Teacher Ratio

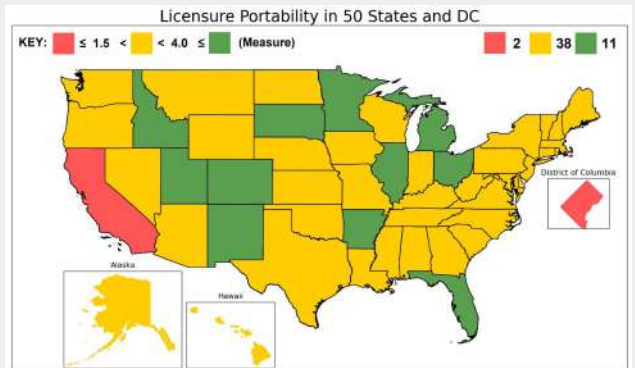


Data Source	Most Recent Survey Time Period Utilized	Date Last Updated
Department of Education - Civil Rights Data Collection District and School Data	SY 2017-2018	October 2020
Department of Education - EDFacts Graduation Rates (District and School Level)	SY 2018-2019	November 2020
Department of Education - National center for Education Statistics Common Core of Data Public Elementary/ Secondary School Universe Survey Data	SY 2019-2020	March 2021
Department of Education - National Center of Education Statistics Common Core of Data (School Search)	SY 2018-19 School Details and Enrollment Characteristics SY 2019-20 School Directory Information	April 2020 July 2020
Center for Education Policy Analysis: Stanford Education Data Archive (SEDA)	SY 2008-2009 through SY 2017-2018	February 2021

* Public Education is Compiled using 60% Academic Performance, 20% School Climate, and 20% Service Offering.

Licensure Portability

2019 2021



Accounting



Cosmetology



EMS



Engineering



Law



Nursing



Physical Therapy



Psychology



Teaching



Other Professions



Data Source	Most Recent Survey Time Period Utilized	Date Last Updated
State Laws, State Executive Orders, State Bar and Supreme Court Rules (Licensure)	Through Dec. 2021	Dec. 31, 2021

Areas Requiring Additional Support

Public Education

Suspension Rate



Mental Health Support



Student to Teacher



Support of Military Families - 2021

Ebbing Air National Guard Base, Arkansas

Education and Licensure Assessment Narrative

Public Education:

(This assessment is a comparative analysis using colors to graphically display results for all criteria and categories. The colors are assigned using percentiles, divided into thirds, to provide information about a location's relative position compared to all other Department of the Air Force installations assessed)

- Ebbing Air National Guard Base, Arkansas received an overall green rating for public education as it fell within the top 33 percent of all Air Force installations assessed

- The areas with the lowest relative ranking which require additional state/community support include Suspension Rate, Student to Mental Health Professional Ratio, and Student to Teacher Ratio

- Change from 2019: Ebbing Air National Guard Base, Arkansas's overall education rating did not shift from 2019.

Licensure Portability:

- The State of Arkansas received an overall green assessment for licensure portability indicating the State statutes (primarily SB78) are effective in removing barriers to licensure and certification portability. Licensing entities in Arkansas are required to grant automatic licensure to military spouses holding an occupational license in good standing with a similar scope of practice. All occupations in Arkansas were assessed green

- If you have additional information or recently made changes to your State's licensure statutes, you can send the updated information to SAF.MRR.Workflow@us.af.mil for consideration and potential changes to the assessment.

- Change from 2019: While the updated language in SB78 is more favorable – only requiring that military spouses hold licenses with a “similar scope of practice” – there was no change from Arkansas' green assessment in 2019

Additional Notes:

- The education assessment cross references zip codes within the Military Housing Area (MHA) with zip codes of schools in the surrounding districts. Those school districts with zip codes that fall within the MHA of an installation are included in the analysis. In some locations, school district composition may have changed slightly due to the use of updated District IDs obtained from the Department of Education

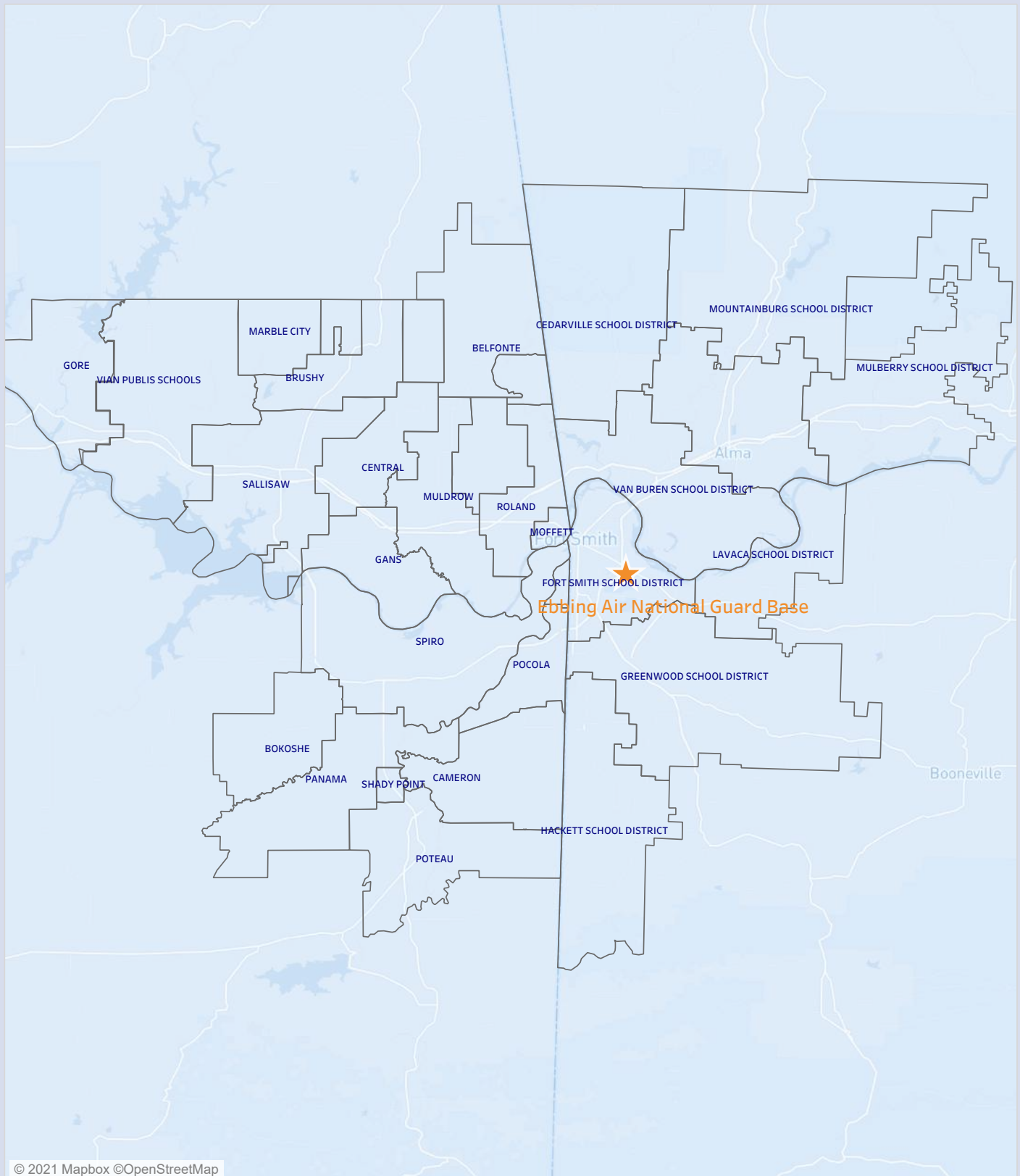
- Graduation rates reflect a 4-year graduation, which was determined to be the expectation of Airmen, Guardians, and their families due to frequency of relocation

- The licensure assessment uses a checklist of licensure rules that states should have, and that they should avoid. For example, having a compact or temporary licensing rule and NOT having supervisory requirements are checklist items that lead to green. The Department of the Air Force reviewed state policies and programs intended to eliminate barriers to license portability for military spouses that were in effect as of 31 Dec. 2021

For additional information on Education and Licensure assessment criteria, methodology and data sources, please see the Support of Military Families Background Information provided at www.af.mil under the Support to Families banner. All questions and feedback should be directed to SAF.MRR.Workflow@us.af.mil.

Ebbing Air National Guard Base, Arkansas

School Districts Map

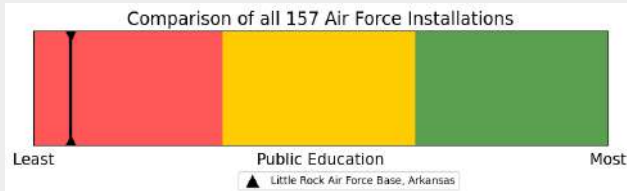


Support of Military Families - 2021

Little Rock Air Force Base, Arkansas

Public Education*

2019 2021



KEY: ■ < 33.3% ■ < 66.6% ■ (Percentile):

Academic Performance Criteria

2019 2021



Graduation Rate



Student Learning Rate



School Climate Criteria



Chronic Absenteeism Rate



Suspension Rate



Service Offering Criteria



Pre-Kindergarten Availability



Student to Counselor Ratio



Student to Mental Health Support Ratio



Student to Nurse Ratio



Student to Teacher Ratio

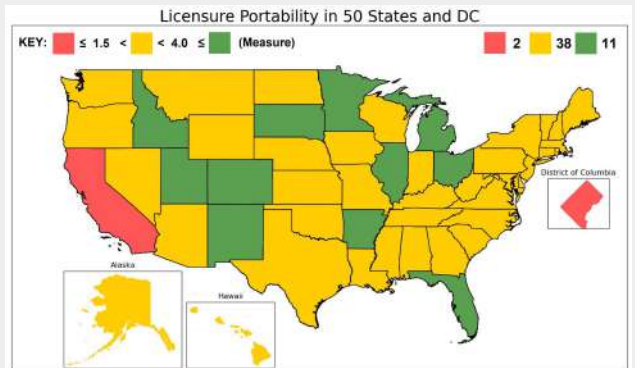


Data Source	Most Recent Survey Time Period Utilized	Date Last Updated
Department of Education - Civil Rights Data Collection District and School Data	SY 2017-2018	October 2020
Department of Education - EDFacts Graduation Rates (District and School Level)	SY 2018-2019	November 2020
Department of Education - National center for Education Statistics Common Core of Data Public Elementary/ Secondary School Universe Survey Data	SY 2019-2020	March 2021
Department of Education - National Center of Education Statistics Common Core of Data (School Search)	SY 2018-19 School Details and Enrollment Characteristics SY 2019-20 School Directory Information	April 2020 July 2020
Center for Education Policy Analysis: Stanford Education Data Archive (SEDA)	SY 2008-2009 through SY 2017-2018	February 2021

* Public Education is Compiled using 60% Academic Performance, 20% School Climate, and 20% Service Offering.

Licensure Portability

2019 2021



Accounting



Cosmetology



EMS



Engineering



Law



Nursing



Physical Therapy



Psychology



Teaching



Other Professions



Data Source	Most Recent Survey Time Period Utilized	Date Last Updated
State Laws, State Executive Orders, State Bar and Supreme Court Rules (Licensure)	Through Dec. 2021	Dec. 31, 2021

Areas Requiring Additional Support

Public Education

Growth Measure



Chronic Absenteeism



Suspension Rate



Support of Military Families - 2021

Little Rock Air Force Base, Arkansas

Education and Licensure Assessment Narrative

Public Education:

(This assessment is a comparative analysis using colors to graphically display results for all criteria and categories. The colors are assigned using percentiles, divided into thirds, to provide information about a location's relative position compared to all other Department of the Air Force installations assessed)

- Little Rock Air Force Base, Arkansas received an overall red rating for public education as it fell within the bottom 33 percent of all Air Force installations assessed

- The areas with the lowest relative ranking which require additional state/community support include Growth Measure, Chronic Absenteeism Rate, and Suspension Rate

- Change from 2019: Little Rock Air Force Base, Arkansas's overall education rating did not shift from 2019.

Licensure Portability:

- The State of Arkansas received an overall green assessment for licensure portability indicating the State statutes (primarily SB78) are effective in removing barriers to licensure and certification portability. Licensing entities in Arkansas are required to grant automatic licensure to military spouses holding an occupational license in good standing with a similar scope of practice. All occupations in Arkansas were assessed green

- If you have additional information or recently made changes to your State's licensure statutes, you can send the updated information to SAF.MRR.Workflow@us.af.mil for consideration and potential changes to the assessment.

- Change from 2019: While the updated language in SB78 is more favorable – only requiring that military spouses hold licenses with a “similar scope of practice” – there was no change from Arkansas' green assessment in 2019

Additional Notes:

- The education assessment cross references zip codes within the Military Housing Area (MHA) with zip codes of schools in the surrounding districts. Those school districts with zip codes that fall within the MHA of an installation are included in the analysis. In some locations, school district composition may have changed slightly due to the use of updated District IDs obtained from the Department of Education

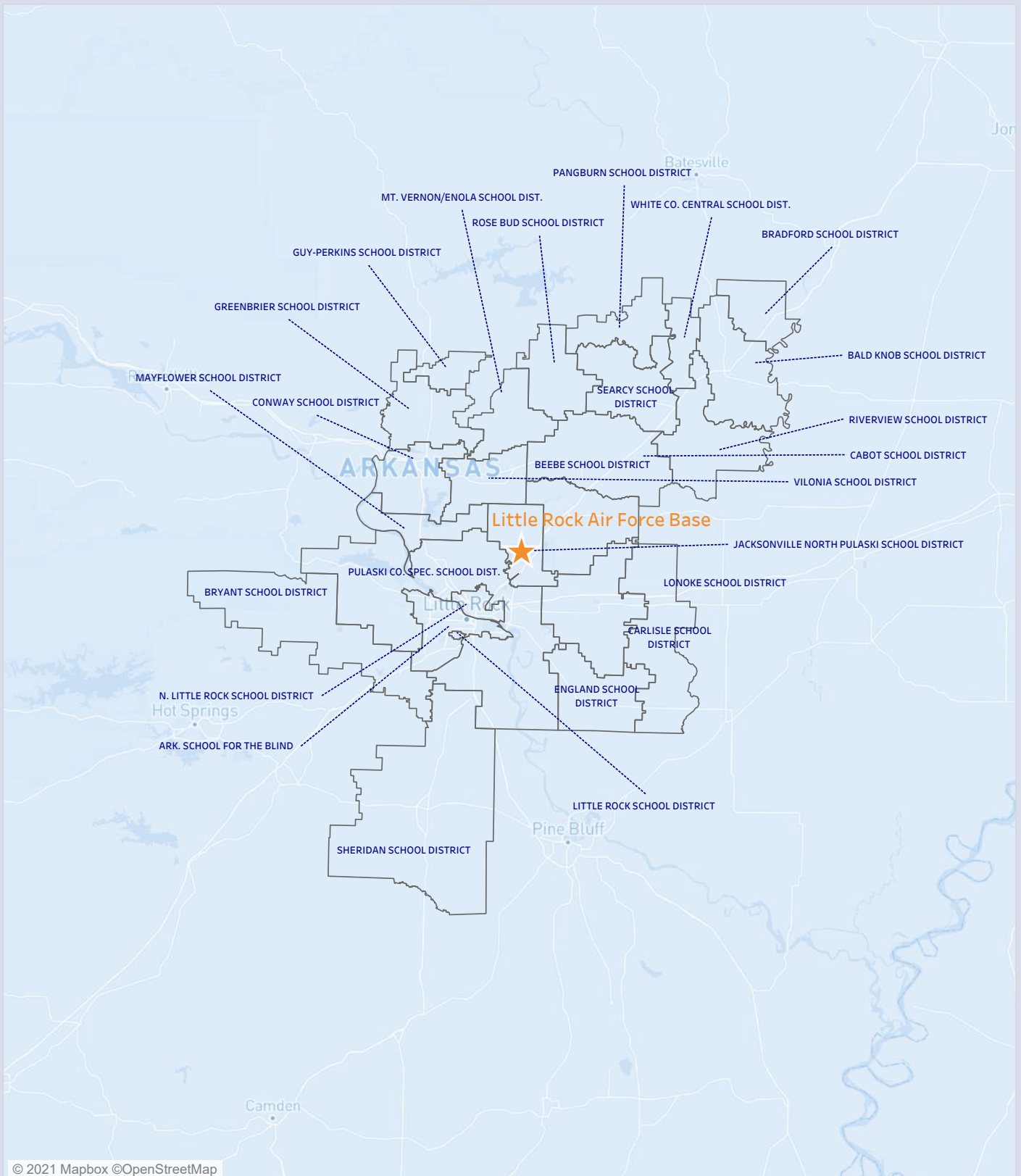
- Graduation rates reflect a 4-year graduation, which was determined to be the expectation of Airmen, Guardians, and their families due to frequency of relocation

- The licensure assessment uses a checklist of licensure rules that states should have, and that they should avoid. For example, having a compact or temporary licensing rule and NOT having supervisory requirements are checklist items that lead to green. The Department of the Air Force reviewed state policies and programs intended to eliminate barriers to license portability for military spouses that were in effect as of 31 Dec. 2021

For additional information on Education and Licensure assessment criteria, methodology and data sources, please see the Support of Military Families Background Information provided at www.af.mil under the Support to Families banner. All questions and feedback should be directed to SAF.MRR.Workflow@us.af.mil.

Little Rock Air Force Base, Arkansas

School Districts Map

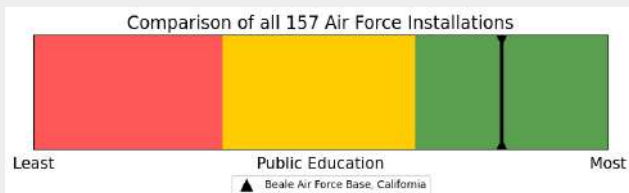


Support of Military Families - 2021

Beale Air Force Base, California

Public Education*

2019 2021



KEY: ■ < 33.3% ■ < 66.6% ■ (Percentile):

Academic Performance Criteria

2019 2021



Graduation Rate



Student Learning Rate



School Climate Criteria



Chronic Absenteeism Rate



Suspension Rate



Service Offering Criteria



Pre-Kindergarten Availability



Student to Counselor Ratio



Student to Mental Health Support Ratio



Student to Nurse Ratio



Student to Teacher Ratio

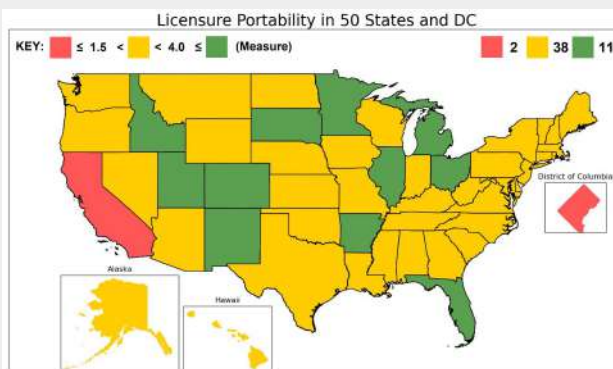


Data Source	Most Recent Survey Time Period Utilized	Date Last Updated
Department of Education - Civil Rights Data Collection District and School Data	SY 2017-2018	October 2020
Department of Education - EDFacts Graduation Rates (District and School Level)	SY 2018-2019	November 2020
Department of Education - National center for Education Statistics Common Core of Data Public Elementary/ Secondary School Universe Survey Data	SY 2019-2020	March 2021
Department of Education - National Center of Education Statistics Common Core of Data (School Search)	SY 2018-19 School Details and Enrollment Characteristics SY 2019-20 School Directory Information	April 2020 July 2020
Center for Education Policy Analysis: Stanford Education Data Archive (SEDA)	SY 2008-2009 through SY 2017-2018	February 2021

* Public Education is Compiled using 60% Academic Performance, 20% School Climate, and 20% Service Offering.

Licensure Portability

2019 2021



Accounting



Cosmetology



EMS



Engineering



Law



Nursing



Physical Therapy



Psychology



Teaching



Other Professions



Data Source	Most Recent Survey Time Period Utilized	Date Last Updated
State Laws, State Executive Orders, State Bar and Supreme Court Rules (Licensure)	Through Dec. 2021	Dec. 31, 2021

Areas Requiring Additional Support

Public Education

Student to Teacher



Student to Counselor



PreK



Licensure Language

Military spouse legislation delegates to professional certifying boards No temporary license or reciprocity White

Profession

Cosmetology, Psychology, Physical Therapy, Law, Other Professions



Support of Military Families - 2021

Beale Air Force Base, California

Education and Licensure Assessment Narrative

Public Education:

(This assessment is a comparative analysis using colors to graphically display results for all criteria and categories. The colors are assigned using percentiles, divided into thirds, to provide information about a location's relative position compared to all other Department of the Air Force installations assessed)

- Beale Air Force Base, California received an overall green rating for public education as it fell within the top 33 percent of all Air Force installations assessed

- The areas with the lowest relative ranking which require additional state/community support include Student to Teacher Ratio, Student to Counselor Ratio, and Pre-school Availability

- Change from 2019: Beale Air Force Base, California's overall education rating did not shift from 2019.

Licensure Portability:

- The State of California received an overall red rating for licensure portability indicating the State statutes (primarily West's Ann.Cal.Bus. & Prof.Code § 115.5) contain significant barriers to licensure and certification portability. This assessment is driven by the decentralized nature of California's legislation delegating responsibilities to the professional certifying boards and the segmented application of temporary and expedited licensing

- There are no barriers for Accounting given the Accountancy Board recognizes all states as substantially equivalent, thus allowing California to grant a practice privilege to transferring military spouses holding an accounting license

- However, barriers remain for Engineering, EMS, Nursing, and Teaching as these occupations still carry restrictions and/or testing requirements that prevent a more favorable assessment

- If you have additional information or recently made changes to your State's licensure statutes, you can send the updated information to SAF.MRR.Workflow@us.af.mil for consideration and potential changes to the assessment.

- Change from 2019: No change from the 2019 assessment and no changes to the State's statute

Additional Notes:

- The education assessment cross references zip codes within the Military Housing Area (MHA) with zip codes of schools in the surrounding districts. Those school districts with zip codes that fall within the MHA of an installation are included in the analysis. In some locations, school district composition may have changed slightly due to the use of updated District IDs obtained from the Department of Education

- Graduation rates reflect a 4-year graduation, which was determined to be the expectation of Airmen, Guardians, and their families due to frequency of relocation

- The licensure assessment uses a checklist of licensure rules that states should have, and that they should avoid. For example, having a compact or temporary licensing rule and NOT having supervisory requirements are checklist items that lead to green. The Department of the Air Force reviewed state policies and programs intended to eliminate barriers to license portability for military spouses that were in effect as of 31 Dec. 2021

For additional information on Education and Licensure assessment criteria, methodology and data sources, please see the Support of Military Families Background Information provided at www.af.mil under the Support to Families banner. All questions and feedback should be directed to SAF.MRR.Workflow@us.af.mil.

Beale Air Force Base, California

School Districts Map



Support of Military Families - 2021

Channel Islands Air National Guard Station, California

Public Education*

2019 2021



KEY: ■ < 33.3% ■ < 66.6% ■ (Percentile):

Academic Performance Criteria

2019 2021



Graduation Rate



Student Learning Rate



School Climate Criteria

2019 2021



Chronic Absenteeism Rate



Suspension Rate



Service Offering Criteria

2019 2021



Pre-Kindergarten Availability



Student to Counselor Ratio



Student to Mental Health Support Ratio



Student to Nurse Ratio



Student to Teacher Ratio

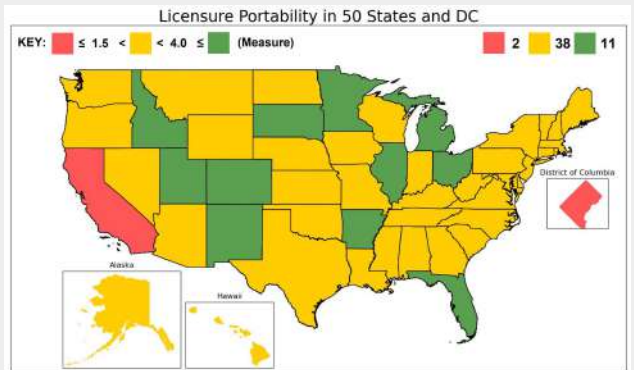


Data Source	Most Recent Survey Time Period Utilized	Date Last Updated
Department of Education - Civil Rights Data Collection District and School Data	SY 2017-2018	October 2020
Department of Education - EDFacts Graduation Rates (District and School Level)	SY 2018-2019	November 2020
Department of Education - National center for Education Statistics Common Core of Data Public Elementary/ Secondary School Universe Survey Data	SY 2019-2020	March 2021
Department of Education - National Center of Education Statistics Common Core of Data (School Search)	SY 2018-19 School Details and Enrollment Characteristics SY 2019-20 School Directory Information	April 2020 July 2020
Center for Education Policy Analysis: Stanford Education Data Archive (SEDA)	SY 2008-2009 through SY 2017-2018	February 2021

* Public Education is Compiled using 60% Academic Performance, 20% School Climate, and 20% Service Offering.

Licensure Portability

2019 2021



Accounting



Cosmetology



EMS



Engineering



Law



Nursing



Physical Therapy



Psychology



Teaching



Other Professions



Data Source	Most Recent Survey Time Period Utilized	Date Last Updated
State Laws, State Executive Orders, State Bar and Supreme Court Rules (Licensure)	Through Dec. 2021	Dec. 31, 2021

Areas Requiring Additional Support

Public Education

Student to Teacher



Student to Nurse



Student to Counselor



Licensure Language

Military spouse legislation delegates to professional certifying boards No temporary license or reciprocity White

Profession

Cosmetology, Psychology, Physical Therapy, Law, Other Professions



Support of Military Families - 2021

Channel Islands Air National Guard Station, California

Education and Licensure Assessment Narrative

Public Education:

(This assessment is a comparative analysis using colors to graphically display results for all criteria and categories. The colors are assigned using percentiles, divided into thirds, to provide information about a location's relative position compared to all other Department of the Air Force installations assessed)

- Channel Islands Air National Guard Station, California received an overall green rating for public education as it fell within the top 33 percent of all Air Force installations assessed

- The areas with the lowest relative ranking which require additional state/community support include Student to Teacher Ratio, Student to Nurse Ratio, and Student to Counselor Ratio

- Change from 2019: Channel Islands Air National Guard Station, California's overall education rating did not shift from 2019.

Licensure Portability:

- The State of California received an overall red rating for licensure portability indicating the State statutes (primarily West's Ann.Cal.Bus. & Prof.Code § 115.5) contain significant barriers to licensure and certification portability. This assessment is driven by the decentralized nature of California's legislation delegating responsibilities to the professional certifying boards and the segmented application of temporary and expedited licensing

- There are no barriers for Accounting given the Accountancy Board recognizes all states as substantially equivalent, thus allowing California to grant a practice privilege to transferring military spouses holding an accounting license

- However, barriers remain for Engineering, EMS, Nursing, and Teaching as these occupations still carry restrictions and/or testing requirements that prevent a more favorable assessment

- If you have additional information or recently made changes to your State's licensure statutes, you can send the updated information to SAF.MRR.Workflow@us.af.mil for consideration and potential changes to the assessment.

- Change from 2019: No change from the 2019 assessment and no changes to the State's statute

Additional Notes:

- The education assessment cross references zip codes within the Military Housing Area (MHA) with zip codes of schools in the surrounding districts. Those school districts with zip codes that fall within the MHA of an installation are included in the analysis. In some locations, school district composition may have changed slightly due to the use of updated District IDs obtained from the Department of Education

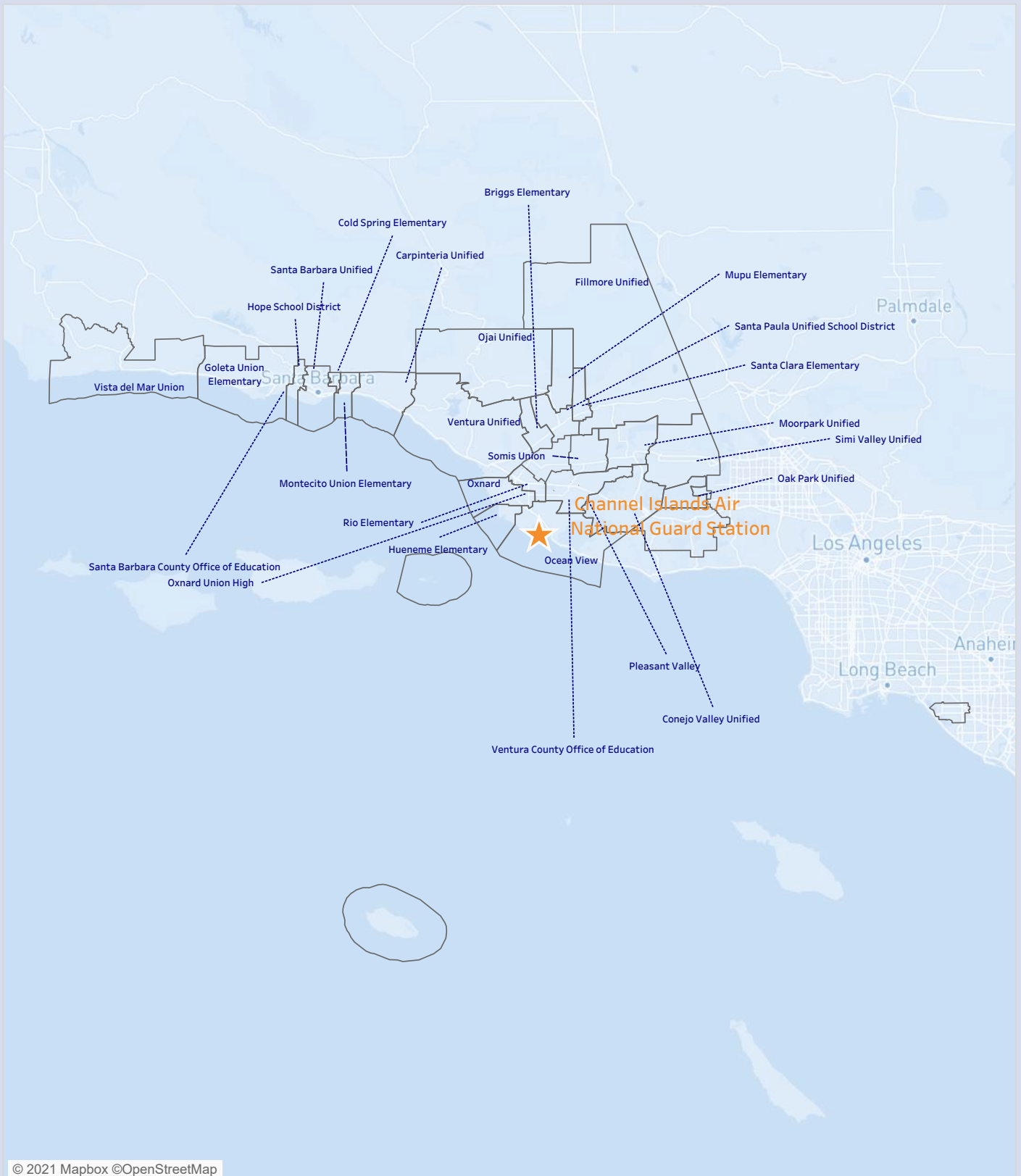
- Graduation rates reflect a 4-year graduation, which was determined to be the expectation of Airmen, Guardians, and their families due to frequency of relocation

- The licensure assessment uses a checklist of licensure rules that states should have, and that they should avoid. For example, having a compact or temporary licensing rule and NOT having supervisory requirements are checklist items that lead to green. The Department of the Air Force reviewed state policies and programs intended to eliminate barriers to license portability for military spouses that were in effect as of 31 Dec. 2021

For additional information on Education and Licensure assessment criteria, methodology and data sources, please see the Support of Military Families Background Information provided at www.af.mil under the Support to Families banner. All questions and feedback should be directed to SAF.MRR.Workflow@us.af.mil.

Channel Islands Air National Guard Station, California

School Districts Map




Support of Military Families - 2021

Edwards Air Force Base, California

Public Education*

2019 2021



KEY: ■ < 33.3% ■ < 66.6% ■ (Percentile):

Academic Performance Criteria

2019 2021



Graduation Rate



Student Learning Rate



School Climate Criteria



Chronic Absenteeism Rate



Suspension Rate



Service Offering Criteria



Pre-Kindergarten Availability



Student to Counselor Ratio



Student to Mental Health Support Ratio



Student to Nurse Ratio



Student to Teacher Ratio

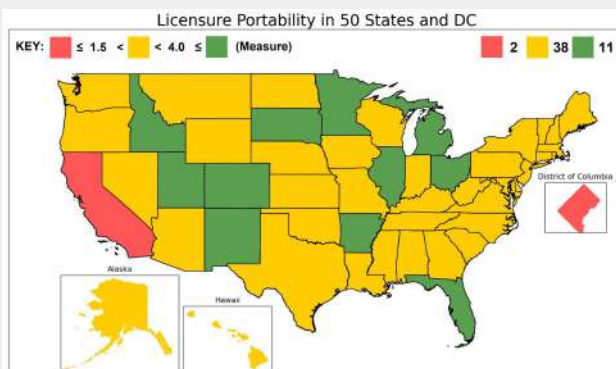


Data Source	Most Recent Survey Time Period Utilized	Date Last Updated
Department of Education - Civil Rights Data Collection District and School Data	SY 2017-2018	October 2020
Department of Education - EDFacts Graduation Rates (District and School Level)	SY 2018-2019	November 2020
Department of Education - National center for Education Statistics Common Core of Data Public Elementary/ Secondary School Universe Survey Data	SY 2019-2020	March 2021
Department of Education - National Center of Education Statistics Common Core of Data (School Search)	SY 2018-19 School Details and Enrollment Characteristics SY 2019-20 School Directory Information	April 2020 July 2020
Center for Education Policy Analysis: Stanford Education Data Archive (SEDA)	SY 2008-2009 through SY 2017-2018	February 2021

* Public Education is Compiled using 60% Academic Performance, 20% School Climate, and 20% Service Offering.

Licensure Portability

2019 2021



Accounting



Cosmetology



EMS



Engineering



Law



Nursing



Physical Therapy



Psychology



Teaching



Other Professions



Data Source	Most Recent Survey Time Period Utilized	Date Last Updated
State Laws, State Executive Orders, State Bar and Supreme Court Rules (Licensure)	Through Dec. 2021	Dec. 31, 2021

Areas Requiring Additional Support

Public Education

Student to Teacher



Student to Counselor



PreK



Licensure Language

Military spouse legislation delegates to professional certifying boards No temporary license or reciprocity White

Profession

Cosmetology, Psychology, Physical Therapy, Law, Other Professions



Support of Military Families - 2021

Edwards Air Force Base, California

Education and Licensure Assessment Narrative

Public Education:

(This assessment is a comparative analysis using colors to graphically display results for all criteria and categories. The colors are assigned using percentiles, divided into thirds, to provide information about a location's relative position compared to all other Department of the Air Force installations assessed)

- Edwards Air Force Base, California received an overall yellow rating for public education as it fell within the middle 33 percent of all Air Force installations assessed

- The areas with the lowest relative ranking which require additional state/community support include Student to Teacher Ratio, Student to Counselor Ratio, and Pre-school Availability

- Change from 2019: Edwards Air Force Base, California's overall education rating did not shift from 2019.

Licensure Portability:

- The State of California received an overall red rating for licensure portability indicating the State statutes (primarily West's Ann.Cal.Bus. & Prof.Code § 115.5) contain significant barriers to licensure and certification portability. This assessment is driven by the decentralized nature of California's legislation delegating responsibilities to the professional certifying boards and the segmented application of temporary and expedited licensing

- There are no barriers for Accounting given the Accountancy Board recognizes all states as substantially equivalent, thus allowing California to grant a practice privilege to transferring military spouses holding an accounting license

- However, barriers remain for Engineering, EMS, Nursing, and Teaching as these occupations still carry restrictions and/or testing requirements that prevent a more favorable assessment

- If you have additional information or recently made changes to your State's licensure statutes, you can send the updated information to SAF.MRR.Workflow@us.af.mil for consideration and potential changes to the assessment.

- Change from 2019: No change from the 2019 assessment and no changes to the State's statute

Additional Notes:

- The education assessment cross references zip codes within the Military Housing Area (MHA) with zip codes of schools in the surrounding districts. Those school districts with zip codes that fall within the MHA of an installation are included in the analysis. In some locations, school district composition may have changed slightly due to the use of updated District IDs obtained from the Department of Education

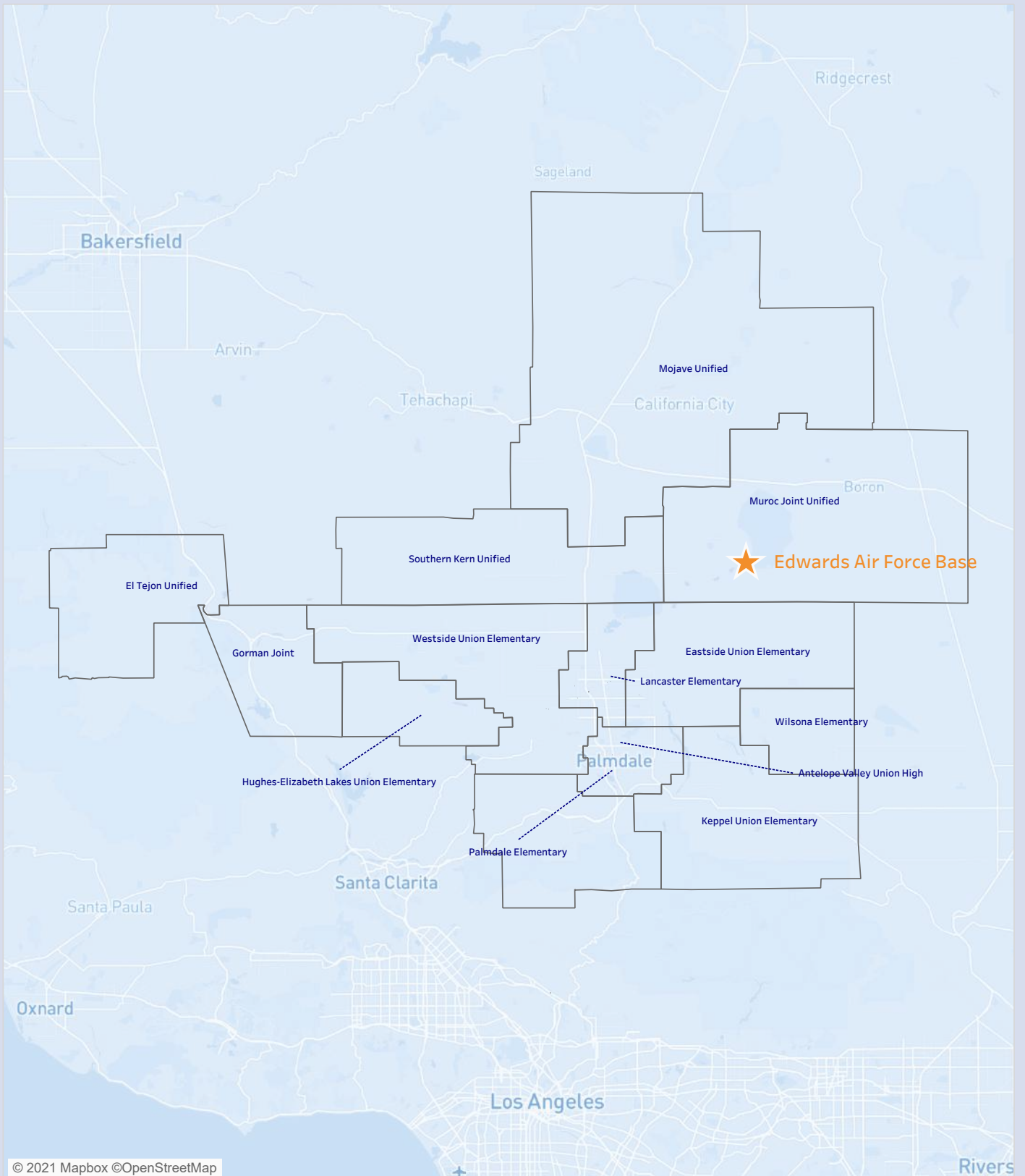
- Graduation rates reflect a 4-year graduation, which was determined to be the expectation of Airmen, Guardians, and their families due to frequency of relocation

- The licensure assessment uses a checklist of licensure rules that states should have, and that they should avoid. For example, having a compact or temporary licensing rule and NOT having supervisory requirements are checklist items that lead to green. The Department of the Air Force reviewed state policies and programs intended to eliminate barriers to license portability for military spouses that were in effect as of 31 Dec. 2021

For additional information on Education and Licensure assessment criteria, methodology and data sources, please see the Support of Military Families Background Information provided at www.af.mil under the Support to Families banner. All questions and feedback should be directed to SAF.MRR.Workflow@us.af.mil.

Edwards Air Force Base, California

School Districts Map



Support of Military Families - 2021

Fresno Air National Guard Base, California

Public Education*

2019 2021



KEY: ■ < 33.3% ■ < 66.6% ■ (Percentile):

Academic Performance Criteria

2019 2021



Graduation Rate



Student Learning Rate



School Climate Criteria



Chronic Absenteeism Rate



Suspension Rate



Service Offering Criteria



Pre-Kindergarten Availability



Student to Counselor Ratio



Student to Mental Health Support Ratio



Student to Nurse Ratio



Student to Teacher Ratio

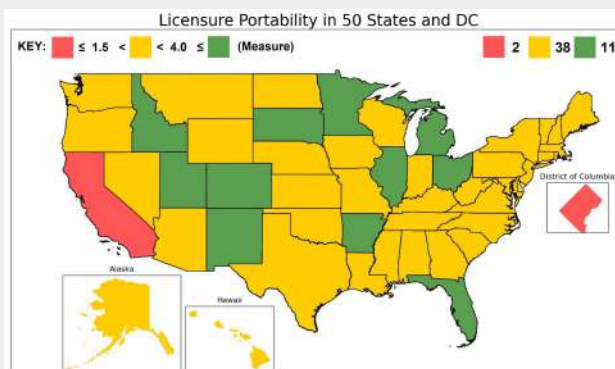


Data Source	Most Recent Survey Time Period Utilized	Date Last Updated
Department of Education - Civil Rights Data Collection District and School Data	SY 2017-2018	October 2020
Department of Education - EDFacts Graduation Rates (District and School Level)	SY 2018-2019	November 2020
Department of Education - National center for Education Statistics Common Core of Data Public Elementary/ Secondary School Universe Survey Data	SY 2019-2020	March 2021
Department of Education - National Center of Education Statistics Common Core of Data (School Search)	SY 2018-19 School Details and Enrollment Characteristics SY 2019-20 School Directory Information	April 2020 July 2020
Center for Education Policy Analysis: Stanford Education Data Archive (SEDA)	SY 2008-2009 through SY 2017-2018	February 2021

* Public Education is Compiled using 60% Academic Performance, 20% School Climate, and 20% Service Offering.

Licensure Portability

2019 2021



Accounting



Cosmetology



EMS



Engineering



Law



Nursing



Physical Therapy



Psychology



Teaching



Other Professions



Data Source	Most Recent Survey Time Period Utilized	Date Last Updated
State Laws, State Executive Orders, State Bar and Supreme Court Rules (Licensure)	Through Dec. 2021	Dec. 31, 2021

Areas Requiring Additional Support

Public Education

Student to Counselor



Student to Teacher



Student to Nurse



Licensure Language

Military spouse legislation delegates to professional certifying boards No temporary license or reciprocity White

Profession

Cosmetology, Psychology, Physical Therapy, Law, Other Professions



Support of Military Families - 2021

Fresno Air National Guard Base, California

Education and Licensure Assessment Narrative

Public Education:

(This assessment is a comparative analysis using colors to graphically display results for all criteria and categories. The colors are assigned using percentiles, divided into thirds, to provide information about a location's relative position compared to all other Department of the Air Force installations assessed)

- Fresno Air National Guard Base, California received an overall green rating for public education as it fell within the top 33 percent of all Air Force installations assessed

- The areas with the lowest relative ranking which require additional state/community support include Student to Counselor Ratio, Student to Teacher Ratio, and Student to Nurse Ratio

- Change from 2019: Fresno Air National Guard Base, California's overall education rating changed from yellow to green from 2019.

Licensure Portability:

- The State of California received an overall red rating for licensure portability indicating the State statutes (primarily West's Ann.Cal.Bus. & Prof.Code § 115.5) contain significant barriers to licensure and certification portability. This assessment is driven by the decentralized nature of California's legislation delegating responsibilities to the professional certifying boards and the segmented application of temporary and expedited licensing

- There are no barriers for Accounting given the Accountancy Board recognizes all states as substantially equivalent, thus allowing California to grant a practice privilege to transferring military spouses holding an accounting license

- However, barriers remain for Engineering, EMS, Nursing, and Teaching as these occupations still carry restrictions and/or testing requirements that prevent a more favorable assessment

- If you have additional information or recently made changes to your State's licensure statutes, you can send the updated information to SAF.MRR.Workflow@us.af.mil for consideration and potential changes to the assessment.

- Change from 2019: No change from the 2019 assessment and no changes to the State's statute

Additional Notes:

- The education assessment cross references zip codes within the Military Housing Area (MHA) with zip codes of schools in the surrounding districts. Those school districts with zip codes that fall within the MHA of an installation are included in the analysis. In some locations, school district composition may have changed slightly due to the use of updated District IDs obtained from the Department of Education

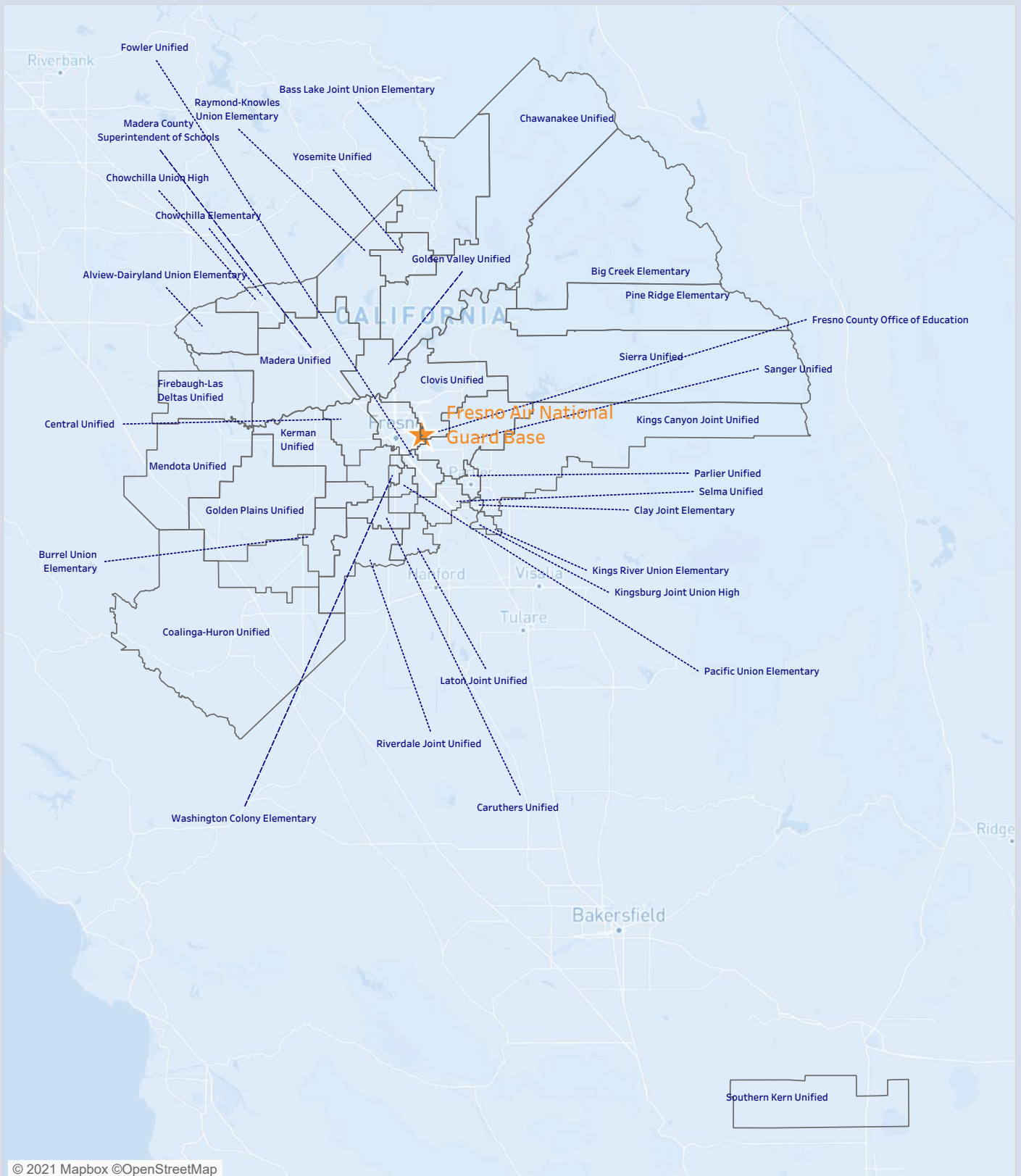
- Graduation rates reflect a 4-year graduation, which was determined to be the expectation of Airmen, Guardians, and their families due to frequency of relocation

- The licensure assessment uses a checklist of licensure rules that states should have, and that they should avoid. For example, having a compact or temporary licensing rule and NOT having supervisory requirements are checklist items that lead to green. The Department of the Air Force reviewed state policies and programs intended to eliminate barriers to license portability for military spouses that were in effect as of 31 Dec. 2021

For additional information on Education and Licensure assessment criteria, methodology and data sources, please see the Support of Military Families Background Information provided at www.af.mil under the Support to Families banner. All questions and feedback should be directed to SAF.MRR.Workflow@us.af.mil.

Fresno Air National Guard Base, California

School Districts Map



Support of Military Families - 2021

Los Angeles Air Force Base, California

Public Education*

2019 2021



KEY: ■ < 33.3% ■ < 66.6% ■ (Percentile):

Academic Performance Criteria

2019 2021



Graduation Rate



Student Learning Rate



School Climate Criteria



Chronic Absenteeism Rate



Suspension Rate



Service Offering Criteria



Pre-Kindergarten Availability



Student to Counselor Ratio



Student to Mental Health Support Ratio



Student to Nurse Ratio



Student to Teacher Ratio

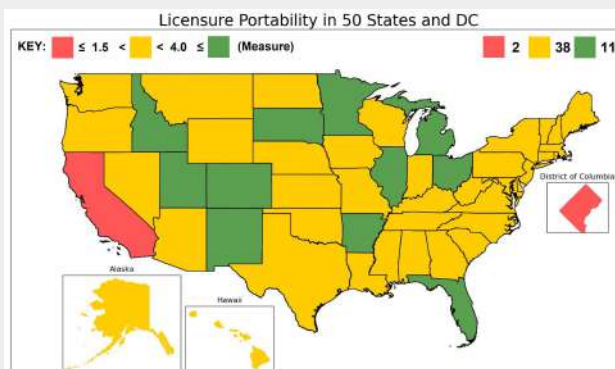


Data Source	Most Recent Survey Time Period Utilized	Date Last Updated
Department of Education - Civil Rights Data Collection District and School Data	SY 2017-2018	October 2020
Department of Education - EDFacts Graduation Rates (District and School Level)	SY 2018-2019	November 2020
Department of Education - National center for Education Statistics Common Core of Data Public Elementary/ Secondary School Universe Survey Data	SY 2019-2020	March 2021
Department of Education - National Center of Education Statistics Common Core of Data (School Search)	SY 2018-19 School Details and Enrollment Characteristics SY 2019-20 School Directory Information	April 2020 July 2020
Center for Education Policy Analysis: Stanford Education Data Archive (SEDA)	SY 2008-2009 through SY 2017-2018	February 2021

* Public Education is Compiled using 60% Academic Performance, 20% School Climate, and 20% Service Offering.

Licensure Portability

2019 2021



Accounting



Cosmetology



EMS



Engineering



Law



Nursing



Physical Therapy



Psychology



Teaching



Other Professions



Data Source	Most Recent Survey Time Period Utilized	Date Last Updated
State Laws, State Executive Orders, State Bar and Supreme Court Rules (Licensure)	Through Dec. 2021	Dec. 31, 2021

Areas Requiring Additional Support

Public Education

Student to Teacher



Student to Counselor



Student to Nurse



Licensure Language

Military spouse legislation delegates to professional certifying boards No temporary license or reciprocity White

Profession

Cosmetology, Psychology, Physical Therapy, Law, Other Professions



Support of Military Families - 2021

Los Angeles Air Force Base, California

Education and Licensure Assessment Narrative

Public Education:

(This assessment is a comparative analysis using colors to graphically display results for all criteria and categories. The colors are assigned using percentiles, divided into thirds, to provide information about a location's relative position compared to all other Department of the Air Force installations assessed)

- Los Angeles Air Force Base, California received an overall green rating for public education as it fell within the top 33 percent of all Air Force installations assessed

- The areas with the lowest relative ranking which require additional state/community support include Student to Teacher Ratio, Student to Counselor Ratio, and Student to Nurse Ratio

- Change from 2019: Los Angeles Air Force Base, California's overall education rating did not shift from 2019.

Licensure Portability:

- The State of California received an overall red rating for licensure portability indicating the State statutes (primarily West's Ann.Cal.Bus. & Prof.Code § 115.5) contain significant barriers to licensure and certification portability. This assessment is driven by the decentralized nature of California's legislation delegating responsibilities to the professional certifying boards and the segmented application of temporary and expedited licensing

- There are no barriers for Accounting given the Accountancy Board recognizes all states as substantially equivalent, thus allowing California to grant a practice privilege to transferring military spouses holding an accounting license

- However, barriers remain for Engineering, EMS, Nursing, and Teaching as these occupations still carry restrictions and/or testing requirements that prevent a more favorable assessment

- If you have additional information or recently made changes to your State's licensure statutes, you can send the updated information to SAF.MRR.Workflow@us.af.mil for consideration and potential changes to the assessment.

- Change from 2019: No change from the 2019 assessment and no changes to the State's statute

Additional Notes:

- The education assessment cross references zip codes within the Military Housing Area (MHA) with zip codes of schools in the surrounding districts. Those school districts with zip codes that fall within the MHA of an installation are included in the analysis. In some locations, school district composition may have changed slightly due to the use of updated District IDs obtained from the Department of Education

- Graduation rates reflect a 4-year graduation, which was determined to be the expectation of Airmen, Guardians, and their families due to frequency of relocation

- The licensure assessment uses a checklist of licensure rules that states should have, and that they should avoid. For example, having a compact or temporary licensing rule and NOT having supervisory requirements are checklist items that lead to green. The Department of the Air Force reviewed state policies and programs intended to eliminate barriers to license portability for military spouses that were in effect as of 31 Dec. 2021

For additional information on Education and Licensure assessment criteria, methodology and data sources, please see the Support of Military Families Background Information provided at www.af.mil under the Support to Families banner. All questions and feedback should be directed to SAF.MRR.Workflow@us.af.mil.

Los Angeles Air Force Base, California

School Districts Map




Support of Military Families - 2021

March Air Reserve Base, California

Public Education*

2019 2021



KEY: ■ < 33.3% ■ < 66.6% ■ (Percentile):

Academic Performance Criteria

2019 2021



Graduation Rate



Student Learning Rate



School Climate Criteria



Chronic Absenteeism Rate



Suspension Rate



Service Offering Criteria



Pre-Kindergarten Availability



Student to Counselor Ratio



Student to Mental Health Support Ratio



Student to Nurse Ratio



Student to Teacher Ratio

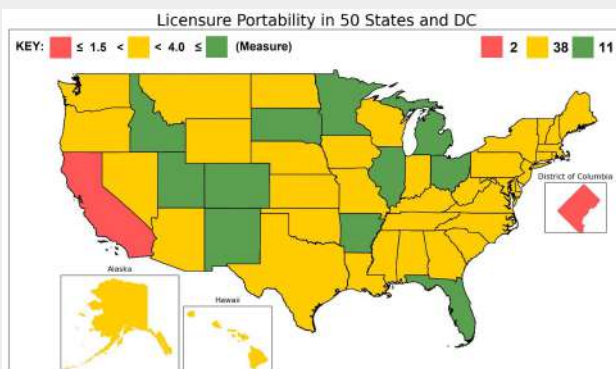


Data Source	Most Recent Survey Time Period Utilized	Date Last Updated
Department of Education - Civil Rights Data Collection District and School Data	SY 2017-2018	October 2020
Department of Education - EDFacts Graduation Rates (District and School Level)	SY 2018-2019	November 2020
Department of Education - National center for Education Statistics Common Core of Data Public Elementary/ Secondary School Universe Survey Data	SY 2019-2020	March 2021
Department of Education - National Center of Education Statistics Common Core of Data (School Search)	SY 2018-19 School Details and Enrollment Characteristics SY 2019-20 School Directory Information	April 2020 July 2020
Center for Education Policy Analysis: Stanford Education Data Archive (SEDA)	SY 2008-2009 through SY 2017-2018	February 2021

* Public Education is Compiled using 60% Academic Performance, 20% School Climate, and 20% Service Offering.

Licensure Portability

2019 2021



Accounting



Cosmetology



EMS



Engineering



Law



Nursing



Physical Therapy



Psychology



Teaching



Other Professions



Data Source	Most Recent Survey Time Period Utilized	Date Last Updated
State Laws, State Executive Orders, State Bar and Supreme Court Rules (Licensure)	Through Dec. 2021	Dec. 31, 2021

Areas Requiring Additional Support

Public Education

Student to Teacher



Student to Counselor



Student to Nurse



Licensure Language

Military spouse legislation delegates to professional certifying boards No temporary license or reciprocity White

Profession

Cosmetology, Psychology, Physical Therapy, Law, Other Professions



Support of Military Families - 2021

March Air Reserve Base, California

Education and Licensure Assessment Narrative

Public Education:

(This assessment is a comparative analysis using colors to graphically display results for all criteria and categories. The colors are assigned using percentiles, divided into thirds, to provide information about a location's relative position compared to all other Department of the Air Force installations assessed)

- March Air Reserve Base, California received an overall green rating for public education as it fell within the top 33 percent of all Air Force installations assessed

- The areas with the lowest relative ranking which require additional state/community support include Student to Teacher Ratio, Student to Counselor Ratio, and Student to Nurse Ratio

- Change from 2019: March Air Reserve Base, California's overall education rating changed from yellow to green from 2019.

Licensure Portability:

- The State of California received an overall red rating for licensure portability indicating the State statutes (primarily West's Ann.Cal.Bus. & Prof.Code § 115.5) contain significant barriers to licensure and certification portability. This assessment is driven by the decentralized nature of California's legislation delegating responsibilities to the professional certifying boards and the segmented application of temporary and expedited licensing

- There are no barriers for Accounting given the Accountancy Board recognizes all states as substantially equivalent, thus allowing California to grant a practice privilege to transferring military spouses holding an accounting license

- However, barriers remain for Engineering, EMS, Nursing, and Teaching as these occupations still carry restrictions and/or testing requirements that prevent a more favorable assessment

- If you have additional information or recently made changes to your State's licensure statutes, you can send the updated information to SAF.MRR.Workflow@us.af.mil for consideration and potential changes to the assessment.

- Change from 2019: No change from the 2019 assessment and no changes to the State's statute

Additional Notes:

- The education assessment cross references zip codes within the Military Housing Area (MHA) with zip codes of schools in the surrounding districts. Those school districts with zip codes that fall within the MHA of an installation are included in the analysis. In some locations, school district composition may have changed slightly due to the use of updated District IDs obtained from the Department of Education

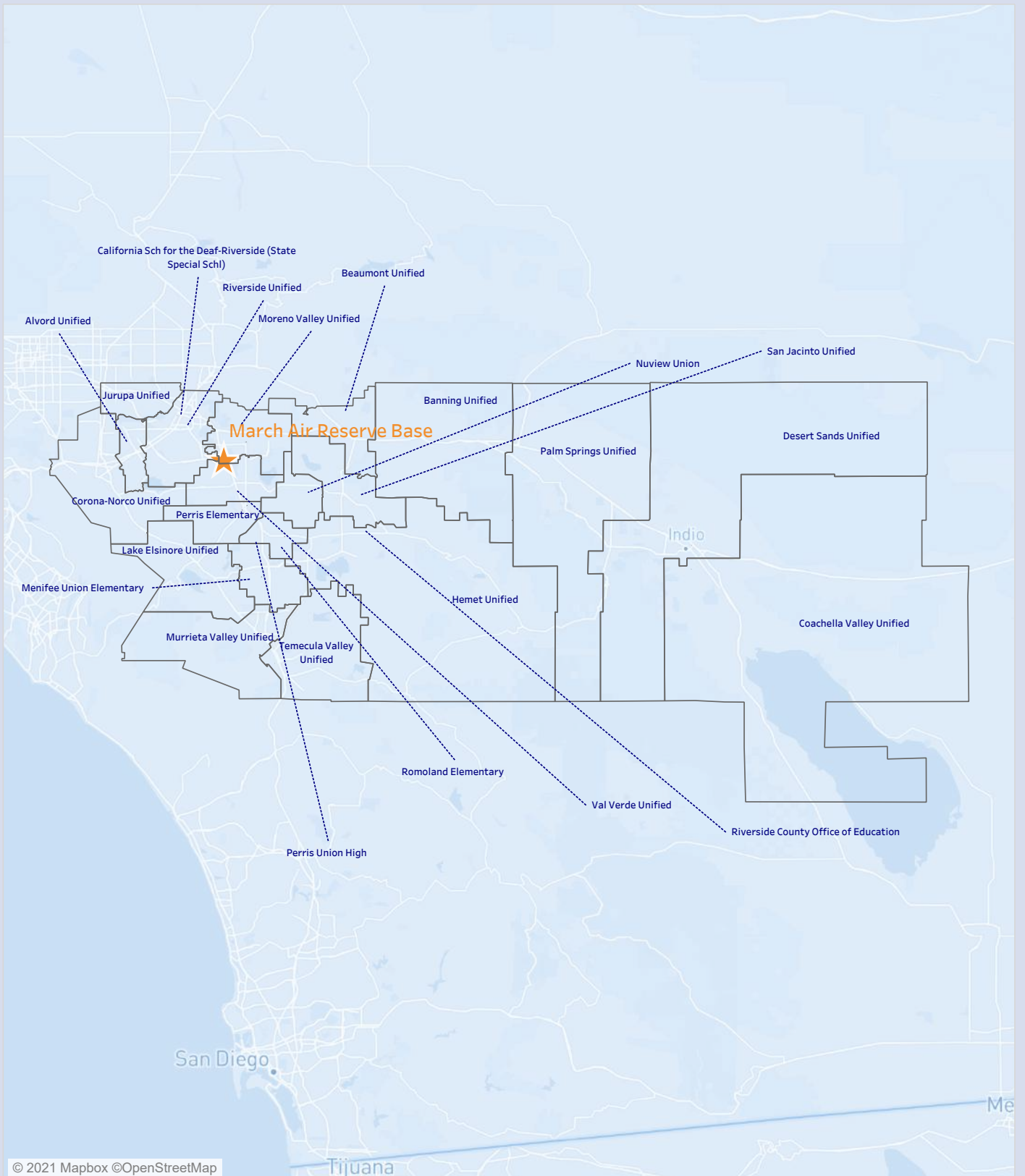
- Graduation rates reflect a 4-year graduation, which was determined to be the expectation of Airmen, Guardians, and their families due to frequency of relocation

- The licensure assessment uses a checklist of licensure rules that states should have, and that they should avoid. For example, having a compact or temporary licensing rule and NOT having supervisory requirements are checklist items that lead to green. The Department of the Air Force reviewed state policies and programs intended to eliminate barriers to license portability for military spouses that were in effect as of 31 Dec. 2021

For additional information on Education and Licensure assessment criteria, methodology and data sources, please see the Support of Military Families Background Information provided at www.af.mil under the Support to Families banner. All questions and feedback should be directed to SAF.MRR.Workflow@us.af.mil.

March Air Reserve Base, California

School Districts Map

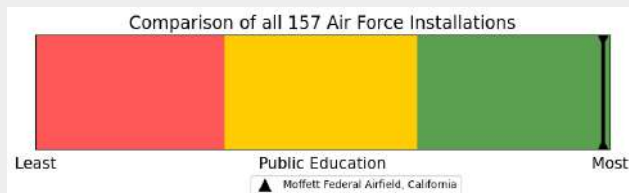


Support of Military Families - 2021

Moffett Federal Airfield, California

Public Education*

2019 2021



KEY: ■ < 33.3% ≤ ■ < 66.6% ≤ ■ (Percentile):

Academic Performance Criteria

2019 2021



Graduation Rate



Student Learning Rate



School Climate Criteria



Chronic Absenteeism Rate



Suspension Rate



Service Offering Criteria



Pre-Kindergarten Availability



Student to Counselor Ratio



Student to Mental Health Support Ratio



Student to Nurse Ratio



Student to Teacher Ratio

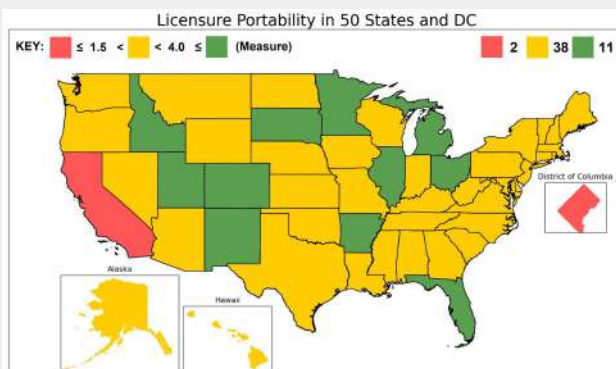


Data Source	Most Recent Survey Time Period Utilized	Date Last Updated
Department of Education - Civil Rights Data Collection District and School Data	SY 2017-2018	October 2020
Department of Education - EDFacts Graduation Rates (District and School Level)	SY 2018-2019	November 2020
Department of Education - National center for Education Statistics Common Core of Data Public Elementary/ Secondary School Universe Survey Data	SY 2019-2020	March 2021
Department of Education - National Center of Education Statistics Common Core of Data (School Search)	SY 2018-19 School Details and Enrollment Characteristics SY 2019-20 School Directory Information	April 2020 July 2020
Center for Education Policy Analysis: Stanford Education Data Archive (SEDA)	SY 2008-2009 through SY 2017-2018	February 2021

* Public Education is Compiled using 60% Academic Performance, 20% School Climate, and 20% Service Offering.

Licensure Portability

2019 2021



Accounting



Cosmetology



EMS



Engineering



Law



Nursing



Physical Therapy



Psychology



Teaching



Other Professions



Data Source	Most Recent Survey Time Period Utilized	Date Last Updated
State Laws, State Executive Orders, State Bar and Supreme Court Rules (Licensure)	Through Dec. 2021	Dec. 31, 2021

Areas Requiring Additional Support

Public Education

Student to Counselor



Student to Teacher



Student to Nurse



Licensure Language

Military spouse legislation delegates to professional certifying boards No temporary license or reciprocity White

Profession

Cosmetology, Psychology, Physical Therapy, Law, Other Professions



Support of Military Families - 2021

Moffett Federal Airfield, California

Education and Licensure Assessment Narrative

Public Education:

(This assessment is a comparative analysis using colors to graphically display results for all criteria and categories. The colors are assigned using percentiles, divided into thirds, to provide information about a location's relative position compared to all other Department of the Air Force installations assessed)

- Moffett Federal Airfield, California received an overall green rating for public education as it fell within the top 33 percent of all Air Force installations assessed

- The areas with the lowest relative ranking which require additional state/community support include Student to Counselor Ratio, Student to Teacher Ratio, and Student to Nurse Ratio

- Change from 2019: Moffett Federal Airfield, California's overall education rating did not shift from 2019.

Licensure Portability:

- The State of California received an overall red rating for licensure portability indicating the State statutes (primarily West's Ann.Cal.Bus. & Prof.Code § 115.5) contain significant barriers to licensure and certification portability. This assessment is driven by the decentralized nature of California's legislation delegating responsibilities to the professional certifying boards and the segmented application of temporary and expedited licensing

- There are no barriers for Accounting given the Accountancy Board recognizes all states as substantially equivalent, thus allowing California to grant a practice privilege to transferring military spouses holding an accounting license

- However, barriers remain for Engineering, EMS, Nursing, and Teaching as these occupations still carry restrictions and/or testing requirements that prevent a more favorable assessment

- If you have additional information or recently made changes to your State's licensure statutes, you can send the updated information to SAF.MRR.Workflow@us.af.mil for consideration and potential changes to the assessment.

- Change from 2019: No change from the 2019 assessment and no changes to the State's statute

Additional Notes:

- The education assessment cross references zip codes within the Military Housing Area (MHA) with zip codes of schools in the surrounding districts. Those school districts with zip codes that fall within the MHA of an installation are included in the analysis. In some locations, school district composition may have changed slightly due to the use of updated District IDs obtained from the Department of Education

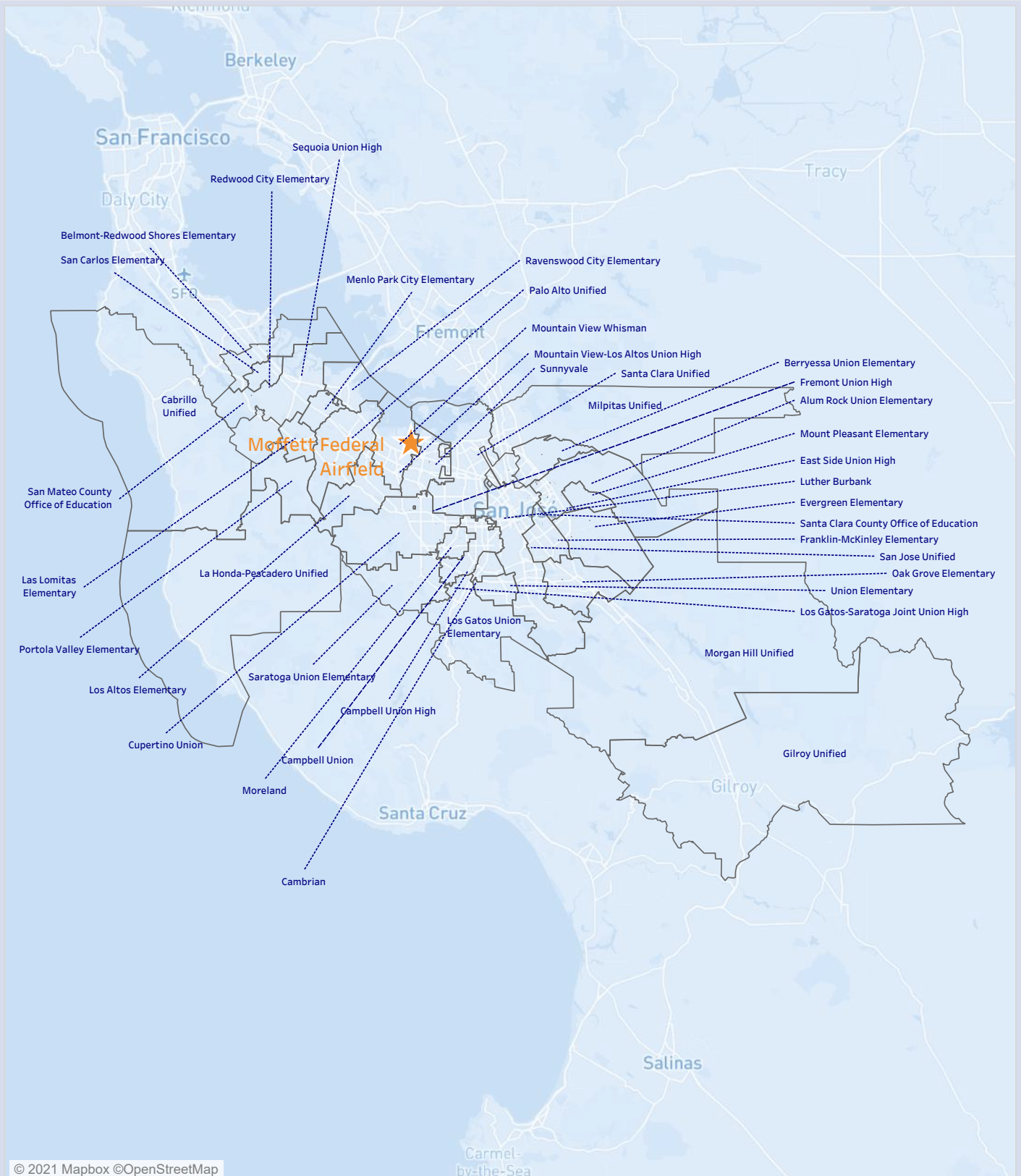
- Graduation rates reflect a 4-year graduation, which was determined to be the expectation of Airmen, Guardians, and their families due to frequency of relocation

- The licensure assessment uses a checklist of licensure rules that states should have, and that they should avoid. For example, having a compact or temporary licensing rule and NOT having supervisory requirements are checklist items that lead to green. The Department of the Air Force reviewed state policies and programs intended to eliminate barriers to license portability for military spouses that were in effect as of 31 Dec. 2021

For additional information on Education and Licensure assessment criteria, methodology and data sources, please see the Support of Military Families Background Information provided at www.af.mil under the Support to Families banner. All questions and feedback should be directed to SAF.MRR.Workflow@us.af.mil.

Moffett Federal Airfield, California

School Districts Map

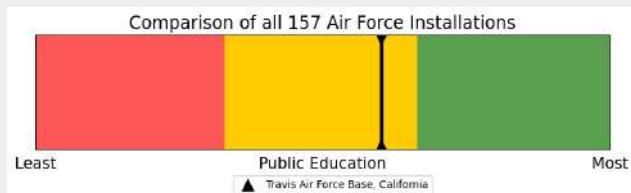


Support of Military Families - 2021

Travis Air Force Base, California

Public Education*

2019 2021



KEY: ■ < 33.3% ■ < 66.6% ■ (Percentile):

Academic Performance Criteria

2019 2021



Graduation Rate



Student Learning Rate



School Climate Criteria



Chronic Absenteeism Rate



Suspension Rate



Service Offering Criteria



Pre-Kindergarten Availability



Student to Counselor Ratio



Student to Mental Health Support Ratio



Student to Nurse Ratio



Student to Teacher Ratio

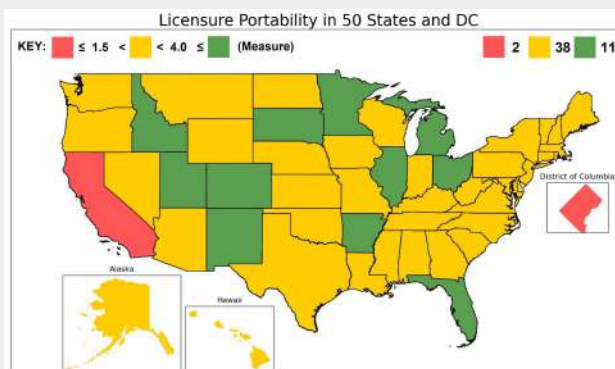


Data Source	Most Recent Survey Time Period Utilized	Date Last Updated
Department of Education - Civil Rights Data Collection District and School Data	SY 2017-2018	October 2020
Department of Education - EDFacts Graduation Rates (District and School Level)	SY 2018-2019	November 2020
Department of Education - National center for Education Statistics Common Core of Data Public Elementary/ Secondary School Universe Survey Data	SY 2019-2020	March 2021
Department of Education - National Center of Education Statistics Common Core of Data (School Search)	SY 2018-19 School Details and Enrollment Characteristics SY 2019-20 School Directory Information	April 2020 July 2020
Center for Education Policy Analysis: Stanford Education Data Archive (SEDA)	SY 2008-2009 through SY 2017-2018	February 2021

* Public Education is Compiled using 60% Academic Performance, 20% School Climate, and 20% Service Offering.

Licensure Portability

2019 2021



Accounting



Cosmetology



EMS



Engineering



Law



Nursing



Physical Therapy



Psychology



Teaching



Other Professions



Data Source	Most Recent Survey Time Period Utilized	Date Last Updated
State Laws, State Executive Orders, State Bar and Supreme Court Rules (Licensure)	Through Dec. 2021	Dec. 31, 2021

Areas Requiring Additional Support

Public Education

Student to Teacher



Student to Counselor



PreK



Licensure Language

Military spouse legislation delegates to professional certifying boards No temporary license or reciprocity White

Profession

Cosmetology, Psychology, Physical Therapy, Law, Other Professions



Support of Military Families - 2021

Travis Air Force Base, California

Education and Licensure Assessment Narrative

Public Education:

(This assessment is a comparative analysis using colors to graphically display results for all criteria and categories. The colors are assigned using percentiles, divided into thirds, to provide information about a location's relative position compared to all other Department of the Air Force installations assessed)

- Travis Air Force Base, California received an overall yellow rating for public education as it fell within the middle 33 percent of all Air Force installations assessed
- The areas with the lowest relative ranking which require additional state/community support include Student to Teacher Ratio, Student to Counselor Ratio, and Pre-school Availability
- Change from 2019: Travis Air Force Base, California's overall education rating did not shift from 2019.

Licensure Portability:

- The State of California received an overall red rating for licensure portability indicating the State statutes (primarily West's Ann.Cal.Bus. & Prof.Code § 115.5) contain significant barriers to licensure and certification portability. This assessment is driven by the decentralized nature of California's legislation delegating responsibilities to the professional certifying boards and the segmented application of temporary and expedited licensing
- There are no barriers for Accounting given the Accountancy Board recognizes all states as substantially equivalent, thus allowing California to grant a practice privilege to transferring military spouses holding an accounting license
- However, barriers remain for Engineering, EMS, Nursing, and Teaching as these occupations still carry restrictions and/or testing requirements that prevent a more favorable assessment
- If you have additional information or recently made changes to your State's licensure statutes, you can send the updated information to SAF.MRR.Workflow@us.af.mil for consideration and potential changes to the assessment.
- Change from 2019: No change from the 2019 assessment and no changes to the State's statute

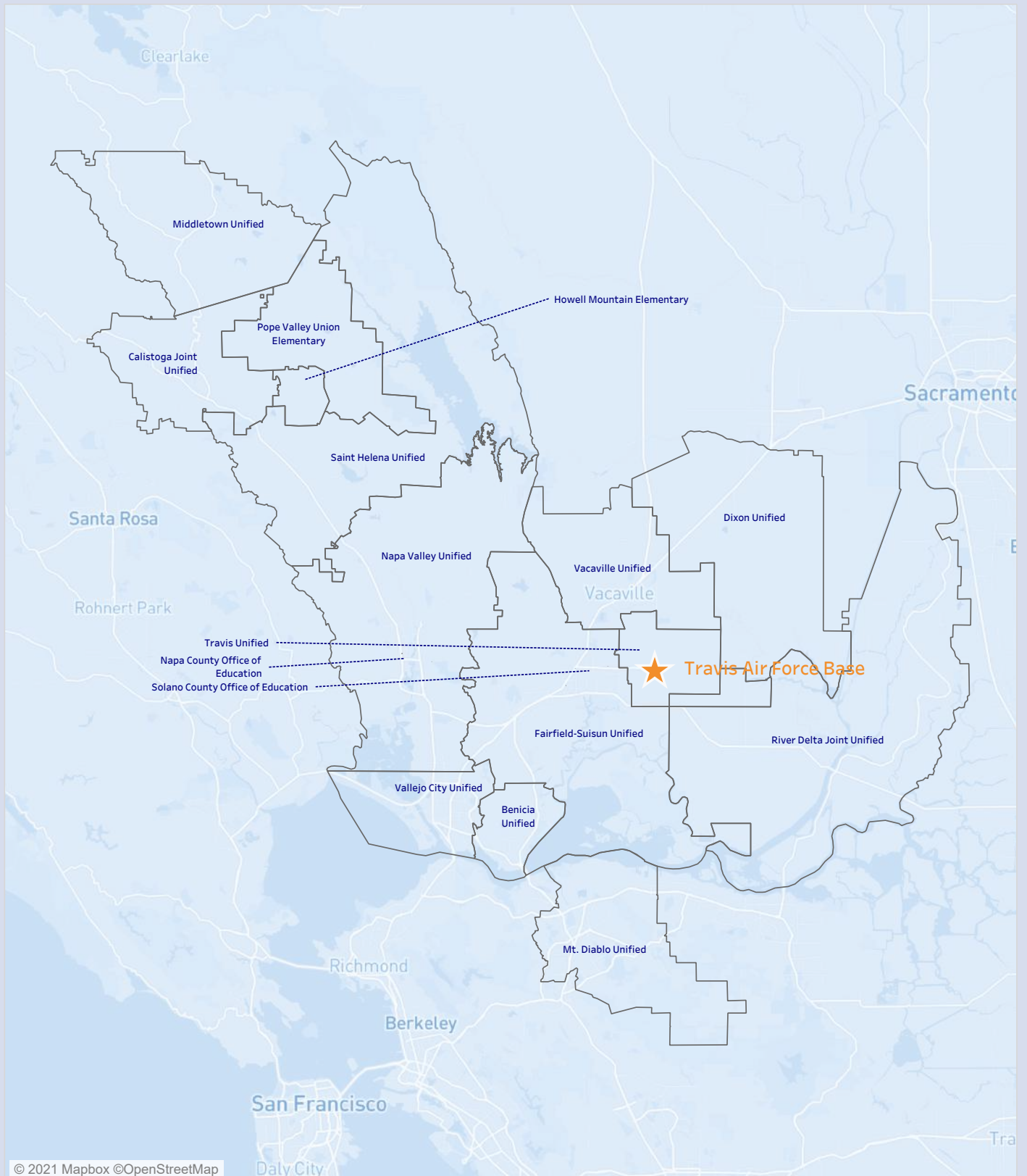
Additional Notes:

- The education assessment cross references zip codes within the Military Housing Area (MHA) with zip codes of schools in the surrounding districts. Those school districts with zip codes that fall within the MHA of an installation are included in the analysis. In some locations, school district composition may have changed slightly due to the use of updated District IDs obtained from the Department of Education
- Graduation rates reflect a 4-year graduation, which was determined to be the expectation of Airmen, Guardians, and their families due to frequency of relocation
- The licensure assessment uses a checklist of licensure rules that states should have, and that they should avoid. For example, having a compact or temporary licensing rule and NOT having supervisory requirements are checklist items that lead to green. The Department of the Air Force reviewed state policies and programs intended to eliminate barriers to license portability for military spouses that were in effect as of 31 Dec. 2021

For additional information on Education and Licensure assessment criteria, methodology and data sources, please see the Support of Military Families Background Information provided at www.af.mil under the Support to Families banner. All questions and feedback should be directed to SAF.MRR.Workflow@us.af.mil.

Travis Air Force Base, California

School Districts Map

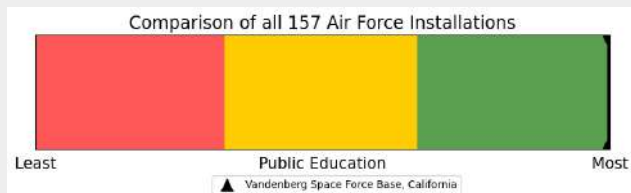


Support of Military Families - 2021

Vandenberg Space Force Base, California

Public Education*

2019 2021



KEY: ■ < 33.3% ■ < 66.6% ■ (Percentile):

Academic Performance Criteria

2019 2021



Graduation Rate



Student Learning Rate



School Climate Criteria



Chronic Absenteeism Rate



Suspension Rate



Service Offering Criteria



Pre-Kindergarten Availability



Student to Counselor Ratio



Student to Mental Health Support Ratio



Student to Nurse Ratio



Student to Teacher Ratio

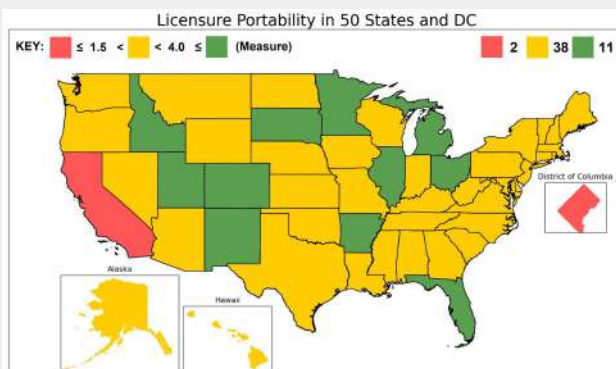


Data Source	Most Recent Survey Time Period Utilized	Date Last Updated
Department of Education - Civil Rights Data Collection District and School Data	SY 2017-2018	October 2020
Department of Education - EDFacts Graduation Rates (District and School Level)	SY 2018-2019	November 2020
Department of Education - National center for Education Statistics Common Core of Data Public Elementary/ Secondary School Universe Survey Data	SY 2019-2020	March 2021
Department of Education - National Center of Education Statistics Common Core of Data (School Search)	SY 2018-19 School Details and Enrollment Characteristics SY 2019-20 School Directory Information	April 2020 July 2020
Center for Education Policy Analysis: Stanford Education Data Archive (SEDA)	SY 2008-2009 through SY 2017-2018	February 2021

* Public Education is Compiled using 60% Academic Performance, 20% School Climate, and 20% Service Offering.

Licensure Portability

2019 2021



Accounting



Cosmetology



EMS



Engineering



Law



Nursing



Physical Therapy



Psychology



Teaching



Other Professions



Data Source	Most Recent Survey Time Period Utilized	Date Last Updated
State Laws, State Executive Orders, State Bar and Supreme Court Rules (Licensure)	Through Dec. 2021	Dec. 31, 2021

Areas Requiring Additional Support

Public Education

PreK



Student to Teacher



Student to Counselor



Licensure Language

Military spouse legislation delegates to professional certifying boards No temporary license or reciprocity White

Profession

Cosmetology, Psychology, Physical Therapy, Law, Other Professions



Support of Military Families - 2021

Vandenberg Space Force Base, California

Education and Licensure Assessment Narrative

Public Education:

(This assessment is a comparative analysis using colors to graphically display results for all criteria and categories. The colors are assigned using percentiles, divided into thirds, to provide information about a location's relative position compared to all other Department of the Air Force installations assessed)

- Vandenberg Space Force Base, California received an overall green rating for public education as it fell within the top 33 percent of all Air Force installations assessed
- The areas with the lowest relative ranking which require additional state/community support include Pre-school Availability, Student to Teacher Ratio, and Student to Counselor Ratio
- Change from 2019: Vandenberg Space Force Base, California's overall education rating did not shift from 2019.

Licensure Portability:

- The State of California received an overall red rating for licensure portability indicating the State statutes (primarily West's Ann.Cal.Bus. & Prof.Code § 115.5) contain significant barriers to licensure and certification portability. This assessment is driven by the decentralized nature of California's legislation delegating responsibilities to the professional certifying boards and the segmented application of temporary and expedited licensing
- There are no barriers for Accounting given the Accountancy Board recognizes all states as substantially equivalent, thus allowing California to grant a practice privilege to transferring military spouses holding an accounting license
- However, barriers remain for Engineering, EMS, Nursing, and Teaching as these occupations still carry restrictions and/or testing requirements that prevent a more favorable assessment
- If you have additional information or recently made changes to your State's licensure statutes, you can send the updated information to SAF.MRR.Workflow@us.af.mil for consideration and potential changes to the assessment.
- Change from 2019: No change from the 2019 assessment and no changes to the State's statute

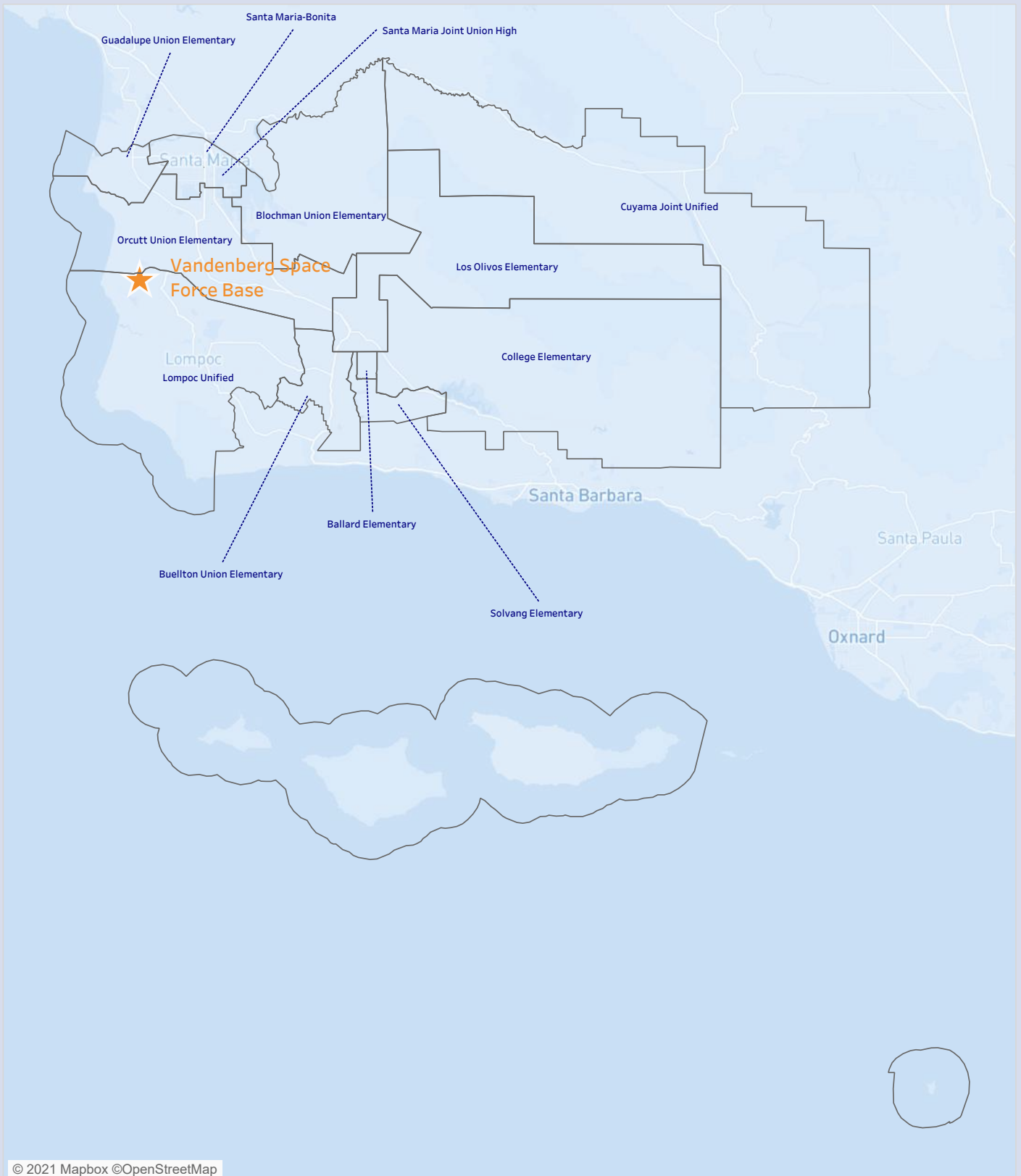
Additional Notes:

- The education assessment cross references zip codes within the Military Housing Area (MHA) with zip codes of schools in the surrounding districts. Those school districts with zip codes that fall within the MHA of an installation are included in the analysis. In some locations, school district composition may have changed slightly due to the use of updated District IDs obtained from the Department of Education
- Graduation rates reflect a 4-year graduation, which was determined to be the expectation of Airmen, Guardians, and their families due to frequency of relocation
- The licensure assessment uses a checklist of licensure rules that states should have, and that they should avoid. For example, having a compact or temporary licensing rule and NOT having supervisory requirements are checklist items that lead to green. The Department of the Air Force reviewed state policies and programs intended to eliminate barriers to license portability for military spouses that were in effect as of 31 Dec. 2021

For additional information on Education and Licensure assessment criteria, methodology and data sources, please see the Support of Military Families Background Information provided at www.af.mil under the Support to Families banner. All questions and feedback should be directed to SAF.MRR.Workflow@us.af.mil.

Vandenberg Space Force Base, California

School Districts Map

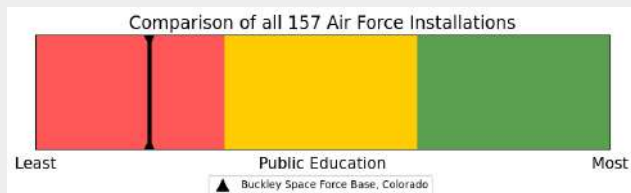


Support of Military Families - 2021

Buckley Space Force Base, Colorado

Public Education*

2019 2021



KEY: ■ < 33.3% ■ < 66.6% ■ (Percentile):

Academic Performance Criteria

2019 2021



Graduation Rate



Student Learning Rate



School Climate Criteria



Chronic Absenteeism Rate



Suspension Rate



Service Offering Criteria



Pre-Kindergarten Availability



Student to Counselor Ratio



Student to Mental Health Support Ratio



Student to Nurse Ratio



Student to Teacher Ratio

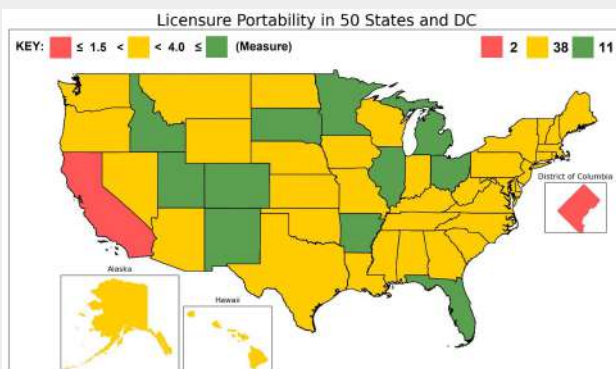


Data Source	Most Recent Survey Time Period Utilized	Date Last Updated
Department of Education - Civil Rights Data Collection District and School Data	SY 2017-2018	October 2020
Department of Education - EDFacts Graduation Rates (District and School Level)	SY 2018-2019	November 2020
Department of Education - National center for Education Statistics Common Core of Data Public Elementary/ Secondary School Universe Survey Data	SY 2019-2020	March 2021
Department of Education - National Center of Education Statistics Common Core of Data (School Search)	SY 2018-19 School Details and Enrollment Characteristics SY 2019-20 School Directory Information	April 2020 July 2020
Center for Education Policy Analysis: Stanford Education Data Archive (SEDA)	SY 2008-2009 through SY 2017-2018	February 2021

* Public Education is Compiled using 60% Academic Performance, 20% School Climate, and 20% Service Offering.

Licensure Portability

2019 2021



Accounting



Cosmetology



EMS



Engineering



Law



Nursing



Physical Therapy



Psychology



Teaching



Other Professions



Data Source	Most Recent Survey Time Period Utilized	Date Last Updated
State Laws, State Executive Orders, State Bar and Supreme Court Rules (Licensure)	Through Dec. 2021	Dec. 31, 2021

Areas Requiring Additional Support

Public Education

Chronic Absenteeism



Graduation Rates



Student to Counselor



Licensure Language

Statute excludes many occupations

Profession

Other Professions



Support of Military Families - 2021

Buckley Space Force Base, Colorado

Education and Licensure Assessment Narrative

Public Education:

(This assessment is a comparative analysis using colors to graphically display results for all criteria and categories. The colors are assigned using percentiles, divided into thirds, to provide information about a location's relative position compared to all other Department of the Air Force installations assessed)

- Buckley Space Force Base, Colorado received an overall red rating for public education as it fell within the bottom 33 percent of all Air Force installations assessed

- The areas with the lowest relative ranking which require additional state/community support include Chronic Absenteeism Rate, Graduation Rates, and Student to Counselor Ratio

- Change from 2019: Buckley Space Force Base, Colorado's overall education rating did not shift from 2019.

Licensure Portability:

- The State of Colorado received an overall green assessment for licensure portability indicating the State statutes (primarily C.R.S.A. § 12-20-202) are effective in removing barriers to licensure and certification portability. Military spouses can easily transfer professional licenses and certificates from other states and sustain their careers

- However, barriers remain for Engineering due to substantial equivalence requirements for licensure reciprocity and for All Other Occupations given their exclusion of various occupations (doctors, architect, etc.) from the licensure portability statute

- If you have additional information or recently made changes to your State's licensure statutes, you can send the updated information to SAF.MRR.Workflow@us.af.mil for consideration and potential changes to the assessment.

- Change from 2019: Colorado improved the temporary licensing process for the Engineering profession (HB 20-1326) and maintained a green assessment overall

Additional Notes:

- The education assessment cross references zip codes within the Military Housing Area (MHA) with zip codes of schools in the surrounding districts. Those school districts with zip codes that fall within the MHA of an installation are included in the analysis. In some locations, school district composition may have changed slightly due to the use of updated District IDs obtained from the Department of Education

- Graduation rates reflect a 4-year graduation, which was determined to be the expectation of Airmen, Guardians, and their families due to frequency of relocation

- The licensure assessment uses a checklist of licensure rules that states should have, and that they should avoid. For example, having a compact or temporary licensing rule and NOT having supervisory requirements are checklist items that lead to green. The Department of the Air Force reviewed state policies and programs intended to eliminate barriers to license portability for military spouses that were in effect as of 31 Dec. 2021

For additional information on Education and Licensure assessment criteria, methodology and data sources, please see the Support of Military Families Background Information provided at www.af.mil under the Support to Families banner. All questions and feedback should be directed to SAF.MRR.Workflow@us.af.mil.

Buckley Space Force Base, Colorado

School Districts Map




Support of Military Families - 2021

Cheyenne Mountain Space Force Station, Colorado

Public Education*

2019 2021



KEY: ■ < 33.3% ■ < 66.6% ■ (Percentile):

Academic Performance Criteria

2019 2021



Graduation Rate



Student Learning Rate



School Climate Criteria



Chronic Absenteeism Rate



Suspension Rate



Service Offering Criteria



Pre-Kindergarten Availability



Student to Counselor Ratio



Student to Mental Health Support Ratio



Student to Nurse Ratio



Student to Teacher Ratio

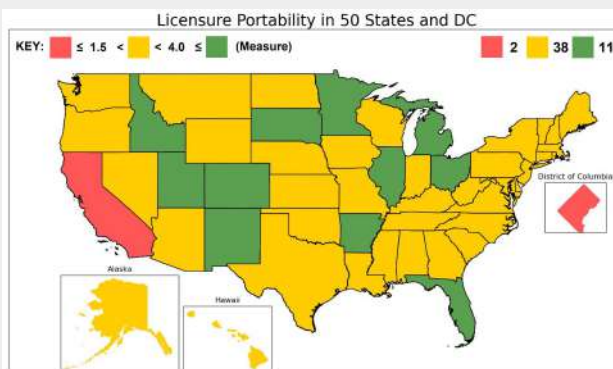


Data Source	Most Recent Survey Time Period Utilized	Date Last Updated
Department of Education - Civil Rights Data Collection District and School Data	SY 2017-2018	October 2020
Department of Education - EDFacts Graduation Rates (District and School Level)	SY 2018-2019	November 2020
Department of Education - National center for Education Statistics Common Core of Data Public Elementary/ Secondary School Universe Survey Data	SY 2019-2020	March 2021
Department of Education - National Center of Education Statistics Common Core of Data (School Search)	SY 2018-19 School Details and Enrollment Characteristics SY 2019-20 School Directory Information	April 2020 July 2020
Center for Education Policy Analysis: Stanford Education Data Archive (SEDA)	SY 2008-2009 through SY 2017-2018	February 2021

* Public Education is Compiled using 60% Academic Performance, 20% School Climate, and 20% Service Offering.

Licensure Portability

2019 2021



Accounting



Cosmetology



EMS



Engineering



Law



Nursing



Physical Therapy



Psychology



Teaching



Other Professions



Data Source	Most Recent Survey Time Period Utilized	Date Last Updated
State Laws, State Executive Orders, State Bar and Supreme Court Rules (Licensure)	Through Dec. 2021	Dec. 31, 2021

Areas Requiring Additional Support

Public Education

Student to Nurse



Chronic Absenteeism



Growth Measure



Licensure Language

Statute excludes many occupations

Profession

Other Professions



Support of Military Families - 2021

Cheyenne Mountain Space Force Station, Colorado

Education and Licensure Assessment Narrative

Public Education:

(This assessment is a comparative analysis using colors to graphically display results for all criteria and categories. The colors are assigned using percentiles, divided into thirds, to provide information about a location's relative position compared to all other Department of the Air Force installations assessed)

- Cheyenne Mountain Space Force Station, Colorado received an overall red rating for public education as it fell within the bottom 33 percent of all Air Force installations assessed

- The areas with the lowest relative ranking which require additional state/community support include Student to Nurse Ratio, Chronic Absenteeism Rate, and Growth Measure

- Change from 2019: Cheyenne Mountain Space Force Station, Colorado's overall education rating did not shift from 2019.

Licensure Portability:

- The State of Colorado received an overall green assessment for licensure portability indicating the State statutes (primarily C.R.S.A. § 12-20-202) are effective in removing barriers to licensure and certification portability. Military spouses can easily transfer professional licenses and certificates from other states and sustain their careers

- However, barriers remain for Engineering due to substantial equivalence requirements for licensure reciprocity and for All Other Occupations given their exclusion of various occupations (doctors, architect, etc.) from the licensure portability statute

- If you have additional information or recently made changes to your State's licensure statutes, you can send the updated information to SAF.MRR.Workflow@us.af.mil for consideration and potential changes to the assessment.

- Change from 2019: Colorado improved the temporary licensing process for the Engineering profession (HB 20-1326) and maintained a green assessment overall

Additional Notes:

- The education assessment cross references zip codes within the Military Housing Area (MHA) with zip codes of schools in the surrounding districts. Those school districts with zip codes that fall within the MHA of an installation are included in the analysis. In some locations, school district composition may have changed slightly due to the use of updated District IDs obtained from the Department of Education

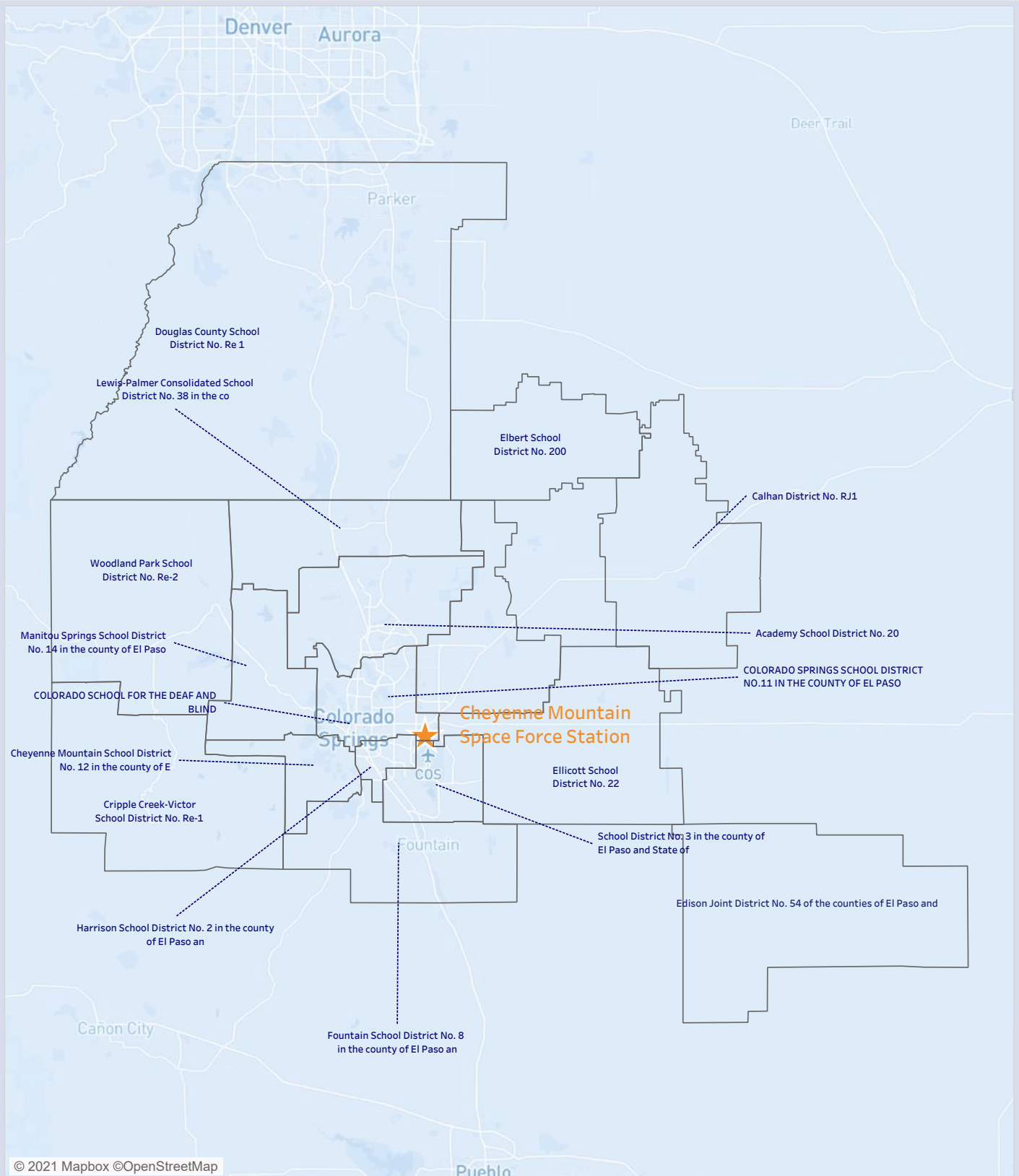
- Graduation rates reflect a 4-year graduation, which was determined to be the expectation of Airmen, Guardians, and their families due to frequency of relocation

- The licensure assessment uses a checklist of licensure rules that states should have, and that they should avoid. For example, having a compact or temporary licensing rule and NOT having supervisory requirements are checklist items that lead to green. The Department of the Air Force reviewed state policies and programs intended to eliminate barriers to license portability for military spouses that were in effect as of 31 Dec. 2021

For additional information on Education and Licensure assessment criteria, methodology and data sources, please see the Support of Military Families Background Information provided at www.af.mil under the Support to Families banner. All questions and feedback should be directed to SAF.MRR.Workflow@us.af.mil.

Cheyenne Mountain Space Force Station, Colorado

School Districts Map



Support of Military Families - 2021

Greeley Air National Guard Station, Colorado

Public Education*

2019 2021



KEY: ■ < 33.3% ■ < 66.6% ■ (Percentile):

Academic Performance Criteria

2019 2021



Graduation Rate



Student Learning Rate



School Climate Criteria



Chronic Absenteeism Rate



Suspension Rate



Service Offering Criteria



Pre-Kindergarten Availability



Student to Counselor Ratio



Student to Mental Health Support Ratio



Student to Nurse Ratio



Student to Teacher Ratio

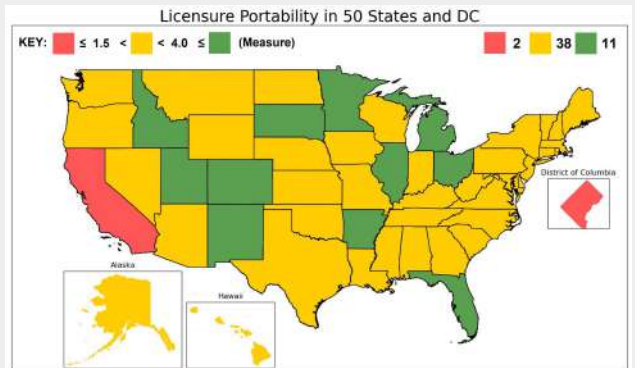


Data Source	Most Recent Survey Time Period Utilized	Date Last Updated
Department of Education - Civil Rights Data Collection District and School Data	SY 2017-2018	October 2020
Department of Education - EDFacts Graduation Rates (District and School Level)	SY 2018-2019	November 2020
Department of Education - National center for Education Statistics Common Core of Data Public Elementary/ Secondary School Universe Survey Data	SY 2019-2020	March 2021
Department of Education - National Center of Education Statistics Common Core of Data (School Search)	SY 2018-19 School Details and Enrollment Characteristics SY 2019-20 School Directory Information	April 2020 July 2020
Center for Education Policy Analysis: Stanford Education Data Archive (SEDA)	SY 2008-2009 through SY 2017-2018	February 2021

* Public Education is Compiled using 60% Academic Performance, 20% School Climate, and 20% Service Offering.

Licensure Portability

2019 2021



Accounting



Cosmetology



EMS



Engineering



Law



Nursing



Physical Therapy



Psychology



Teaching



Other Professions



Data Source	Most Recent Survey Time Period Utilized	Date Last Updated
State Laws, State Executive Orders, State Bar and Supreme Court Rules (Licensure)	Through Dec. 2021	Dec. 31, 2021

Areas Requiring Additional Support

Public Education

Student to Nurse



Student to Teacher



Chronic Absenteeism



Licensure Language

Statute excludes many occupations

Profession

Other Professions



Support of Military Families - 2021

Greeley Air National Guard Station, Colorado

Education and Licensure Assessment Narrative

Public Education:

(This assessment is a comparative analysis using colors to graphically display results for all criteria and categories. The colors are assigned using percentiles, divided into thirds, to provide information about a location's relative position compared to all other Department of the Air Force installations assessed)

- Greeley Air National Guard Station, Colorado received an overall yellow rating for public education as it fell within the middle 33 percent of all Air Force installations assessed
- The areas with the lowest relative ranking which require additional state/community support include Student to Nurse Ratio, Student to Teacher Ratio, and Chronic Absenteeism Rate
- Change from 2019: Greeley Air National Guard Station, Colorado's overall education rating changed from red to yellow from 2019.

Licensure Portability:

- The State of Colorado received an overall green assessment for licensure portability indicating the State statutes (primarily C.R.S.A. § 12-20-202) are effective in removing barriers to licensure and certification portability. Military spouses can easily transfer professional licenses and certificates from other states and sustain their careers
- However, barriers remain for Engineering due to substantial equivalence requirements for licensure reciprocity and for All Other Occupations given their exclusion of various occupations (doctors, architect, etc.) from the licensure portability statute
- If you have additional information or recently made changes to your State's licensure statutes, you can send the updated information to SAF.MRR.Workflow@us.af.mil for consideration and potential changes to the assessment.
- Change from 2019: Colorado improved the temporary licensing process for the Engineering profession (HB 20-1326) and maintained a green assessment overall

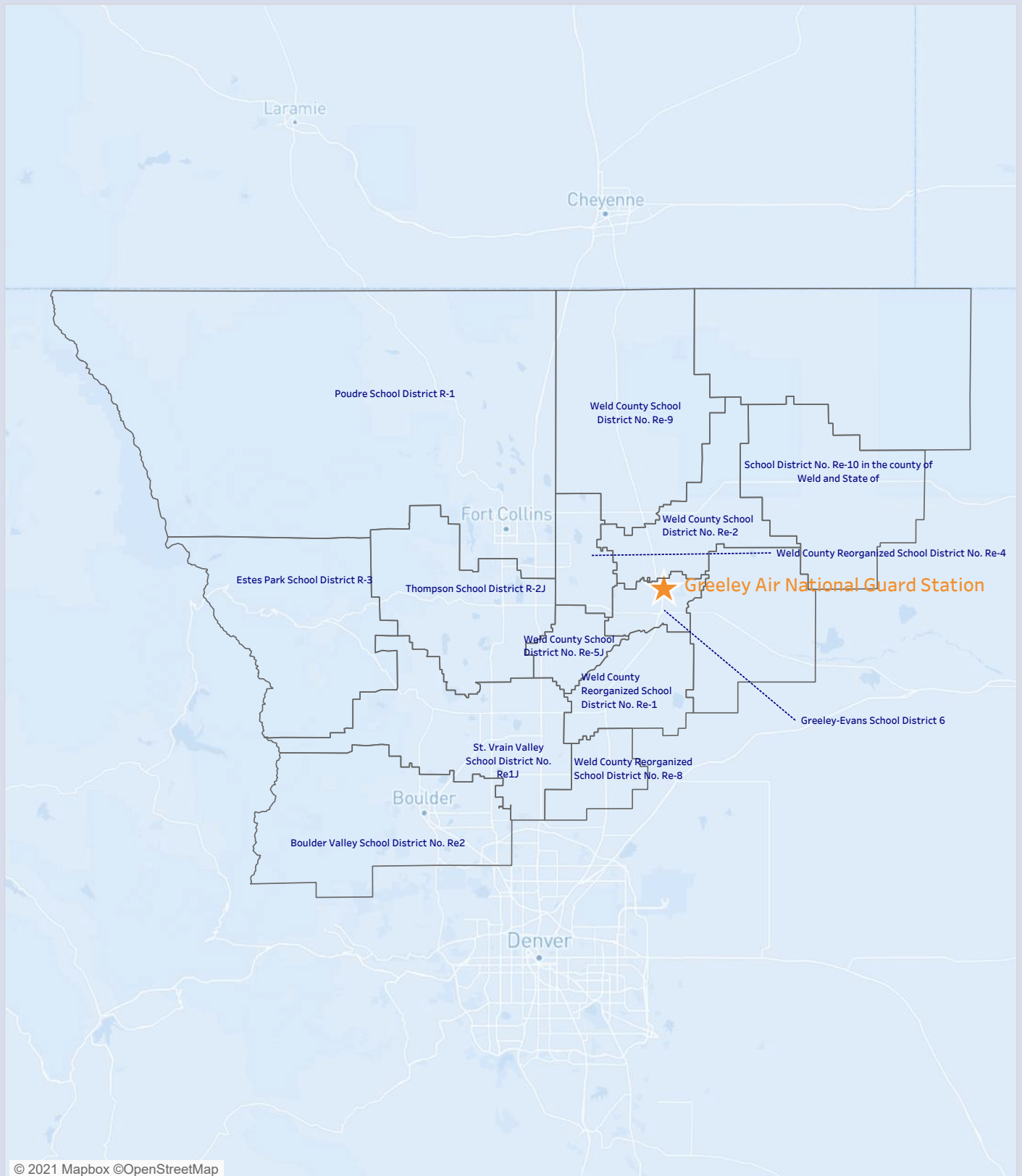
Additional Notes:

- The education assessment cross references zip codes within the Military Housing Area (MHA) with zip codes of schools in the surrounding districts. Those school districts with zip codes that fall within the MHA of an installation are included in the analysis. In some locations, school district composition may have changed slightly due to the use of updated District IDs obtained from the Department of Education
- Graduation rates reflect a 4-year graduation, which was determined to be the expectation of Airmen, Guardians, and their families due to frequency of relocation
- The licensure assessment uses a checklist of licensure rules that states should have, and that they should avoid. For example, having a compact or temporary licensing rule and NOT having supervisory requirements are checklist items that lead to green. The Department of the Air Force reviewed state policies and programs intended to eliminate barriers to license portability for military spouses that were in effect as of 31 Dec. 2021

For additional information on Education and Licensure assessment criteria, methodology and data sources, please see the Support of Military Families Background Information provided at www.af.mil under the Support to Families banner. All questions and feedback should be directed to SAF.MRR.Workflow@us.af.mil.

Greeley Air National Guard Station, Colorado

School Districts Map

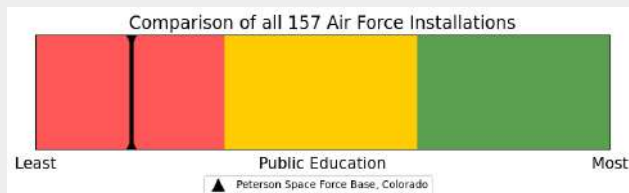


Support of Military Families - 2021

Peterson Space Force Base, Colorado

Public Education*

2019 2021



KEY: ■ < 33.3% ■ < 66.6% ■ (Percentile):

Academic Performance Criteria

2019 2021



Graduation Rate



Student Learning Rate



School Climate Criteria



Chronic Absenteeism Rate



Suspension Rate



Service Offering Criteria



Pre-Kindergarten Availability



Student to Counselor Ratio



Student to Mental Health Support Ratio



Student to Nurse Ratio



Student to Teacher Ratio

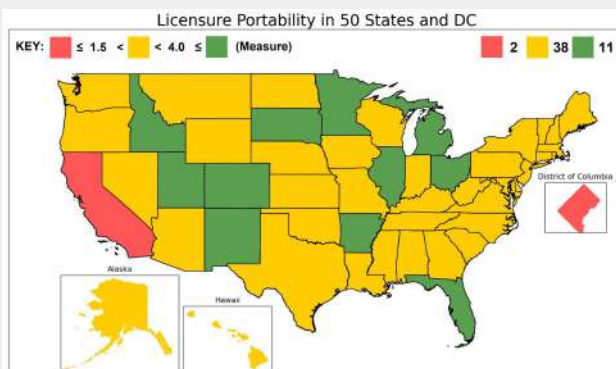


Data Source	Most Recent Survey Time Period Utilized	Date Last Updated
Department of Education - Civil Rights Data Collection District and School Data	SY 2017-2018	October 2020
Department of Education - EDFacts Graduation Rates (District and School Level)	SY 2018-2019	November 2020
Department of Education - National center for Education Statistics Common Core of Data Public Elementary/ Secondary School Universe Survey Data	SY 2019-2020	March 2021
Department of Education - National Center of Education Statistics Common Core of Data (School Search)	SY 2018-19 School Details and Enrollment Characteristics SY 2019-20 School Directory Information	April 2020 July 2020
Center for Education Policy Analysis: Stanford Education Data Archive (SEDA)	SY 2008-2009 through SY 2017-2018	February 2021

* Public Education is Compiled using 60% Academic Performance, 20% School Climate, and 20% Service Offering.

Licensure Portability

2019 2021



Accounting



Cosmetology



EMS



Engineering



Law



Nursing



Physical Therapy



Psychology



Teaching



Other Professions



Data Source	Most Recent Survey Time Period Utilized	Date Last Updated
State Laws, State Executive Orders, State Bar and Supreme Court Rules (Licensure)	Through Dec. 2021	Dec. 31, 2021

Areas Requiring Additional Support

Public Education

Student to Nurse



Chronic Absenteeism



Growth Measure



Licensure Language

Statute excludes many occupations

Profession

Other Professions



Support of Military Families - 2021

Peterson Space Force Base, Colorado

Education and Licensure Assessment Narrative

Public Education:

(This assessment is a comparative analysis using colors to graphically display results for all criteria and categories. The colors are assigned using percentiles, divided into thirds, to provide information about a location's relative position compared to all other Department of the Air Force installations assessed)

- Peterson Space Force Base, Colorado received an overall red rating for public education as it fell within the bottom 33 percent of all Air Force installations assessed

- The areas with the lowest relative ranking which require additional state/community support include Student to Nurse Ratio, Chronic Absenteeism Rate, and Growth Measure

- Change from 2019: Peterson Space Force Base, Colorado's overall education rating did not shift from 2019.

Licensure Portability:

- The State of Colorado received an overall green assessment for licensure portability indicating the State statutes (primarily C.R.S.A. § 12-20-202) are effective in removing barriers to licensure and certification portability. Military spouses can easily transfer professional licenses and certificates from other states and sustain their careers

- However, barriers remain for Engineering due to substantial equivalence requirements for licensure reciprocity and for All Other Occupations given their exclusion of various occupations (doctors, architect, etc.) from the licensure portability statute

- If you have additional information or recently made changes to your State's licensure statutes, you can send the updated information to SAF.MRR.Workflow@us.af.mil for consideration and potential changes to the assessment.

- Change from 2019: Colorado improved the temporary licensing process for the Engineering profession (HB 20-1326) and maintained a green assessment overall

Additional Notes:

- The education assessment cross references zip codes within the Military Housing Area (MHA) with zip codes of schools in the surrounding districts. Those school districts with zip codes that fall within the MHA of an installation are included in the analysis. In some locations, school district composition may have changed slightly due to the use of updated District IDs obtained from the Department of Education

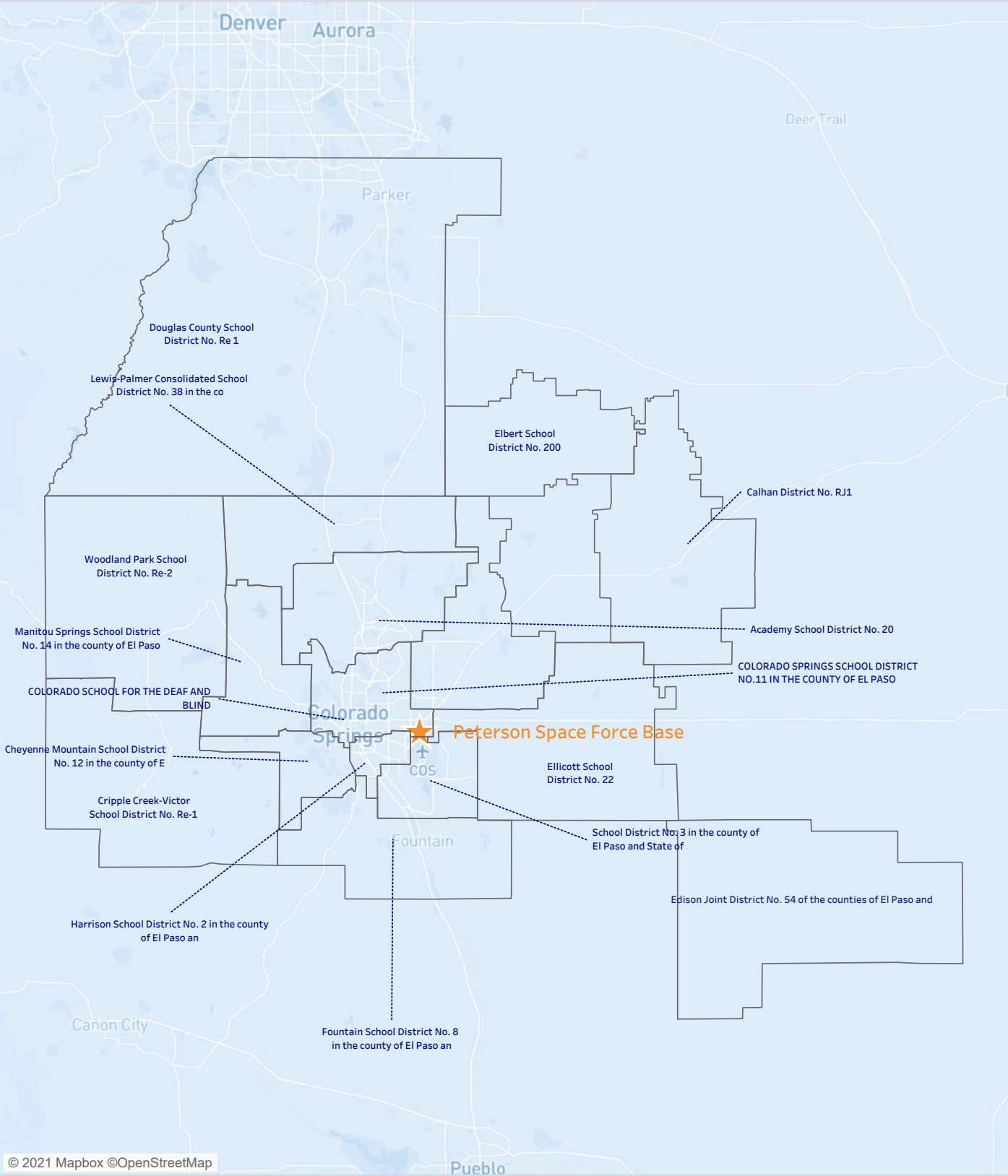
- Graduation rates reflect a 4-year graduation, which was determined to be the expectation of Airmen, Guardians, and their families due to frequency of relocation

- The licensure assessment uses a checklist of licensure rules that states should have, and that they should avoid. For example, having a compact or temporary licensing rule and NOT having supervisory requirements are checklist items that lead to green. The Department of the Air Force reviewed state policies and programs intended to eliminate barriers to license portability for military spouses that were in effect as of 31 Dec. 2021

For additional information on Education and Licensure assessment criteria, methodology and data sources, please see the Support of Military Families Background Information provided at www.af.mil under the Support to Families banner. All questions and feedback should be directed to SAF.MRR.Workflow@us.af.mil.

Peterson Space Force Base, Colorado

School Districts Map

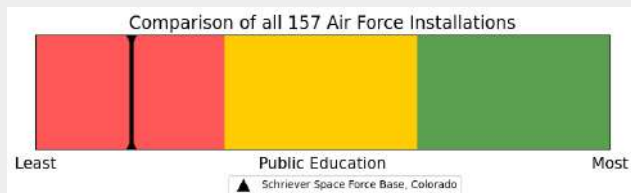


Support of Military Families - 2021

Schriever Space Force Base, Colorado

Public Education*

2019 2021



KEY: ■ < 33.3% ■ < 66.6% ■ (Percentile):

Academic Performance Criteria

2019 2021



Graduation Rate



Student Learning Rate



School Climate Criteria



Chronic Absenteeism Rate



Suspension Rate



Service Offering Criteria



Pre-Kindergarten Availability



Student to Counselor Ratio



Student to Mental Health Support Ratio



Student to Nurse Ratio



Student to Teacher Ratio

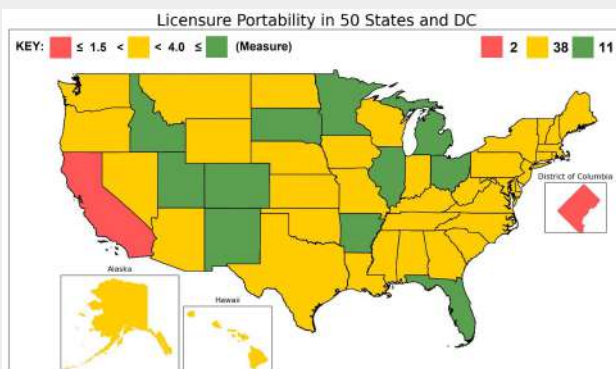


Data Source	Most Recent Survey Time Period Utilized	Date Last Updated
Department of Education - Civil Rights Data Collection District and School Data	SY 2017-2018	October 2020
Department of Education - EDFacts Graduation Rates (District and School Level)	SY 2018-2019	November 2020
Department of Education - National center for Education Statistics Common Core of Data Public Elementary/ Secondary School Universe Survey Data	SY 2019-2020	March 2021
Department of Education - National Center of Education Statistics Common Core of Data (School Search)	SY 2018-19 School Details and Enrollment Characteristics SY 2019-20 School Directory Information	April 2020 July 2020
Center for Education Policy Analysis: Stanford Education Data Archive (SEDA)	SY 2008-2009 through SY 2017-2018	February 2021

* Public Education is Compiled using 60% Academic Performance, 20% School Climate, and 20% Service Offering.

Licensure Portability

2019 2021



Accounting



Cosmetology



EMS



Engineering



Law



Nursing



Physical Therapy



Psychology



Teaching



Other Professions



Data Source	Most Recent Survey Time Period Utilized	Date Last Updated
State Laws, State Executive Orders, State Bar and Supreme Court Rules (Licensure)	Through Dec. 2021	Dec. 31, 2021

Areas Requiring Additional Support

Public Education

Student to Nurse



Chronic Absenteeism



Growth Measure



Licensure Language

Statute excludes many occupations

Profession

Other Professions



Support of Military Families - 2021

Schriever Space Force Base, Colorado

Education and Licensure Assessment Narrative

Public Education:

(This assessment is a comparative analysis using colors to graphically display results for all criteria and categories. The colors are assigned using percentiles, divided into thirds, to provide information about a location's relative position compared to all other Department of the Air Force installations assessed)

- Schriever Space Force Base, Colorado received an overall red rating for public education as it fell within the bottom 33 percent of all Air Force installations assessed

- The areas with the lowest relative ranking which require additional state/community support include Student to Nurse Ratio, Chronic Absenteeism Rate, and Growth Measure

- Change from 2019: Schriever Space Force Base, Colorado's overall education rating did not shift from 2019.

Licensure Portability:

- The State of Colorado received an overall green assessment for licensure portability indicating the State statutes (primarily C.R.S.A. § 12-20-202) are effective in removing barriers to licensure and certification portability. Military spouses can easily transfer professional licenses and certificates from other states and sustain their careers

- However, barriers remain for Engineering due to substantial equivalence requirements for licensure reciprocity and for All Other Occupations given their exclusion of various occupations (doctors, architect, etc.) from the licensure portability statute

- If you have additional information or recently made changes to your State's licensure statutes, you can send the updated information to SAF.MRR.Workflow@us.af.mil for consideration and potential changes to the assessment.

- Change from 2019: Colorado improved the temporary licensing process for the Engineering profession (HB 20-1326) and maintained a green assessment overall

Additional Notes:

- The education assessment cross references zip codes within the Military Housing Area (MHA) with zip codes of schools in the surrounding districts. Those school districts with zip codes that fall within the MHA of an installation are included in the analysis. In some locations, school district composition may have changed slightly due to the use of updated District IDs obtained from the Department of Education

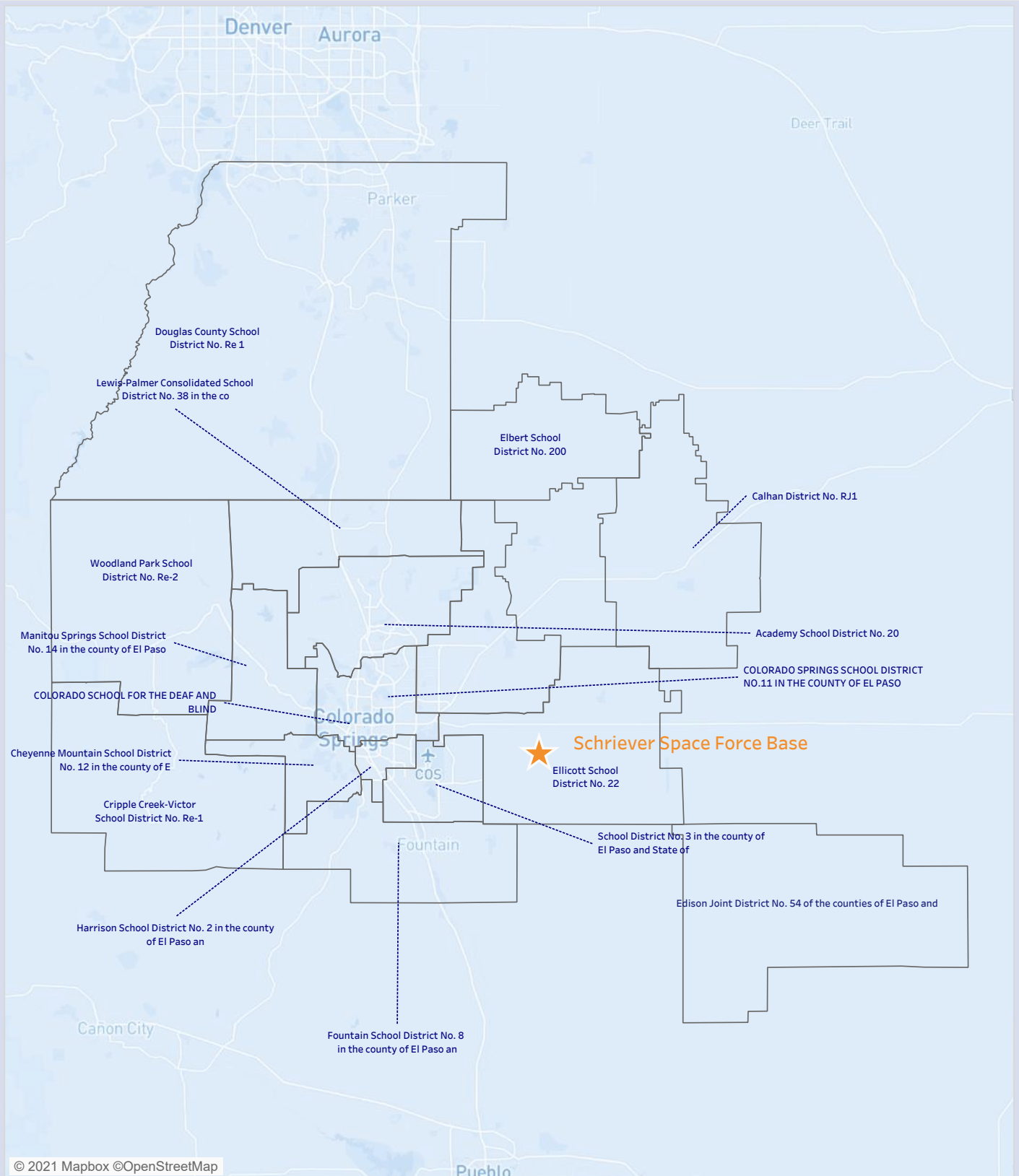
- Graduation rates reflect a 4-year graduation, which was determined to be the expectation of Airmen, Guardians, and their families due to frequency of relocation

- The licensure assessment uses a checklist of licensure rules that states should have, and that they should avoid. For example, having a compact or temporary licensing rule and NOT having supervisory requirements are checklist items that lead to green. The Department of the Air Force reviewed state policies and programs intended to eliminate barriers to license portability for military spouses that were in effect as of 31 Dec. 2021

For additional information on Education and Licensure assessment criteria, methodology and data sources, please see the Support of Military Families Background Information provided at www.af.mil under the Support to Families banner. All questions and feedback should be directed to SAF.MRR.Workflow@us.af.mil.

Schriever Space Force Base, Colorado

School Districts Map

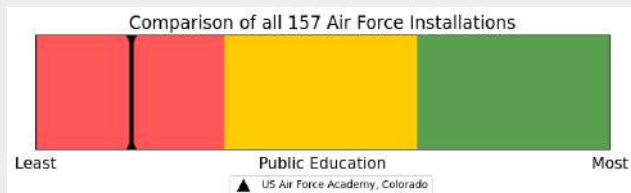


Support of Military Families - 2021

US Air Force Academy, Colorado

Public Education*

2019 2021



KEY: ■ < 33.3% ■ < 66.6% ■ (Percentile):

Academic Performance Criteria

2019 2021



Graduation Rate



Student Learning Rate



School Climate Criteria

2019 2021



Chronic Absenteeism Rate



Suspension Rate



Service Offering Criteria

2019 2021



Pre-Kindergarten Availability



Student to Counselor Ratio



Student to Mental Health Support Ratio



Student to Nurse Ratio



Student to Teacher Ratio

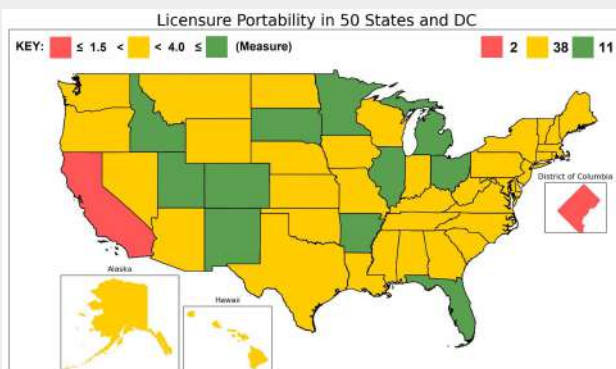


Data Source	Most Recent Survey Time Period Utilized	Date Last Updated
Department of Education - Civil Rights Data Collection District and School Data	SY 2017-2018	October 2020
Department of Education - EDFacts Graduation Rates (District and School Level)	SY 2018-2019	November 2020
Department of Education - National center for Education Statistics Common Core of Data Public Elementary/ Secondary School Universe Survey Data	SY 2019-2020	March 2021
Department of Education - National Center of Education Statistics Common Core of Data (School Search)	SY 2018-19 School Details and Enrollment Characteristics SY 2019-20 School Directory Information	April 2020 July 2020
Center for Education Policy Analysis: Stanford Education Data Archive (SEDA)	SY 2008-2009 through SY 2017-2018	February 2021

* Public Education is Compiled using 60% Academic Performance, 20% School Climate, and 20% Service Offering.

Licensure Portability

2019 2021



Accounting



Cosmetology



EMS



Engineering



Law



Nursing



Physical Therapy



Psychology



Teaching



Other Professions



Data Source	Most Recent Survey Time Period Utilized	Date Last Updated
State Laws, State Executive Orders, State Bar and Supreme Court Rules (Licensure)	Through Dec. 2021	Dec. 31, 2021

Areas Requiring Additional Support

Public Education

Student to Nurse



Chronic Absenteeism



Growth Measure



Licensure Language

Statute excludes many occupations

Profession

Other Professions



Support of Military Families - 2021

US Air Force Academy, Colorado

Education and Licensure Assessment Narrative

Public Education:

(This assessment is a comparative analysis using colors to graphically display results for all criteria and categories. The colors are assigned using percentiles, divided into thirds, to provide information about a location's relative position compared to all other Department of the Air Force installations assessed)

- US Air Force Academy, Colorado received an overall red rating for public education as it fell within the bottom 33 percent of all Air Force installations assessed
- The areas with the lowest relative ranking which require additional state/community support include Student to Nurse Ratio, Chronic Absenteeism Rate, and Growth Measure
- Change from 2019: US Air Force Academy, Colorado's overall education rating did not shift from 2019.

Licensure Portability:

- The State of Colorado received an overall green assessment for licensure portability indicating the State statutes (primarily C.R.S.A. § 12-20-202) are effective in removing barriers to licensure and certification portability. Military spouses can easily transfer professional licenses and certificates from other states and sustain their careers
- However, barriers remain for Engineering due to substantial equivalence requirements for licensure reciprocity and for All Other Occupations given their exclusion of various occupations (doctors, architect, etc.) from the licensure portability statute
- If you have additional information or recently made changes to your State's licensure statutes, you can send the updated information to SAF.MRR.Workflow@us.af.mil for consideration and potential changes to the assessment.
- Change from 2019: Colorado improved the temporary licensing process for the Engineering profession (HB 20-1326) and maintained a green assessment overall

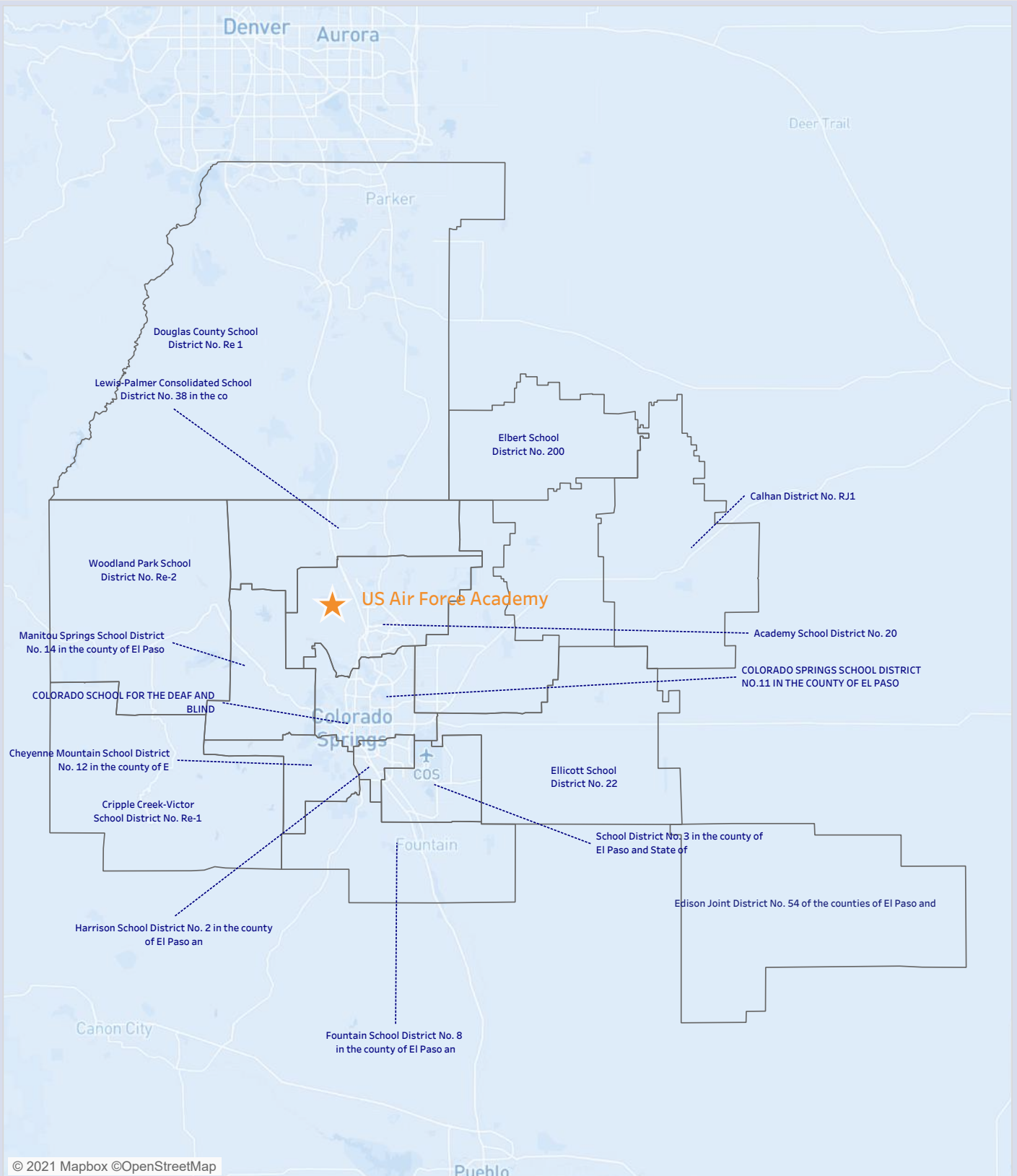
Additional Notes:

- The education assessment cross references zip codes within the Military Housing Area (MHA) with zip codes of schools in the surrounding districts. Those school districts with zip codes that fall within the MHA of an installation are included in the analysis. In some locations, school district composition may have changed slightly due to the use of updated District IDs obtained from the Department of Education
- Graduation rates reflect a 4-year graduation, which was determined to be the expectation of Airmen, Guardians, and their families due to frequency of relocation
- The licensure assessment uses a checklist of licensure rules that states should have, and that they should avoid. For example, having a compact or temporary licensing rule and NOT having supervisory requirements are checklist items that lead to green. The Department of the Air Force reviewed state policies and programs intended to eliminate barriers to license portability for military spouses that were in effect as of 31 Dec. 2021

For additional information on Education and Licensure assessment criteria, methodology and data sources, please see the Support of Military Families Background Information provided at www.af.mil under the Support to Families banner. All questions and feedback should be directed to SAF.MRR.Workflow@us.af.mil.

US Air Force Academy, Colorado

School Districts Map

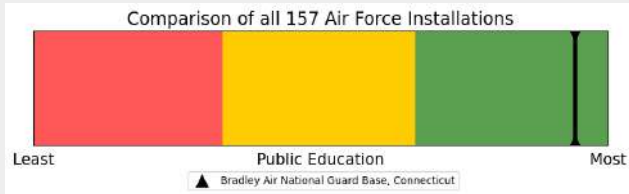


Support of Military Families - 2021

Bradley Air National Guard Base, Connecticut

Public Education*

2019 2021



KEY: ■ < 33.3% ■ < 66.6% ■ (Percentile):

Academic Performance Criteria

2019 2021



Graduation Rate



Student Learning Rate



School Climate Criteria



Chronic Absenteeism Rate



Suspension Rate



Service Offering Criteria



Pre-Kindergarten Availability



Student to Counselor Ratio



Student to Mental Health Support Ratio



Student to Nurse Ratio



Student to Teacher Ratio

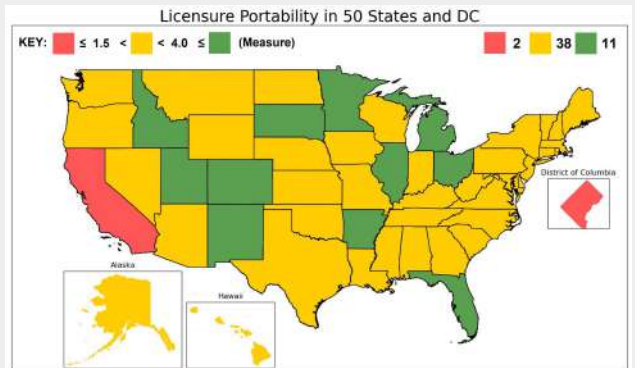


Data Source	Most Recent Survey Time Period Utilized	Date Last Updated
Department of Education - Civil Rights Data Collection District and School Data	SY 2017-2018	October 2020
Department of Education - EDFacts Graduation Rates (District and School Level)	SY 2018-2019	November 2020
Department of Education - National center for Education Statistics Common Core of Data Public Elementary/ Secondary School Universe Survey Data	SY 2019-2020	March 2021
Department of Education - National Center of Education Statistics Common Core of Data (School Search)	SY 2018-19 School Details and Enrollment Characteristics SY 2019-20 School Directory Information	April 2020 July 2020
Center for Education Policy Analysis: Stanford Education Data Archive (SEDA)	SY 2008-2009 through SY 2017-2018	February 2021

* Public Education is Compiled using 60% Academic Performance, 20% School Climate, and 20% Service Offering.

Licensure Portability

2019 2021



Accounting



Cosmetology



EMS



Engineering



Law



Nursing



Physical Therapy



Psychology



Teaching



Other Professions



Data Source	Most Recent Survey Time Period Utilized	Date Last Updated
State Laws, State Executive Orders, State Bar and Supreme Court Rules (Licensure)	Through Dec. 2021	Dec. 31, 2021

Areas Requiring Additional Support

Public Education

PreK



Growth Measure



Suspension Rate



Licensure Language

No statutes for military spouses, No statutes for military spouses No expedited or temporary license Substantial

Profession

Other Professions, Accounting, Cosmetology



Support of Military Families - 2021

Bradley Air National Guard Base, Connecticut

Education and Licensure Assessment Narrative

Public Education:

(This assessment is a comparative analysis using colors to graphically display results for all criteria and categories. The colors are assigned using percentiles, divided into thirds, to provide information about a location's relative position compared to all other Department of the Air Force installations assessed)

- Bradley Air National Guard Base, Connecticut received an overall green rating for public education as it fell within the top 33 percent of all Air Force installations assessed

- The areas with the lowest relative ranking which require additional state/community support include Pre-school Availability, Growth Measure, and Suspension Rate

- Change from 2019: Bradley Air National Guard Base, Connecticut's overall education rating did not shift from 2019.

Licensure Portability:

- The State of Connecticut received an overall yellow assessment for licensure portability indicating the State statutes contain barriers to licensure and certification portability for military spouses. This assessment is driven by the fact specific legislation designated for military spouses is omitted from all statutes. Additionally, Connecticut's licensure policies include substantial equivalence requirements that allow acceptance of another state's license if the requirements for obtaining the license are sufficiently similar to their own State's requirements and precludes acceptance if the requirements are not similar

- Significant barriers remain for Accounting and Cosmetology due to the requirement for applicants to have held a license for four and five years respectively

- However, there are no barriers for EMS given their inclusion in the National Registry of Emergency Medical Technicians and for Accountancy as the Board recognizes all states as substantially equivalent, thus allowing California to grant a practice privilege to transferring military spouses holding an accounting license

- If you have additional information or recently made changes to your State's licensure statutes, you can send the updated information to SAF.MRR.Workflow@us.af.mil for consideration and potential changes to the assessment.

- Change from 2019: No change from the 2019 assessment and no changes to the State's statute

Additional Notes:

- The education assessment cross references zip codes within the Military Housing Area (MHA) with zip codes of schools in the surrounding districts. Those school districts with zip codes that fall within the MHA of an installation are included in the analysis. In some locations, school district composition may have changed slightly due to the use of updated District IDs obtained from the Department of Education

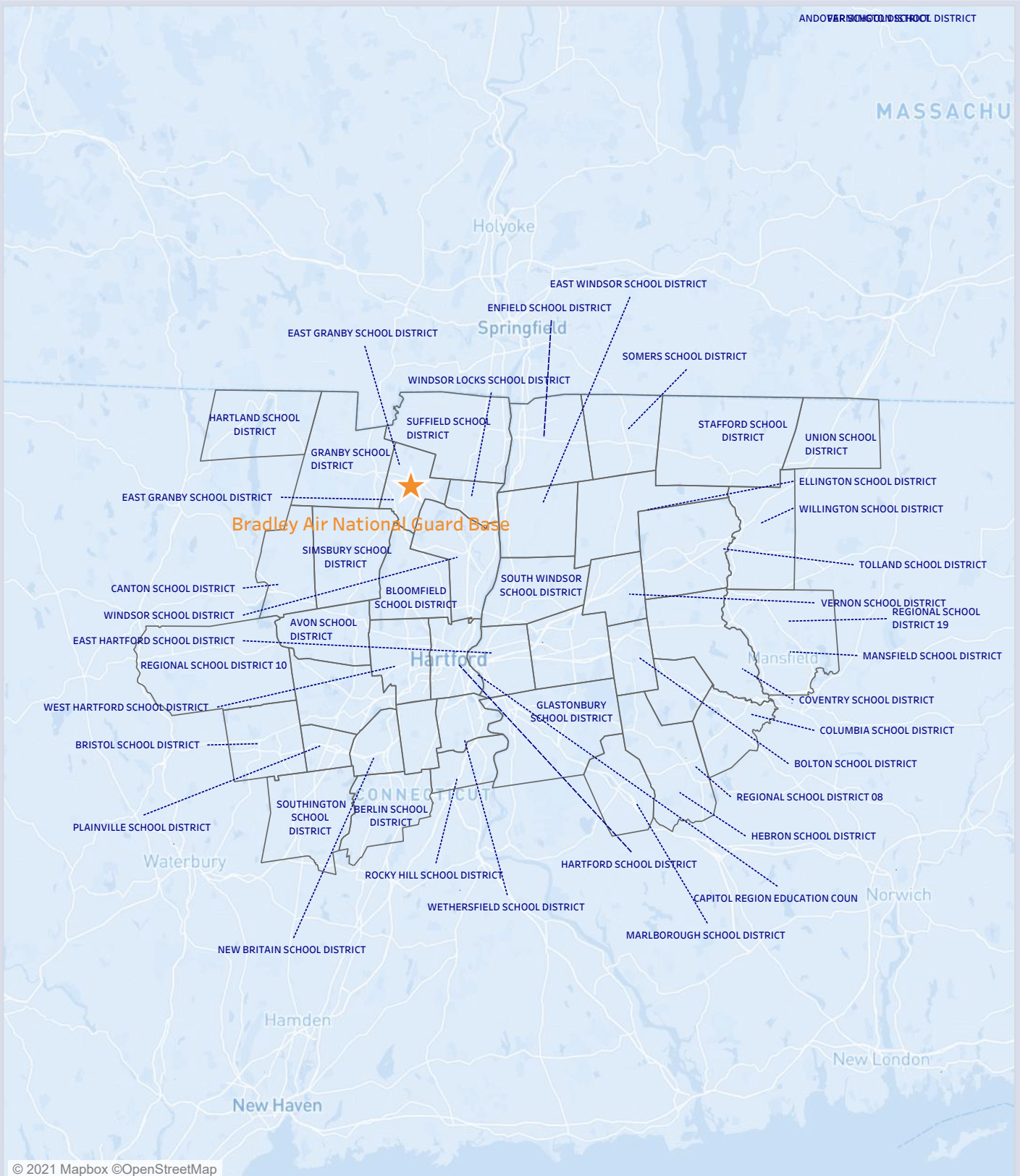
- Graduation rates reflect a 4-year graduation, which was determined to be the expectation of Airmen, Guardians, and their families due to frequency of relocation

- The licensure assessment uses a checklist of licensure rules that states should have, and that they should avoid. For example, having a compact or temporary licensing rule and NOT having supervisory requirements are checklist items that lead to green. The Department of the Air Force reviewed state policies and programs intended to eliminate barriers to license portability for military spouses that were in effect as of 31 Dec. 2021

For additional information on Education and Licensure assessment criteria, methodology and data sources, please see the Support of Military Families Background Information provided at www.af.mil under the Support to Families banner. All questions and feedback should be directed to SAF.MRR.Workflow@us.af.mil.

Bradley Air National Guard Base, Connecticut

School Districts Map

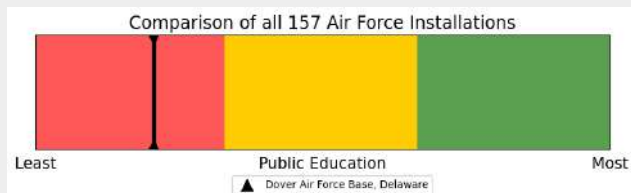


Support of Military Families - 2021

Dover Air Force Base, Delaware

Public Education*

2019 2021



KEY: ■ < 33.3% ■ < 66.6% ■ (Percentile):

Academic Performance Criteria

2019 2021



Graduation Rate



Student Learning Rate



School Climate Criteria



Chronic Absenteeism Rate



Suspension Rate



Service Offering Criteria



Pre-Kindergarten Availability



Student to Counselor Ratio



Student to Mental Health Support Ratio



Student to Nurse Ratio



Student to Teacher Ratio

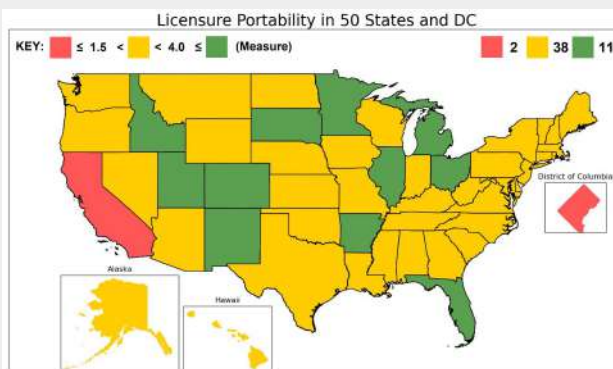


Data Source	Most Recent Survey Time Period Utilized	Date Last Updated
Department of Education - Civil Rights Data Collection District and School Data	SY 2017-2018	October 2020
Department of Education - EDFacts Graduation Rates (District and School Level)	SY 2018-2019	November 2020
Department of Education - National center for Education Statistics Common Core of Data Public Elementary/ Secondary School Universe Survey Data	SY 2019-2020	March 2021
Department of Education - National Center of Education Statistics Common Core of Data (School Search)	SY 2018-19 School Details and Enrollment Characteristics SY 2019-20 School Directory Information	April 2020 July 2020
Center for Education Policy Analysis: Stanford Education Data Archive (SEDA)	SY 2008-2009 through SY 2017-2018	February 2021

* Public Education is Compiled using 60% Academic Performance, 20% School Climate, and 20% Service Offering.

Licensure Portability

2019 2021



Accounting



Cosmetology



EMS



Engineering



Law



Nursing



Physical Therapy



Psychology



Teaching



Other Professions



Data Source	Most Recent Survey Time Period Utilized	Date Last Updated
State Laws, State Executive Orders, State Bar and Supreme Court Rules (Licensure)	Through Dec. 2021	Dec. 31, 2021

Areas Requiring Additional Support

Public Education

Suspension Rate



Growth Measure



PreK



Licensure Language

Profession

6 month provisional license Fees not waived Background materials required

Accounting, Cosmetology, EMS, Physical Therapy, Psychology, Teaching



Support of Military Families - 2021

Dover Air Force Base, Delaware

Education and Licensure Assessment Narrative

Public Education:

(This assessment is a comparative analysis using colors to graphically display results for all criteria and categories. The colors are assigned using percentiles, divided into thirds, to provide information about a location's relative position compared to all other Department of the Air Force installations assessed)

- Dover Air Force Base, Delaware received an overall red rating for public education as it fell within the bottom 33 percent of all Air Force installations assessed

- The areas with the lowest relative ranking which require additional state/community support include Suspension Rate, Growth Measure, and Pre-school Availability

- Change from 2019: Dover Air Force Base, Delaware's overall education rating did not shift from 2019.

Licensure Portability:

- The State of Delaware received an overall yellow assessment for licensure portability indicating the State statutes (primarily Del.C. § 8735) contain barriers to licensure and certification portability for military spouses. This assessment is driven by substantial equivalence requirements that allow acceptance of another state's license if the requirements for obtaining the license are sufficiently similar to their own State's requirements and precludes acceptance if the requirements are not similar

- Although Delaware has enacted legislation to join the Physical Therapy Compact, as of the time of this assessment, the compact benefits are not yet provided to military spouses as additional requirements need to be met in order for Delaware to fully receive all of the compact privileges

- However, there are no barriers for Law which provides a temporary license with no supervisory requirements, or for Nursing due to their inclusion in the Nurse Licensure Compact

- If you have additional information or recently made changes to your State's licensure statutes, you can send the updated information to SAF.MRR.Workflow@us.af.mil for consideration and potential changes to the assessment

- Change from 2019: While Delaware made progress by joining the Physical Therapy Compact, the State's overall assessment remained the same

Additional Notes:

- The education assessment cross references zip codes within the Military Housing Area (MHA) with zip codes of schools in the surrounding districts. Those school districts with zip codes that fall within the MHA of an installation are included in the analysis. In some locations, school district composition may have changed slightly due to the use of updated District IDs obtained from the Department of Education

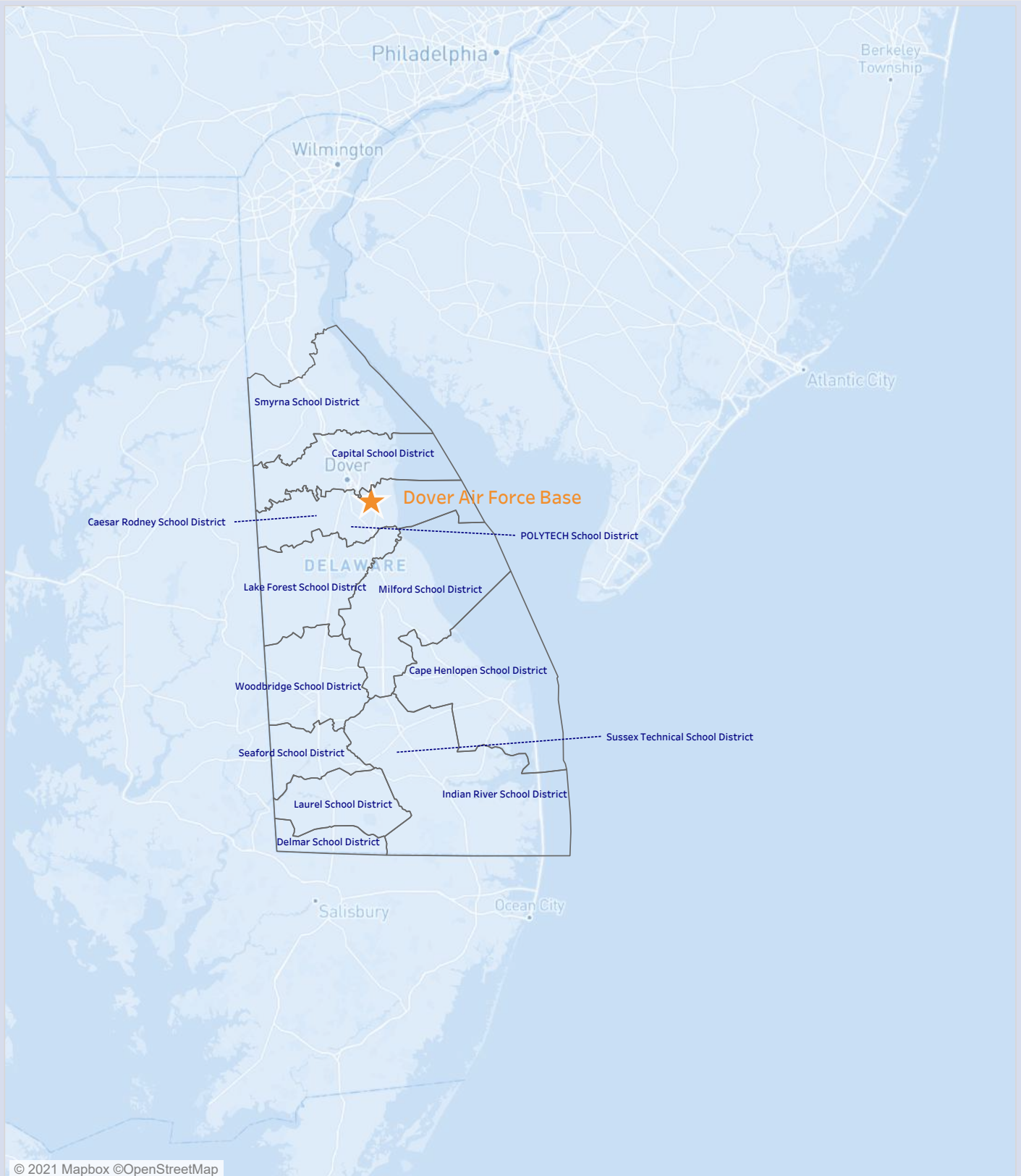
- Graduation rates reflect a 4-year graduation, which was determined to be the expectation of Airmen, Guardians, and their families due to frequency of relocation

- The licensure assessment uses a checklist of licensure rules that states should have, and that they should avoid. For example, having a compact or temporary licensing rule and NOT having supervisory requirements are checklist items that lead to green. The Department of the Air Force reviewed state policies and programs intended to eliminate barriers to license portability for military spouses that were in effect as of 31 Dec. 2021

For additional information on Education and Licensure assessment criteria, methodology and data sources, please see the Support of Military Families Background Information provided at www.af.mil under the Support to Families banner. All questions and feedback should be directed to SAF.MRR.Workflow@us.af.mil.

Dover Air Force Base, Delaware

School Districts Map



Support of Military Families - 2021

New Castle Air National Guard Base, Delaware

Public Education*

2019 2021



KEY: ■ < 33.3% ■ < 66.6% ■ (Percentile):

Academic Performance Criteria

2019 2021



Graduation Rate



Student Learning Rate



School Climate Criteria



Chronic Absenteeism Rate



Suspension Rate



Service Offering Criteria



Pre-Kindergarten Availability



Student to Counselor Ratio



Student to Mental Health Support Ratio



Student to Nurse Ratio



Student to Teacher Ratio

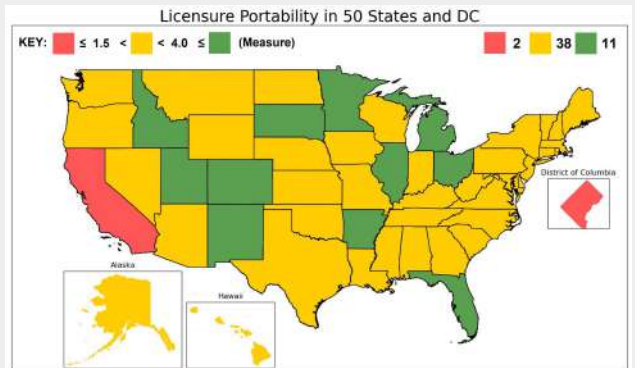


Data Source	Most Recent Survey Time Period Utilized	Date Last Updated
Department of Education - Civil Rights Data Collection District and School Data	SY 2017-2018	October 2020
Department of Education - EDFacts Graduation Rates (District and School Level)	SY 2018-2019	November 2020
Department of Education - National center for Education Statistics Common Core of Data Public Elementary/ Secondary School Universe Survey Data	SY 2019-2020	March 2021
Department of Education - National Center of Education Statistics Common Core of Data (School Search)	SY 2018-19 School Details and Enrollment Characteristics SY 2019-20 School Directory Information	April 2020 July 2020
Center for Education Policy Analysis: Stanford Education Data Archive (SEDA)	SY 2008-2009 through SY 2017-2018	February 2021

* Public Education is Compiled using 60% Academic Performance, 20% School Climate, and 20% Service Offering.

Licensure Portability

2019 2021



Accounting



Cosmetology



EMS



Engineering



Law



Nursing



Physical Therapy



Psychology



Teaching



Other Professions



Data Source	Most Recent Survey Time Period Utilized	Date Last Updated
State Laws, State Executive Orders, State Bar and Supreme Court Rules (Licensure)	Through Dec. 2021	Dec. 31, 2021

Areas Requiring Additional Support

Public Education

Graduation Rates



Chronic Absenteeism



PreK



Licensure Language

Profession

Substantial equivalency requirements Must have 2 years experience in past 5 years

Accounting, Cosmetology, Engineering, EMS, Physical Therapy, Psychology, Teaching



Support of Military Families - 2021

New Castle Air National Guard Base, Delaware

Education and Licensure Assessment Narrative

Public Education:

(This assessment is a comparative analysis using colors to graphically display results for all criteria and categories. The colors are assigned using percentiles, divided into thirds, to provide information about a location's relative position compared to all other Department of the Air Force installations assessed)

- New Castle Air National Guard Base, Delaware received an overall red rating for public education as it fell within the bottom 33 percent of all Air Force installations assessed

- The areas with the lowest relative ranking which require additional state/community support include Graduation Rates, Chronic Absenteeism Rate, and Pre-school Availability

- Change from 2019: New Castle Air National Guard Base, Delaware's overall education rating did not shift from 2019.

Licensure Portability:

- The State of Delaware received an overall yellow assessment for licensure portability indicating the State statutes (primarily Del.C. § 8735) contain barriers to licensure and certification portability for military spouses. This assessment is driven by substantial equivalence requirements that allow acceptance of another state's license if the requirements for obtaining the license are sufficiently similar to their own State's requirements and precludes acceptance if the requirements are not similar

- Although Delaware has enacted legislation to join the Physical Therapy Compact, as of the time of this assessment, the compact benefits are not yet provided to military spouses as additional requirements need to be met in order for Delaware to fully receive all of the compact privileges

- However, there are no barriers for Law which provides a temporary license with no supervisory requirements, or for Nursing due to their inclusion in the Nurse Licensure Compact

- If you have additional information or recently made changes to your State's licensure statutes, you can send the updated information to SAF.MRR.Workflow@us.af.mil for consideration and potential changes to the assessment

- Change from 2019: While Delaware made progress by joining the Physical Therapy Compact, the State's overall assessment remained the same

Additional Notes:

- The education assessment cross references zip codes within the Military Housing Area (MHA) with zip codes of schools in the surrounding districts. Those school districts with zip codes that fall within the MHA of an installation are included in the analysis. In some locations, school district composition may have changed slightly due to the use of updated District IDs obtained from the Department of Education

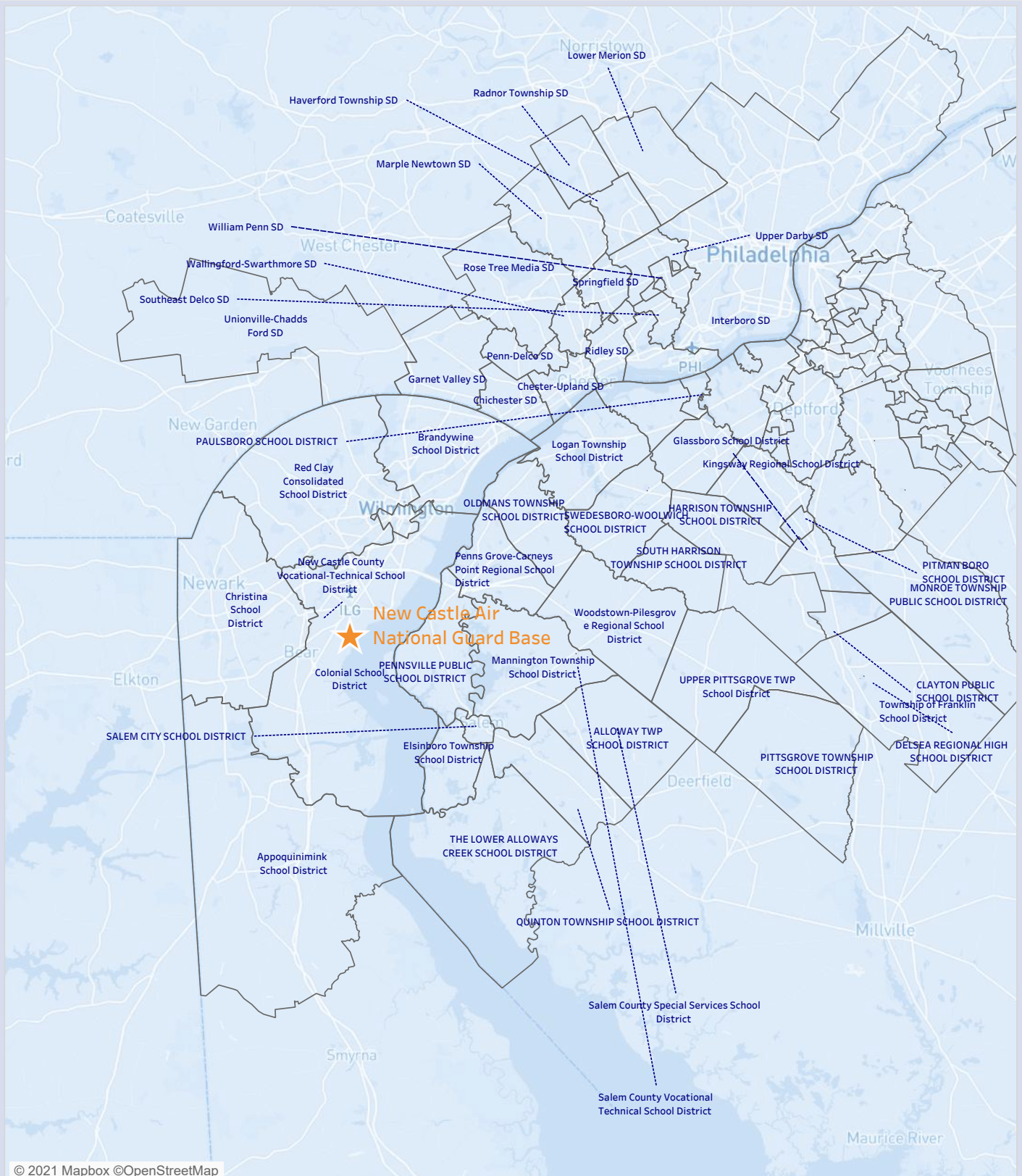
- Graduation rates reflect a 4-year graduation, which was determined to be the expectation of Airmen, Guardians, and their families due to frequency of relocation

- The licensure assessment uses a checklist of licensure rules that states should have, and that they should avoid. For example, having a compact or temporary licensing rule and NOT having supervisory requirements are checklist items that lead to green. The Department of the Air Force reviewed state policies and programs intended to eliminate barriers to license portability for military spouses that were in effect as of 31 Dec. 2021

For additional information on Education and Licensure assessment criteria, methodology and data sources, please see the Support of Military Families Background Information provided at www.af.mil under the Support to Families banner. All questions and feedback should be directed to SAF.MRR.Workflow@us.af.mil.

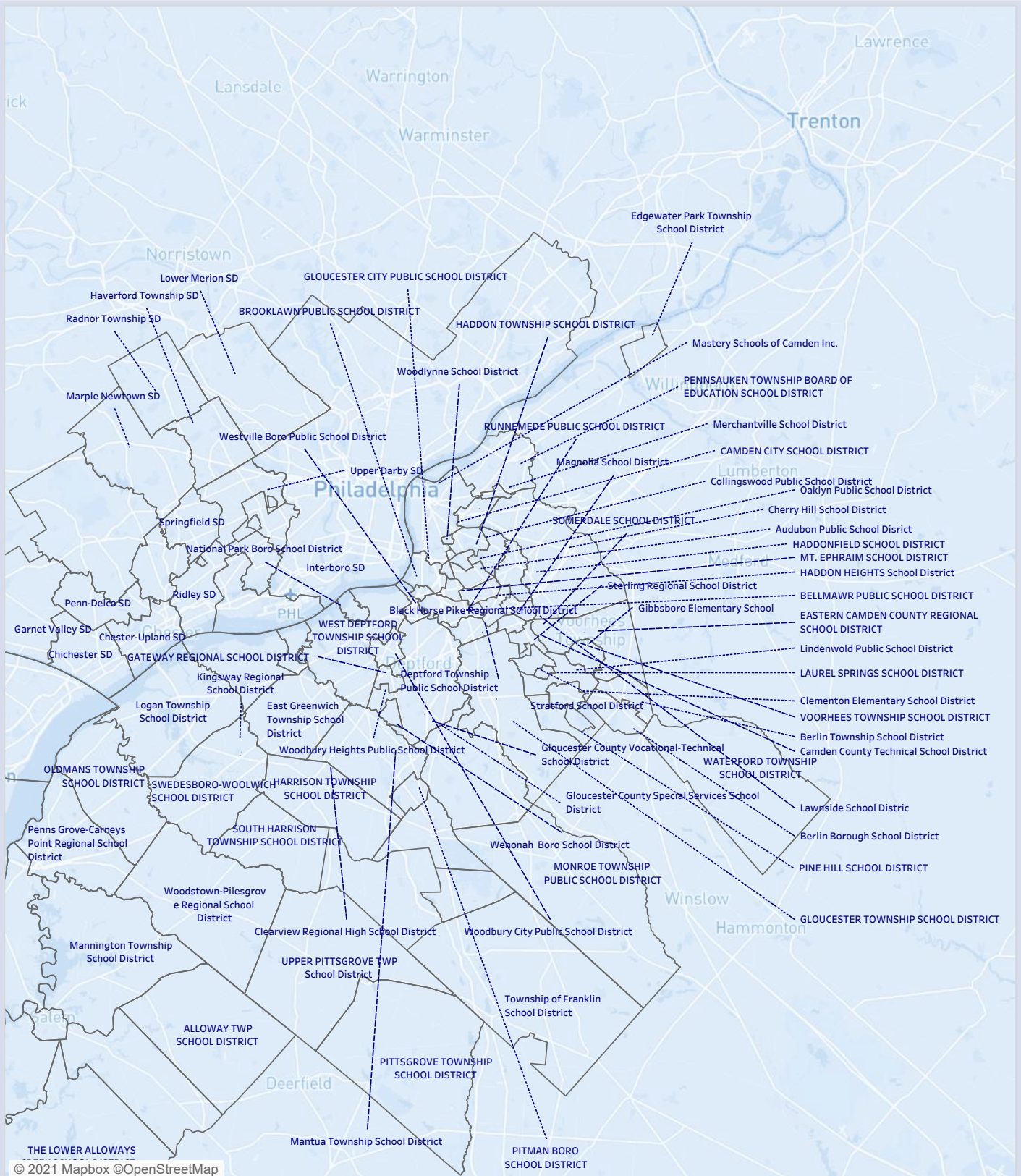
New Castle Air National Guard Base, Delaware

School Districts Map



New Castle Air National Guard Base, Delaware

School Districts Map




Support of Military Families - 2021

Joint Base Anacostia-Bolling, District of Columbia

Public Education*

2019 2021



KEY: ■ < 33.3% ■ 33.3% ≤ < 66.6% ■ 66.6% ≤ (Percentile):

Academic Performance Criteria

2019 2021



Graduation Rate



Student Learning Rate



School Climate Criteria



Chronic Absenteeism Rate



Suspension Rate



Service Offering Criteria



Pre-Kindergarten Availability



Student to Counselor Ratio



Student to Mental Health Support Ratio



Student to Nurse Ratio



Student to Teacher Ratio

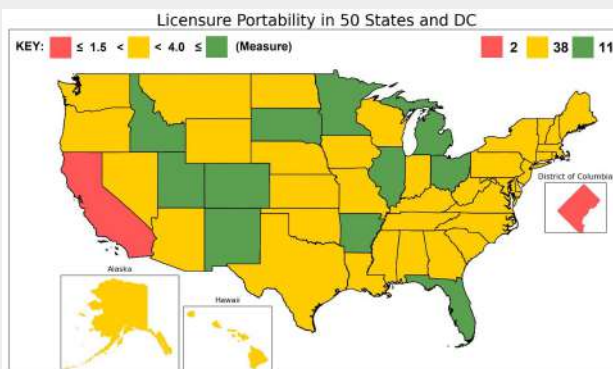


Data Source	Most Recent Survey Time Period Utilized	Date Last Updated
Department of Education - Civil Rights Data Collection District and School Data	SY 2017-2018	October 2020
Department of Education - EDFacts Graduation Rates (District and School Level)	SY 2018-2019	November 2020
Department of Education - National center for Education Statistics Common Core of Data Public Elementary/ Secondary School Universe Survey Data	SY 2019-2020	March 2021
Department of Education - National Center of Education Statistics Common Core of Data (School Search)	SY 2018-19 School Details and Enrollment Characteristics SY 2019-20 School Directory Information	April 2020 July 2020
Center for Education Policy Analysis: Stanford Education Data Archive (SEDA)	SY 2008-2009 through SY 2017-2018	February 2021

* Public Education is Compiled using 60% Academic Performance, 20% School Climate, and 20% Service Offering.

Licensure Portability

2019 2021



Accounting



Cosmetology



EMS



Engineering



Law



Nursing



Physical Therapy



Psychology



Teaching



Other Professions



Data Source	Most Recent Survey Time Period Utilized	Date Last Updated
State Laws, State Executive Orders, State Bar and Supreme Court Rules (Licensure)	Through Dec. 2021	Dec. 31, 2021

Areas Requiring Additional Support

Public Education

Student to Nurse



Chronic Absenteeism



Graduation Rates



Licensure Language

No MS rule, No statutes for military spouses, No statutes for military spouses Reciprocity process available

Profession

Law, Other Professions, Teaching, Accounting, Cosmetology, Psychology



Support of Military Families - 2021

Joint Base Anacostia-Bolling, District of Columbia

Education and Licensure Assessment Narrative

Public Education:

(This assessment is a comparative analysis using colors to graphically display results for all criteria and categories. The colors are assigned using percentiles, divided into thirds, to provide information about a location's relative position compared to all other Department of the Air Force installations assessed)

- Joint Base Anacostia-Bolling, District of Columbia received an overall yellow rating for public education as it fell within the middle 33 percent of all Air Force installations assessed

- The areas with the lowest relative ranking which require additional state/community support include Student to Nurse Ratio, Chronic Absenteeism Rate, and Graduation Rates

- Change from 2019: Joint Base Anacostia-Bolling, District of Columbia's overall education rating did not shift from 2019.

Licensure Portability:

- The District of Columbia received an overall red assessment for licensure portability indicating statutes contain significant barriers to licensure and certification portability. This assessment is driven by substantial equivalence requirements that allow acceptance of another state's license if the requirements for obtaining the license are sufficiently similar to their own State's requirements and precludes acceptance if the requirements are not similar. Additionally, specific legislation designated for military spouses is absence from the statutes

- There are no barriers for the EMS profession due to their inclusion in the National Registry of Emergency Medical Technicians, however, barriers remain for the Engineering, Nursing, and Physical Therapy professions for having limited avenues available for endorsement and/or reciprocity

- If you have additional information or recently made changes to your State's licensure statutes, you can send the updated information to SAF.MRR.Workflow@us.af.mil for consideration and potential changes to the assessment.

- Change from 2019: No change from the 2019 assessment and no changes to statute

Additional Notes:

- The education assessment cross references zip codes within the Military Housing Area (MHA) with zip codes of schools in the surrounding districts. Those school districts with zip codes that fall within the MHA of an installation are included in the analysis. In some locations, school district composition may have changed slightly due to the use of updated District IDs obtained from the Department of Education

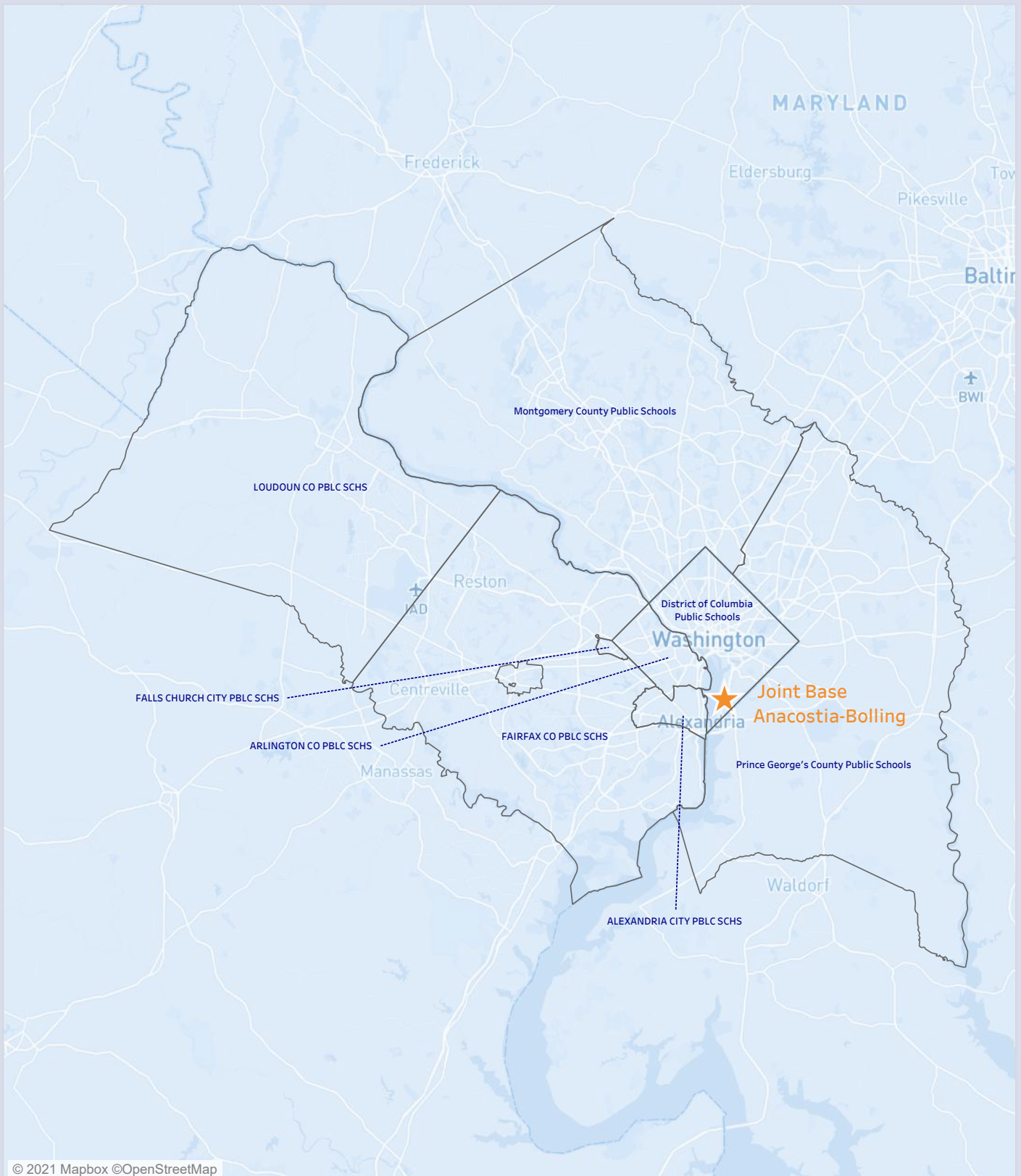
- Graduation rates reflect a 4-year graduation, which was determined to be the expectation of Airmen, Guardians, and their families due to frequency of relocation

- The licensure assessment uses a checklist of licensure rules that states should have, and that they should avoid. For example, having a compact or temporary licensing rule and NOT having supervisory requirements are checklist items that lead to green. The Department of the Air Force reviewed state policies and programs intended to eliminate barriers to license portability for military spouses that were in effect as of 31 Dec. 2021

For additional information on Education and Licensure assessment criteria, methodology and data sources, please see the Support of Military Families Background Information provided at www.af.mil under the Support to Families banner. All questions and feedback should be directed to SAF.MRR.Workflow@us.af.mil.

Joint Base Anacostia-Bolling, DC

School Districts Map

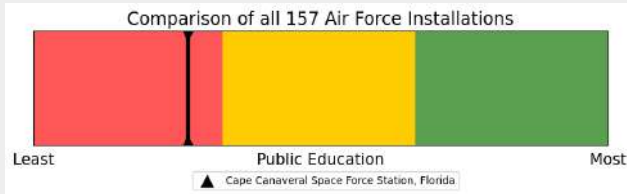


Support of Military Families - 2021

Cape Canaveral Space Force Station, Florida

Public Education*

2019 2021



KEY: ■ < 33.3% ■ < 66.6% ■ (Percentile):

Academic Performance Criteria

2019 2021



Graduation Rate



Student Learning Rate



School Climate Criteria



Chronic Absenteeism Rate



Suspension Rate



Service Offering Criteria



Pre-Kindergarten Availability



Student to Counselor Ratio



Student to Mental Health Support Ratio



Student to Nurse Ratio



Student to Teacher Ratio

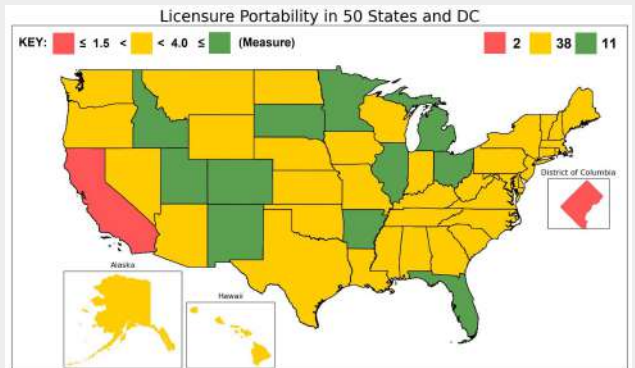


Data Source	Most Recent Survey Time Period Utilized	Date Last Updated
Department of Education - Civil Rights Data Collection District and School Data	SY 2017-2018	October 2020
Department of Education - EDFacts Graduation Rates (District and School Level)	SY 2018-2019	November 2020
Department of Education - National center for Education Statistics Common Core of Data Public Elementary/ Secondary School Universe Survey Data	SY 2019-2020	March 2021
Department of Education - National Center of Education Statistics Common Core of Data (School Search)	SY 2018-19 School Details and Enrollment Characteristics SY 2019-20 School Directory Information	April 2020 July 2020
Center for Education Policy Analysis: Stanford Education Data Archive (SEDA)	SY 2008-2009 through SY 2017-2018	February 2021

* Public Education is Compiled using 60% Academic Performance, 20% School Climate, and 20% Service Offering.

Licensure Portability

2019 2021



Accounting



Cosmetology



EMS



Engineering



Law



Nursing



Physical Therapy



Psychology



Teaching



Other Professions



Data Source	Most Recent Survey Time Period Utilized	Date Last Updated
State Laws, State Executive Orders, State Bar and Supreme Court Rules (Licensure)	Through Dec. 2021	Dec. 31, 2021

Areas Requiring Additional Support

Public Education

Student to Nurse



Growth Measure



Mental Health Support



Support of Military Families - 2021

Cape Canaveral Space Force Station, Florida

Education and Licensure Assessment Narrative

Public Education:

(This assessment is a comparative analysis using colors to graphically display results for all criteria and categories. The colors are assigned using percentiles, divided into thirds, to provide information about a location's relative position compared to all other Department of the Air Force installations assessed)

- Cape Canaveral Space Force Station, Florida received an overall red rating for public education as it fell within the bottom 33 percent of all Air Force installations assessed

- The areas with the lowest relative ranking which require additional state/community support include Student to Nurse Ratio, Growth Measure, and Student to Mental Health Professional Ratio

- Change from 2019: Cape Canaveral Space Force Station, Florida's overall education rating did not shift from 2019.

Licensure Portability:

- The State of Florida received an overall green assessment for licensure portability indicating State statutes (primarily West's F.S.A. § 455.02) are effective in removing barriers to licensure and certification portability. Military spouses can easily transfer professional licenses and certificates from other states and sustain their careers. All occupations were assessed green

- If you have additional information or recently made changes to your State's licensure statutes, you can send the updated information to SAF.MRR.Workflow@us.af.mil for consideration and potential changes to the assessment.

- Change from 2019: No change from the 2019 assessment and no changes to the state's statute

Additional Notes:

- The education assessment cross references zip codes within the Military Housing Area (MHA) with zip codes of schools in the surrounding districts. Those school districts with zip codes that fall within the MHA of an installation are included in the analysis. In some locations, school district composition may have changed slightly due to the use of updated District IDs obtained from the Department of Education

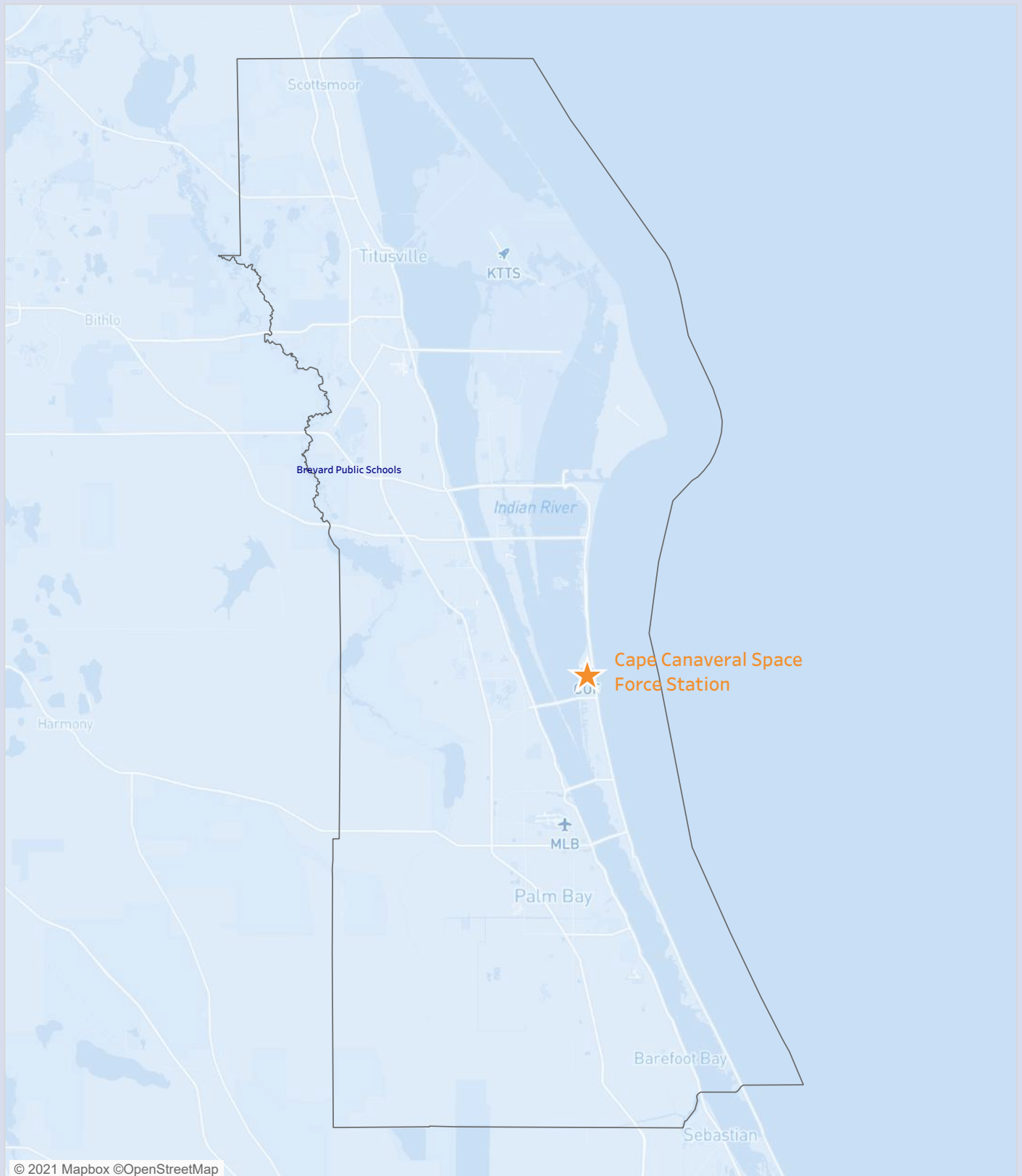
- Graduation rates reflect a 4-year graduation, which was determined to be the expectation of Airmen, Guardians, and their families due to frequency of relocation

- The licensure assessment uses a checklist of licensure rules that states should have, and that they should avoid. For example, having a compact or temporary licensing rule and NOT having supervisory requirements are checklist items that lead to green. The Department of the Air Force reviewed state policies and programs intended to eliminate barriers to license portability for military spouses that were in effect as of 31 Dec. 2021

For additional information on Education and Licensure assessment criteria, methodology and data sources, please see the Support of Military Families Background Information provided at www.af.mil under the Support to Families banner. All questions and feedback should be directed to SAF.MRR.Workflow@us.af.mil.

Cape Canaveral Space Force Station, Florida

School Districts Map

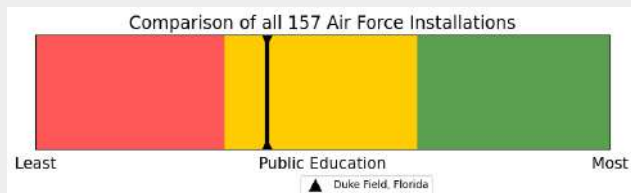


Support of Military Families - 2021

Duke Field, Florida

Public Education*

2019 2021



KEY: ■ < 33.3% ≤ ■ < 66.6% ≤ ■ (Percentile):

Academic Performance Criteria

2019 2021



Graduation Rate



Student Learning Rate



School Climate Criteria



Chronic Absenteeism Rate



Suspension Rate



Service Offering Criteria



Pre-Kindergarten Availability



Student to Counselor Ratio



Student to Mental Health Support Ratio



Student to Nurse Ratio



Student to Teacher Ratio

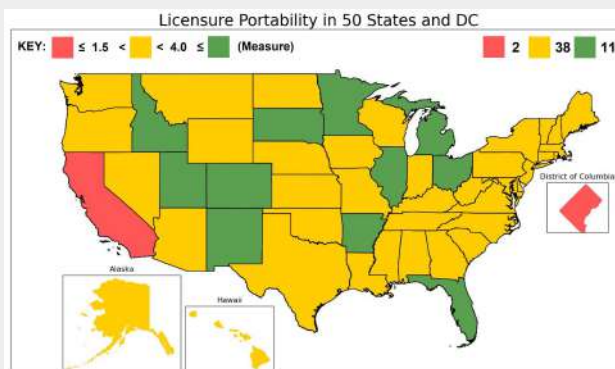


Data Source	Most Recent Survey Time Period Utilized	Date Last Updated
Department of Education - Civil Rights Data Collection District and School Data	SY 2017-2018	October 2020
Department of Education - EDFacts Graduation Rates (District and School Level)	SY 2018-2019	November 2020
Department of Education - National center for Education Statistics Common Core of Data Public Elementary/ Secondary School Universe Survey Data	SY 2019-2020	March 2021
Department of Education - National Center of Education Statistics Common Core of Data (School Search)	SY 2018-19 School Details and Enrollment Characteristics SY 2019-20 School Directory Information	April 2020 July 2020
Center for Education Policy Analysis: Stanford Education Data Archive (SEDA)	SY 2008-2009 through SY 2017-2018	February 2021

* Public Education is Compiled using 60% Academic Performance, 20% School Climate, and 20% Service Offering.

Licensure Portability

2019 2021



Accounting



Cosmetology



EMS



Engineering



Law



Nursing



Physical Therapy



Psychology



Teaching



Other Professions



Data Source	Most Recent Survey Time Period Utilized	Date Last Updated
State Laws, State Executive Orders, State Bar and Supreme Court Rules (Licensure)	Through Dec. 2021	Dec. 31, 2021

Areas Requiring Additional Support

Public Education

Mental Health Support



Student to Nurse



Growth Measure



Support of Military Families - 2021

Duke Field, Florida

Education and Licensure Assessment Narrative

Public Education:

(This assessment is a comparative analysis using colors to graphically display results for all criteria and categories. The colors are assigned using percentiles, divided into thirds, to provide information about a location's relative position compared to all other Department of the Air Force installations assessed)

- Duke Field, Florida received an overall yellow rating for public education as it fell within the middle 33 percent of all Air Force installations assessed

- The areas with the lowest relative ranking which require additional state/community support include Student to Mental Health Professional Ratio, Student to Nurse Ratio, and Growth Measure

- Change from 2019: Duke Field, Florida's overall education rating changed from red to yellow from 2019.

Licensure Portability:

- The State of Florida received an overall green assessment for licensure portability indicating State statutes (primarily West's F.S.A. § 455.02) are effective in removing barriers to licensure and certification portability. Military spouses can easily transfer professional licenses and certificates from other states and sustain their careers. All occupations were assessed green

- If you have additional information or recently made changes to your State's licensure statutes, you can send the updated information to SAF.MRR.Workflow@us.af.mil for consideration and potential changes to the assessment.

- Change from 2019: No change from the 2019 assessment and no changes to the state's statute

Additional Notes:

- The education assessment cross references zip codes within the Military Housing Area (MHA) with zip codes of schools in the surrounding districts. Those school districts with zip codes that fall within the MHA of an installation are included in the analysis. In some locations, school district composition may have changed slightly due to the use of updated District IDs obtained from the Department of Education

- Graduation rates reflect a 4-year graduation, which was determined to be the expectation of Airmen, Guardians, and their families due to frequency of relocation

- The licensure assessment uses a checklist of licensure rules that states should have, and that they should avoid. For example, having a compact or temporary licensing rule and NOT having supervisory requirements are checklist items that lead to green. The Department of the Air Force reviewed state policies and programs intended to eliminate barriers to license portability for military spouses that were in effect as of 31 Dec. 2021

For additional information on Education and Licensure assessment criteria, methodology and data sources, please see the Support of Military Families Background Information provided at www.af.mil under the Support to Families banner. All questions and feedback should be directed to SAF.MRR.Workflow@us.af.mil.

Duke Field, Florida

School Districts Map

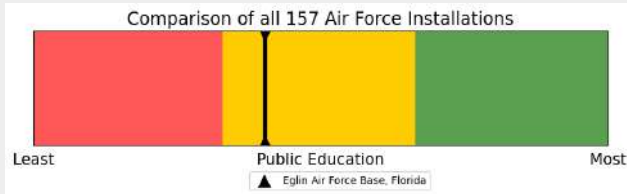


Support of Military Families - 2021

Eglin Air Force Base, Florida

Public Education*

2019 2021



KEY: ■ < 33.3% ≤ ■ < 66.6% ≤ ■ (Percentile):

Academic Performance Criteria

2019 2021



Graduation Rate



Student Learning Rate



School Climate Criteria



Chronic Absenteeism Rate



Suspension Rate



Service Offering Criteria



Pre-Kindergarten Availability



Student to Counselor Ratio



Student to Mental Health Support Ratio



Student to Nurse Ratio



Student to Teacher Ratio

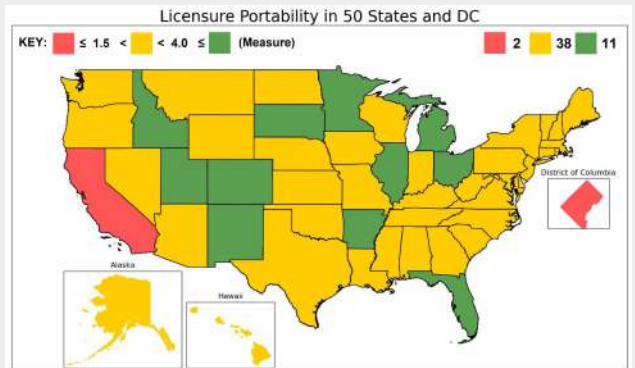


Data Source	Most Recent Survey Time Period Utilized	Date Last Updated
Department of Education - Civil Rights Data Collection District and School Data	SY 2017-2018	October 2020
Department of Education - EDFacts Graduation Rates (District and School Level)	SY 2018-2019	November 2020
Department of Education - National center for Education Statistics Common Core of Data Public Elementary/ Secondary School Universe Survey Data	SY 2019-2020	March 2021
Department of Education - National Center of Education Statistics Common Core of Data (School Search)	SY 2018-19 School Details and Enrollment Characteristics SY 2019-20 School Directory Information	April 2020 July 2020
Center for Education Policy Analysis: Stanford Education Data Archive (SEDA)	SY 2008-2009 through SY 2017-2018	February 2021

* Public Education is Compiled using 60% Academic Performance, 20% School Climate, and 20% Service Offering.

Licensure Portability

2019 2021



Accounting



Cosmetology



EMS



Engineering



Law



Nursing



Physical Therapy



Psychology



Teaching



Other Professions



Data Source	Most Recent Survey Time Period Utilized	Date Last Updated
State Laws, State Executive Orders, State Bar and Supreme Court Rules (Licensure)	Through Dec. 2021	Dec. 31, 2021

Areas Requiring Additional Support

Public Education

Mental Health Support



Student to Nurse



Growth Measure



Support of Military Families - 2021

Eglin Air Force Base, Florida

Education and Licensure Assessment Narrative

Public Education:

(This assessment is a comparative analysis using colors to graphically display results for all criteria and categories. The colors are assigned using percentiles, divided into thirds, to provide information about a location's relative position compared to all other Department of the Air Force installations assessed)

- Eglin Air Force Base, Florida received an overall yellow rating for public education as it fell within the middle 33 percent of all Air Force installations assessed

- The areas with the lowest relative ranking which require additional state/community support include Student to Mental Health Professional Ratio, Student to Nurse Ratio, and Growth Measure

- Change from 2019: Eglin Air Force Base, Florida's overall education rating changed from red to yellow from 2019.

Licensure Portability:

- The State of Florida received an overall green assessment for licensure portability indicating State statutes (primarily West's F.S.A. § 455.02) are effective in removing barriers to licensure and certification portability. Military spouses can easily transfer professional licenses and certificates from other states and sustain their careers. All occupations were assessed green

- If you have additional information or recently made changes to your State's licensure statutes, you can send the updated information to SAF.MRR.Workflow@us.af.mil for consideration and potential changes to the assessment.

- Change from 2019: No change from the 2019 assessment and no changes to the state's statute

Additional Notes:

- The education assessment cross references zip codes within the Military Housing Area (MHA) with zip codes of schools in the surrounding districts. Those school districts with zip codes that fall within the MHA of an installation are included in the analysis. In some locations, school district composition may have changed slightly due to the use of updated District IDs obtained from the Department of Education

- Graduation rates reflect a 4-year graduation, which was determined to be the expectation of Airmen, Guardians, and their families due to frequency of relocation

- The licensure assessment uses a checklist of licensure rules that states should have, and that they should avoid. For example, having a compact or temporary licensing rule and NOT having supervisory requirements are checklist items that lead to green. The Department of the Air Force reviewed state policies and programs intended to eliminate barriers to license portability for military spouses that were in effect as of 31 Dec. 2021

For additional information on Education and Licensure assessment criteria, methodology and data sources, please see the Support of Military Families Background Information provided at www.af.mil under the Support to Families banner. All questions and feedback should be directed to SAF.MRR.Workflow@us.af.mil.

Eglin Air Force Base, Florida

School Districts Map

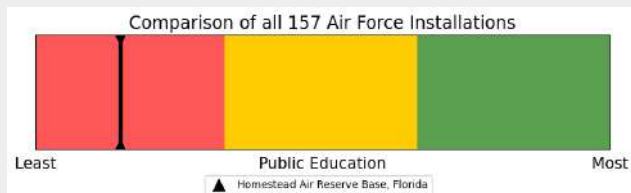


Support of Military Families - 2021

Homestead Air Reserve Base, Florida

Public Education*

2019 2021



KEY: ■ < 33.3% ■ < 66.6% ■ (Percentile):

Academic Performance Criteria

2019 2021



Graduation Rate



Student Learning Rate



School Climate Criteria



Chronic Absenteeism Rate



Suspension Rate



Service Offering Criteria



Pre-Kindergarten Availability



Student to Counselor Ratio



Student to Mental Health Support Ratio



Student to Nurse Ratio



Student to Teacher Ratio

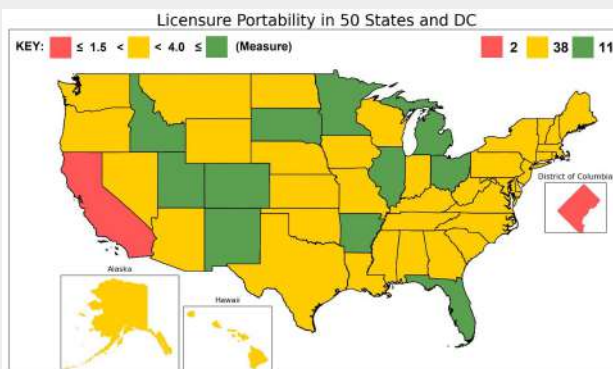


Data Source	Most Recent Survey Time Period Utilized	Date Last Updated
Department of Education - Civil Rights Data Collection District and School Data	SY 2017-2018	October 2020
Department of Education - EDFacts Graduation Rates (District and School Level)	SY 2018-2019	November 2020
Department of Education - National center for Education Statistics Common Core of Data Public Elementary/ Secondary School Universe Survey Data	SY 2019-2020	March 2021
Department of Education - National Center of Education Statistics Common Core of Data (School Search)	SY 2018-19 School Details and Enrollment Characteristics SY 2019-20 School Directory Information	April 2020 July 2020
Center for Education Policy Analysis: Stanford Education Data Archive (SEDA)	SY 2008-2009 through SY 2017-2018	February 2021

* Public Education is Compiled using 60% Academic Performance, 20% School Climate, and 20% Service Offering.

Licensure Portability

2019 2021



Accounting



Cosmetology



EMS



Engineering



Law



Nursing



Physical Therapy



Psychology



Teaching



Other Professions



Data Source	Most Recent Survey Time Period Utilized	Date Last Updated
State Laws, State Executive Orders, State Bar and Supreme Court Rules (Licensure)	Through Dec. 2021	Dec. 31, 2021

Areas Requiring Additional Support

Public Education

Growth Measure



Mental Health Support



Student to Nurse



Support of Military Families - 2021

Homestead Air Reserve Base, Florida

Education and Licensure Assessment Narrative

Public Education:

(This assessment is a comparative analysis using colors to graphically display results for all criteria and categories. The colors are assigned using percentiles, divided into thirds, to provide information about a location's relative position compared to all other Department of the Air Force installations assessed)

- Homestead Air Reserve Base, Florida received an overall red rating for public education as it fell within the bottom 33 percent of all Air Force installations assessed

- The areas with the lowest relative ranking which require additional state/community support include Growth Measure, Student to Mental Health Professional Ratio, and Student to Nurse Ratio

- Change from 2019: Homestead Air Reserve Base, Florida's overall education rating did not shift from 2019.

Licensure Portability:

- The State of Florida received an overall green assessment for licensure portability indicating State statutes (primarily West's F.S.A. § 455.02) are effective in removing barriers to licensure and certification portability. Military spouses can easily transfer professional licenses and certificates from other states and sustain their careers. All occupations were assessed green

- If you have additional information or recently made changes to your State's licensure statutes, you can send the updated information to SAF.MRR.Workflow@us.af.mil for consideration and potential changes to the assessment.

- Change from 2019: No change from the 2019 assessment and no changes to the state's statute

Additional Notes:

- The education assessment cross references zip codes within the Military Housing Area (MHA) with zip codes of schools in the surrounding districts. Those school districts with zip codes that fall within the MHA of an installation are included in the analysis. In some locations, school district composition may have changed slightly due to the use of updated District IDs obtained from the Department of Education

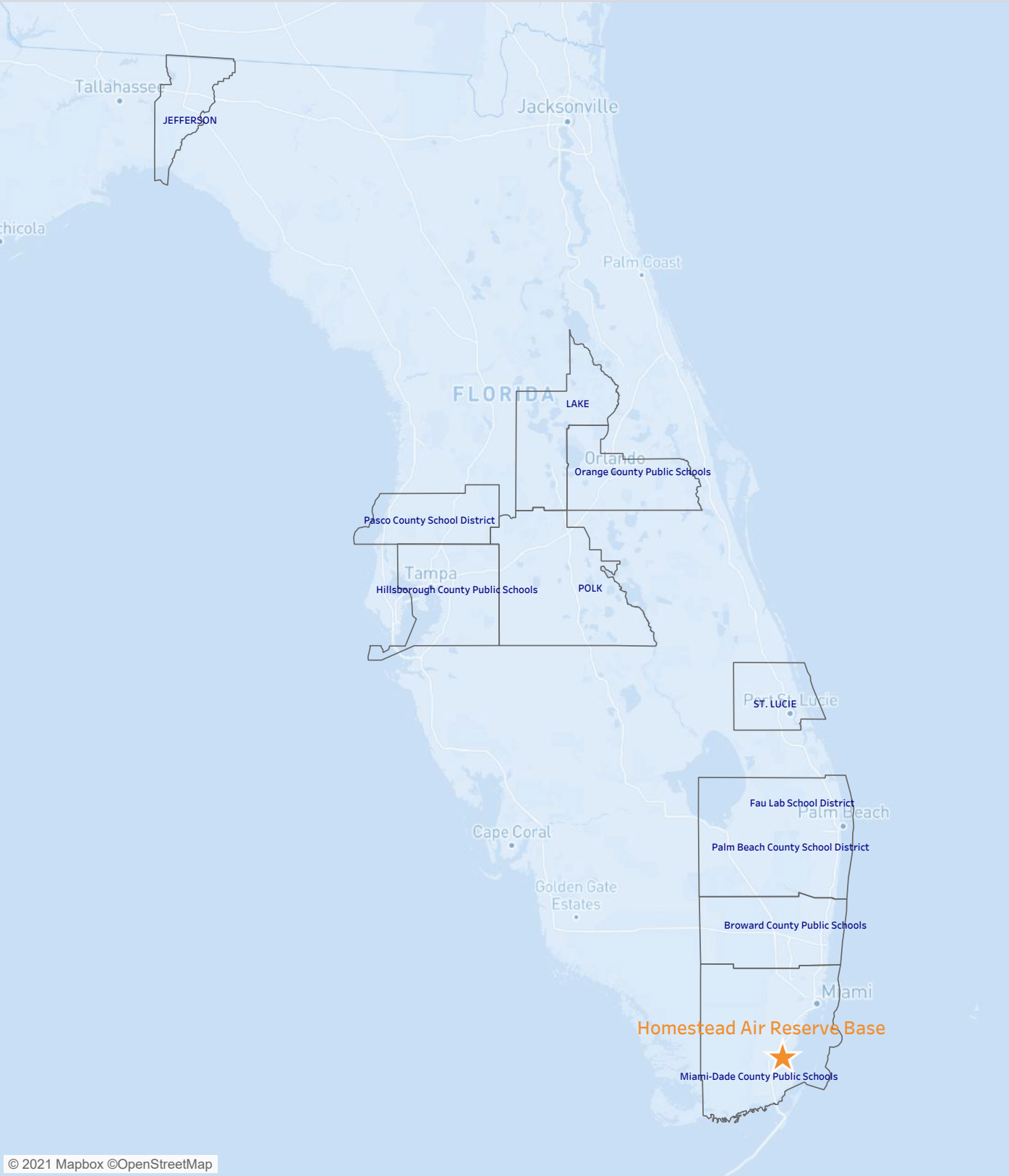
- Graduation rates reflect a 4-year graduation, which was determined to be the expectation of Airmen, Guardians, and their families due to frequency of relocation

- The licensure assessment uses a checklist of licensure rules that states should have, and that they should avoid. For example, having a compact or temporary licensing rule and NOT having supervisory requirements are checklist items that lead to green. The Department of the Air Force reviewed state policies and programs intended to eliminate barriers to license portability for military spouses that were in effect as of 31 Dec. 2021

For additional information on Education and Licensure assessment criteria, methodology and data sources, please see the Support of Military Families Background Information provided at www.af.mil under the Support to Families banner. All questions and feedback should be directed to SAF.MRR.Workflow@us.af.mil.

Homestead Air Reserve Base, Florida

School Districts Map

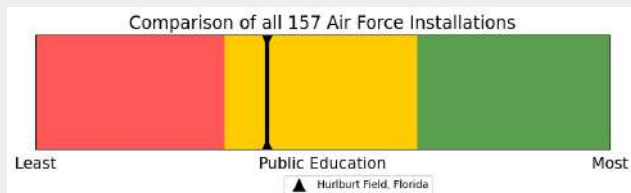


Support of Military Families - 2021

Hurlburt Field, Florida

Public Education*

2019 2021



KEY: ■ < 33.3% ≤ ■ < 66.6% ≤ ■ (Percentile):

Academic Performance Criteria

2019 2021



Graduation Rate



Student Learning Rate



School Climate Criteria



Chronic Absenteeism Rate



Suspension Rate



Service Offering Criteria



Pre-Kindergarten Availability



Student to Counselor Ratio



Student to Mental Health Support Ratio



Student to Nurse Ratio



Student to Teacher Ratio

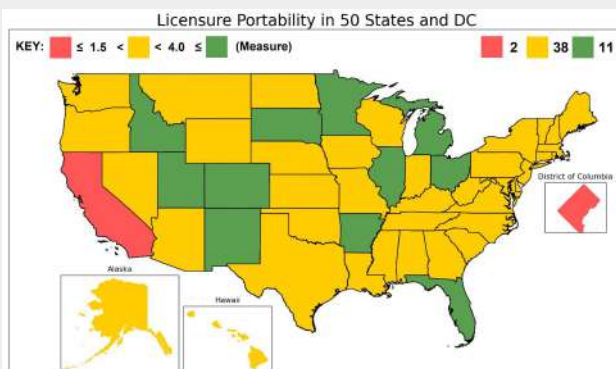


Data Source	Most Recent Survey Time Period Utilized	Date Last Updated
Department of Education - Civil Rights Data Collection District and School Data	SY 2017-2018	October 2020
Department of Education - EDFacts Graduation Rates (District and School Level)	SY 2018-2019	November 2020
Department of Education - National center for Education Statistics Common Core of Data Public Elementary/ Secondary School Universe Survey Data	SY 2019-2020	March 2021
Department of Education - National Center of Education Statistics Common Core of Data (School Search)	SY 2018-19 School Details and Enrollment Characteristics SY 2019-20 School Directory Information	April 2020 July 2020
Center for Education Policy Analysis: Stanford Education Data Archive (SEDA)	SY 2008-2009 through SY 2017-2018	February 2021

* Public Education is Compiled using 60% Academic Performance, 20% School Climate, and 20% Service Offering.

Licensure Portability

2019 2021



Accounting



Cosmetology



EMS



Engineering



Law



Nursing



Physical Therapy



Psychology



Teaching



Other Professions



Data Source	Most Recent Survey Time Period Utilized	Date Last Updated
State Laws, State Executive Orders, State Bar and Supreme Court Rules (Licensure)	Through Dec. 2021	Dec. 31, 2021

Areas Requiring Additional Support

Public Education

Mental Health Support



Student to Nurse



Growth Measure



Support of Military Families - 2021

Hurlburt Field, Florida

Education and Licensure Assessment Narrative

Public Education:

(This assessment is a comparative analysis using colors to graphically display results for all criteria and categories. The colors are assigned using percentiles, divided into thirds, to provide information about a location's relative position compared to all other Department of the Air Force installations assessed)

- Hurlburt Field, Florida received an overall yellow rating for public education as it fell within the middle 33 percent of all Air Force installations assessed

- The areas with the lowest relative ranking which require additional state/community support include Student to Mental Health Professional Ratio, Student to Nurse Ratio, and Growth Measure

- Change from 2019: Hurlburt Field, Florida's overall education rating changed from red to yellow from 2019.

Licensure Portability:

- The State of Florida received an overall green assessment for licensure portability indicating State statutes (primarily West's F.S.A. § 455.02) are effective in removing barriers to licensure and certification portability. Military spouses can easily transfer professional licenses and certificates from other states and sustain their careers. All occupations were assessed green

- If you have additional information or recently made changes to your State's licensure statutes, you can send the updated information to SAF.MRR.Workflow@us.af.mil for consideration and potential changes to the assessment.

- Change from 2019: No change from the 2019 assessment and no changes to the state's statute

Additional Notes:

- The education assessment cross references zip codes within the Military Housing Area (MHA) with zip codes of schools in the surrounding districts. Those school districts with zip codes that fall within the MHA of an installation are included in the analysis. In some locations, school district composition may have changed slightly due to the use of updated District IDs obtained from the Department of Education

- Graduation rates reflect a 4-year graduation, which was determined to be the expectation of Airmen, Guardians, and their families due to frequency of relocation

- The licensure assessment uses a checklist of licensure rules that states should have, and that they should avoid. For example, having a compact or temporary licensing rule and NOT having supervisory requirements are checklist items that lead to green. The Department of the Air Force reviewed state policies and programs intended to eliminate barriers to license portability for military spouses that were in effect as of 31 Dec. 2021

For additional information on Education and Licensure assessment criteria, methodology and data sources, please see the Support of Military Families Background Information provided at www.af.mil under the Support to Families banner. All questions and feedback should be directed to SAF.MRR.Workflow@us.af.mil.

Hurlburt Field, Florida

School Districts Map



Support of Military Families - 2021

Jacksonville Air National Guard Base, Florida

Public Education*

2019 2021



KEY: ■ < 33.3% ■ < 66.6% ■ (Percentile):

Academic Performance Criteria

2019 2021



Graduation Rate



Student Learning Rate



School Climate Criteria



Chronic Absenteeism Rate



Suspension Rate



Service Offering Criteria



Pre-Kindergarten Availability



Student to Counselor Ratio



Student to Mental Health Support Ratio



Student to Nurse Ratio



Student to Teacher Ratio

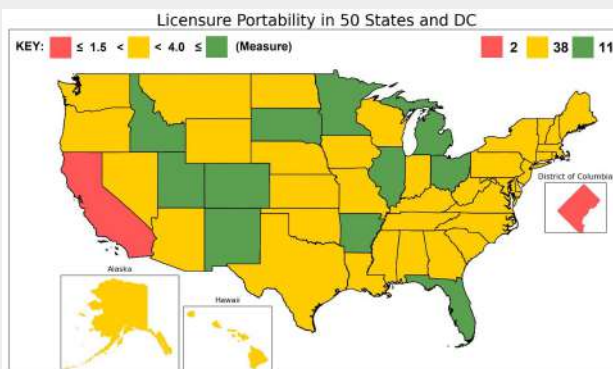


Data Source	Most Recent Survey Time Period Utilized	Date Last Updated
Department of Education - Civil Rights Data Collection District and School Data	SY 2017-2018	October 2020
Department of Education - EDFacts Graduation Rates (District and School Level)	SY 2018-2019	November 2020
Department of Education - National center for Education Statistics Common Core of Data Public Elementary/ Secondary School Universe Survey Data	SY 2019-2020	March 2021
Department of Education - National Center of Education Statistics Common Core of Data (School Search)	SY 2018-19 School Details and Enrollment Characteristics SY 2019-20 School Directory Information	April 2020 July 2020
Center for Education Policy Analysis: Stanford Education Data Archive (SEDA)	SY 2008-2009 through SY 2017-2018	February 2021

* Public Education is Compiled using 60% Academic Performance, 20% School Climate, and 20% Service Offering.

Licensure Portability

2019 2021



Accounting



Cosmetology



EMS



Engineering



Law



Nursing



Physical Therapy



Psychology



Teaching



Other Professions



Data Source	Most Recent Survey Time Period Utilized	Date Last Updated
State Laws, State Executive Orders, State Bar and Supreme Court Rules (Licensure)	Through Dec. 2021	Dec. 31, 2021

Areas Requiring Additional Support

Public Education

Growth Measure



Mental Health Support



Suspension Rate



Support of Military Families - 2021

Jacksonville Air National Guard Base, Florida

Education and Licensure Assessment Narrative

Public Education:

(This assessment is a comparative analysis using colors to graphically display results for all criteria and categories. The colors are assigned using percentiles, divided into thirds, to provide information about a location's relative position compared to all other Department of the Air Force installations assessed)

- Jacksonville Air National Guard Base, Florida received an overall red rating for public education as it fell within the bottom 33 percent of all Air Force installations assessed

- The areas with the lowest relative ranking which require additional state/community support include Growth Measure, Student to Mental Health Professional Ratio, and Suspension Rate

- Change from 2019: Jacksonville Air National Guard Base, Florida's overall education rating did not shift from 2019.

Licensure Portability:

- The State of Florida received an overall green assessment for licensure portability indicating State statutes (primarily West's F.S.A. § 455.02) are effective in removing barriers to licensure and certification portability. Military spouses can easily transfer professional licenses and certificates from other states and sustain their careers. All occupations were assessed green

- If you have additional information or recently made changes to your State's licensure statutes, you can send the updated information to SAF.MRR.Workflow@us.af.mil for consideration and potential changes to the assessment.

- Change from 2019: No change from the 2019 assessment and no changes to the state's statute

Additional Notes:

- The education assessment cross references zip codes within the Military Housing Area (MHA) with zip codes of schools in the surrounding districts. Those school districts with zip codes that fall within the MHA of an installation are included in the analysis. In some locations, school district composition may have changed slightly due to the use of updated District IDs obtained from the Department of Education

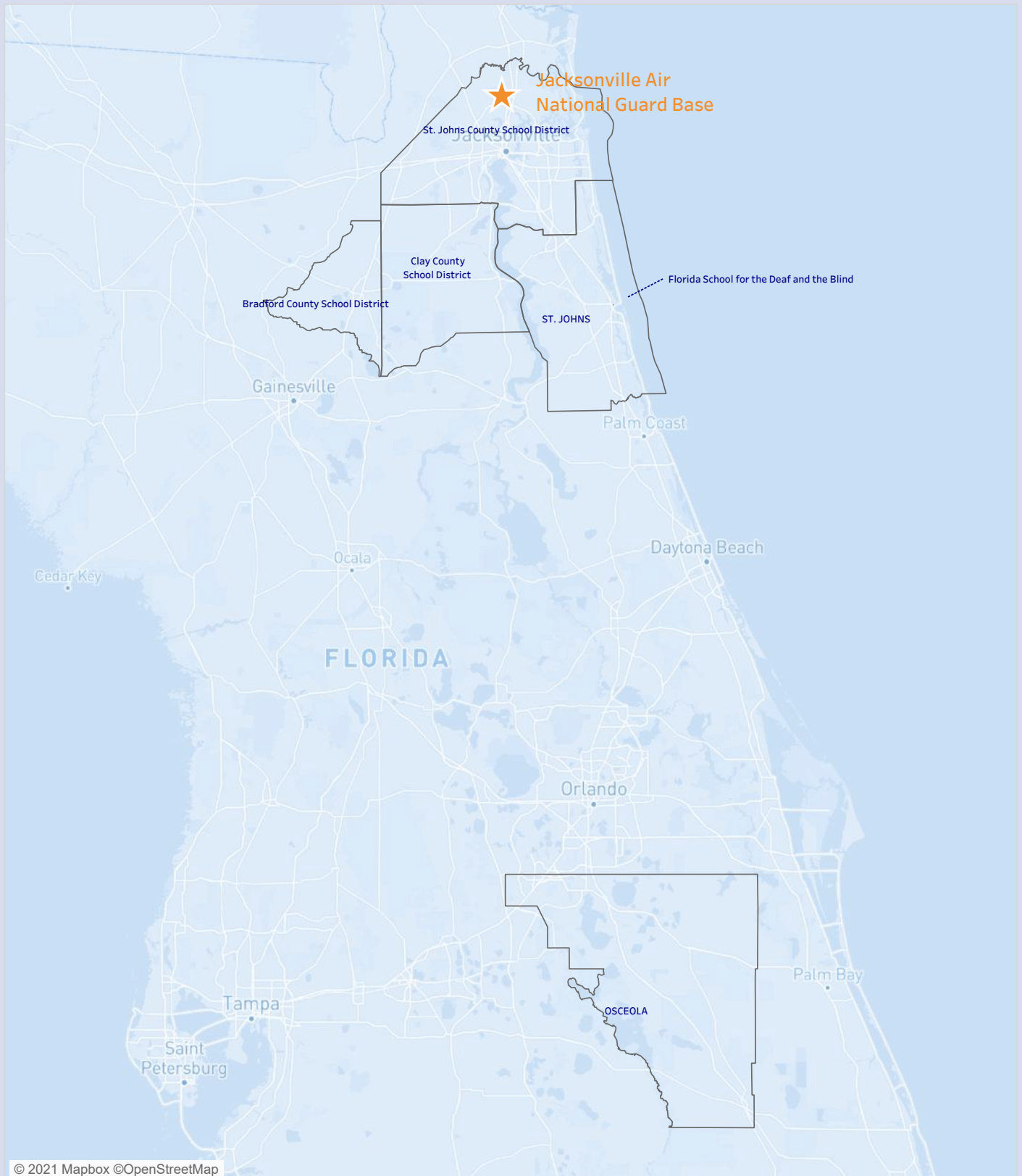
- Graduation rates reflect a 4-year graduation, which was determined to be the expectation of Airmen, Guardians, and their families due to frequency of relocation

- The licensure assessment uses a checklist of licensure rules that states should have, and that they should avoid. For example, having a compact or temporary licensing rule and NOT having supervisory requirements are checklist items that lead to green. The Department of the Air Force reviewed state policies and programs intended to eliminate barriers to license portability for military spouses that were in effect as of 31 Dec. 2021

For additional information on Education and Licensure assessment criteria, methodology and data sources, please see the Support of Military Families Background Information provided at www.af.mil under the Support to Families banner. All questions and feedback should be directed to SAF.MRR.Workflow@us.af.mil.

Jacksonville Air National Guard Base, Florida

School Districts Map



Support of Military Families - 2021

MacDill Air Force Base, Florida

Public Education*

2019 2021



KEY: ■ < 33.3% ■ < 66.6% ■ (Percentile):

Academic Performance Criteria

2019 2021



Graduation Rate



Student Learning Rate



School Climate Criteria



Chronic Absenteeism Rate



Suspension Rate



Service Offering Criteria



Pre-Kindergarten Availability



Student to Counselor Ratio



Student to Mental Health Support Ratio



Student to Nurse Ratio



Student to Teacher Ratio

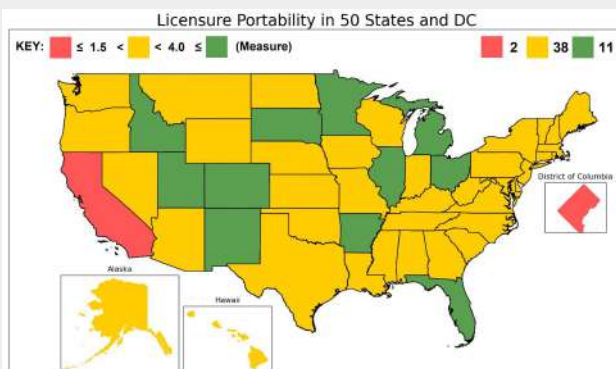


Data Source	Most Recent Survey Time Period Utilized	Date Last Updated
Department of Education - Civil Rights Data Collection District and School Data	SY 2017-2018	October 2020
Department of Education - EDFacts Graduation Rates (District and School Level)	SY 2018-2019	November 2020
Department of Education - National center for Education Statistics Common Core of Data Public Elementary/ Secondary School Universe Survey Data	SY 2019-2020	March 2021
Department of Education - National Center of Education Statistics Common Core of Data (School Search)	SY 2018-19 School Details and Enrollment Characteristics SY 2019-20 School Directory Information	April 2020 July 2020
Center for Education Policy Analysis: Stanford Education Data Archive (SEDA)	SY 2008-2009 through SY 2017-2018	February 2021

* Public Education is Compiled using 60% Academic Performance, 20% School Climate, and 20% Service Offering.

Licensure Portability

2019 2021



Accounting



Cosmetology



EMS



Engineering



Law



Nursing



Physical Therapy



Psychology



Teaching



Other Professions



Data Source	Most Recent Survey Time Period Utilized	Date Last Updated
State Laws, State Executive Orders, State Bar and Supreme Court Rules (Licensure)	Through Dec. 2021	Dec. 31, 2021

Areas Requiring Additional Support

Public Education

Growth Measure



Suspension Rate



Chronic Absenteeism



Support of Military Families - 2021

MacDill Air Force Base, Florida

Education and Licensure Assessment Narrative

Public Education:

(This assessment is a comparative analysis using colors to graphically display results for all criteria and categories. The colors are assigned using percentiles, divided into thirds, to provide information about a location's relative position compared to all other Department of the Air Force installations assessed)

- MacDill Air Force Base, Florida received an overall red rating for public education as it fell within the bottom 33 percent of all Air Force installations assessed
- The areas with the lowest relative ranking which require additional state/community support include Growth Measure, Suspension Rate, and Chronic Absenteeism Rate
- Change from 2019: MacDill Air Force Base, Florida's overall education rating did not shift from 2019.

Licensure Portability:

- The State of Florida received an overall green assessment for licensure portability indicating State statutes (primarily West's F.S.A. § 455.02) are effective in removing barriers to licensure and certification portability. Military spouses can easily transfer professional licenses and certificates from other states and sustain their careers. All occupations were assessed green
- If you have additional information or recently made changes to your State's licensure statutes, you can send the updated information to SAF.MRR.Workflow@us.af.mil for consideration and potential changes to the assessment.
- Change from 2019: No change from the 2019 assessment and no changes to the state's statute

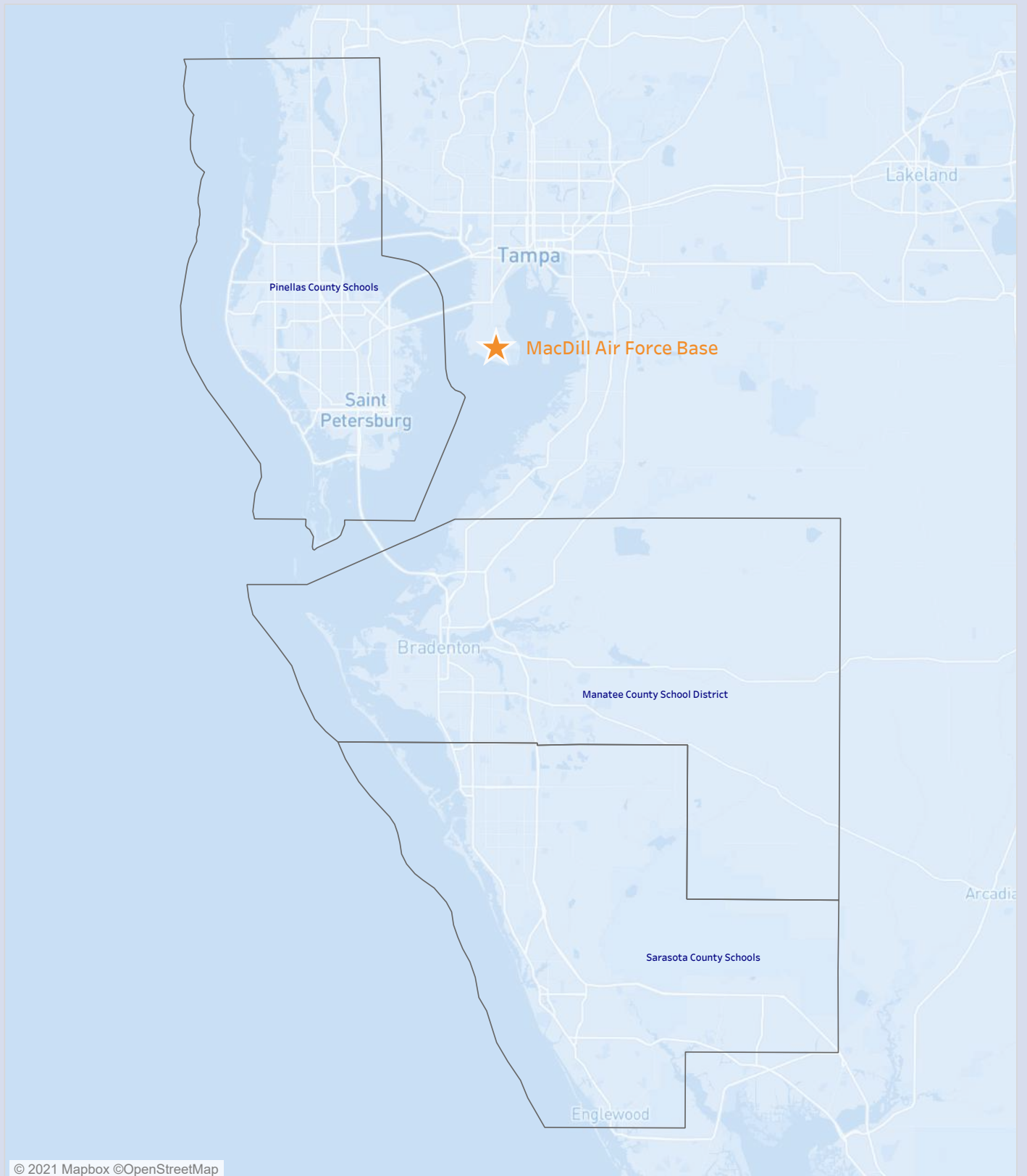
Additional Notes:

- The education assessment cross references zip codes within the Military Housing Area (MHA) with zip codes of schools in the surrounding districts. Those school districts with zip codes that fall within the MHA of an installation are included in the analysis. In some locations, school district composition may have changed slightly due to the use of updated District IDs obtained from the Department of Education
- Graduation rates reflect a 4-year graduation, which was determined to be the expectation of Airmen, Guardians, and their families due to frequency of relocation
- The licensure assessment uses a checklist of licensure rules that states should have, and that they should avoid. For example, having a compact or temporary licensing rule and NOT having supervisory requirements are checklist items that lead to green. The Department of the Air Force reviewed state policies and programs intended to eliminate barriers to license portability for military spouses that were in effect as of 31 Dec. 2021

For additional information on Education and Licensure assessment criteria, methodology and data sources, please see the Support of Military Families Background Information provided at www.af.mil under the Support to Families banner. All questions and feedback should be directed to SAF.MRR.Workflow@us.af.mil.

MacDill Air Force Base, Florida

School Districts Map

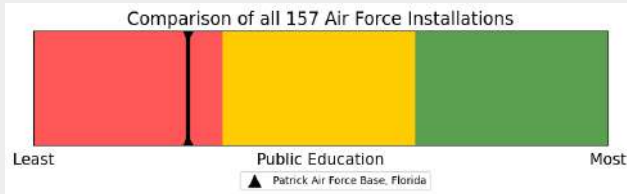


Support of Military Families - 2021

Patrick Air Force Base, Florida

Public Education*

2019 2021



KEY: ■ < 33.3% ■ < 66.6% ■ (Percentile):

Academic Performance Criteria

2019 2021



Graduation Rate



Student Learning Rate



School Climate Criteria



Chronic Absenteeism Rate



Suspension Rate



Service Offering Criteria



Pre-Kindergarten Availability



Student to Counselor Ratio



Student to Mental Health Support Ratio



Student to Nurse Ratio



Student to Teacher Ratio

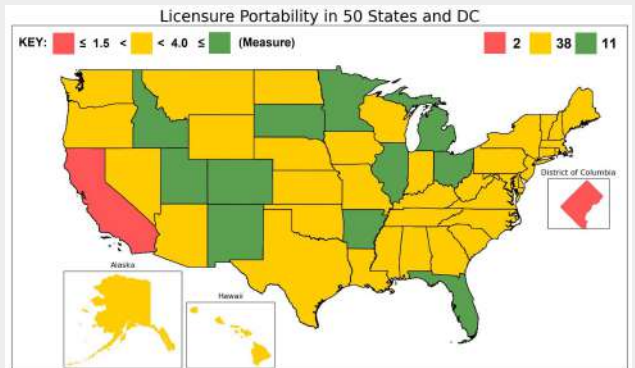


Data Source	Most Recent Survey Time Period Utilized	Date Last Updated
Department of Education - Civil Rights Data Collection District and School Data	SY 2017-2018	October 2020
Department of Education - EDFacts Graduation Rates (District and School Level)	SY 2018-2019	November 2020
Department of Education - National center for Education Statistics Common Core of Data Public Elementary/ Secondary School Universe Survey Data	SY 2019-2020	March 2021
Department of Education - National Center of Education Statistics Common Core of Data (School Search)	SY 2018-19 School Details and Enrollment Characteristics SY 2019-20 School Directory Information	April 2020 July 2020
Center for Education Policy Analysis: Stanford Education Data Archive (SEDA)	SY 2008-2009 through SY 2017-2018	February 2021

* Public Education is Compiled using 60% Academic Performance, 20% School Climate, and 20% Service Offering.

Licensure Portability

2019 2021



Accounting



Cosmetology



EMS



Engineering



Law



Nursing



Physical Therapy



Psychology



Teaching



Other Professions



Data Source	Most Recent Survey Time Period Utilized	Date Last Updated
State Laws, State Executive Orders, State Bar and Supreme Court Rules (Licensure)	Through Dec. 2021	Dec. 31, 2021

Areas Requiring Additional Support

Public Education

Student to Nurse



Growth Measure



Mental Health Support



Support of Military Families - 2021

Patrick Air Force Base, Florida

Education and Licensure Assessment Narrative

Public Education:

(This assessment is a comparative analysis using colors to graphically display results for all criteria and categories. The colors are assigned using percentiles, divided into thirds, to provide information about a location's relative position compared to all other Department of the Air Force installations assessed)

- Patrick Air Force Base, Florida received an overall red rating for public education as it fell within the bottom 33 percent of all Air Force installations assessed

- The areas with the lowest relative ranking which require additional state/community support include Student to Nurse Ratio, Growth Measure, and Student to Mental Health Professional Ratio

- Change from 2019: Patrick Air Force Base, Florida's overall education rating did not shift from 2019.

Licensure Portability:

- The State of Florida received an overall green assessment for licensure portability indicating State statutes (primarily West's F.S.A. § 455.02) are effective in removing barriers to licensure and certification portability. Military spouses can easily transfer professional licenses and certificates from other states and sustain their careers. All occupations were assessed green

- If you have additional information or recently made changes to your State's licensure statutes, you can send the updated information to SAF.MRR.Workflow@us.af.mil for consideration and potential changes to the assessment.

- Change from 2019: No change from the 2019 assessment and no changes to the state's statute

Additional Notes:

- The education assessment cross references zip codes within the Military Housing Area (MHA) with zip codes of schools in the surrounding districts. Those school districts with zip codes that fall within the MHA of an installation are included in the analysis. In some locations, school district composition may have changed slightly due to the use of updated District IDs obtained from the Department of Education

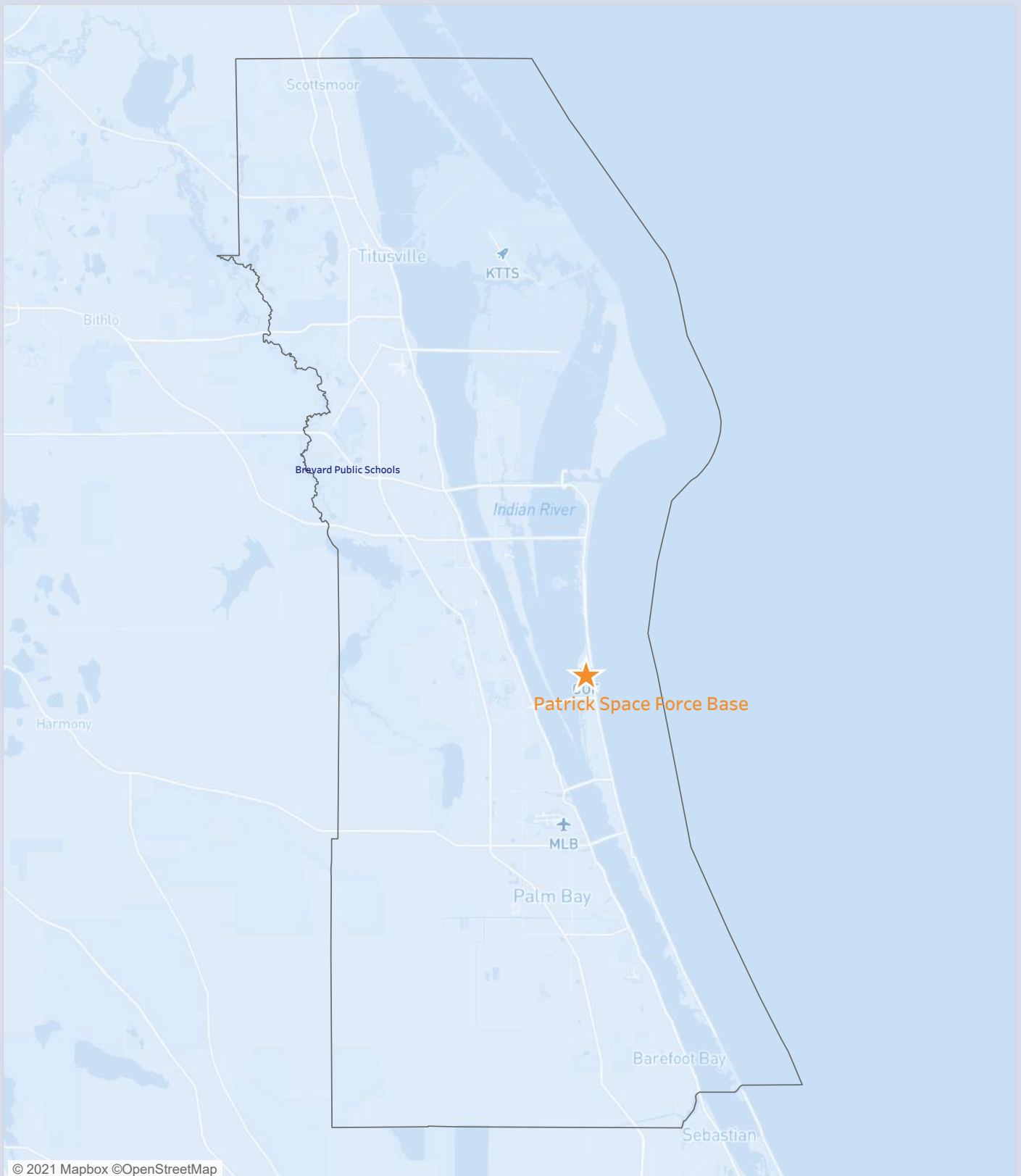
- Graduation rates reflect a 4-year graduation, which was determined to be the expectation of Airmen, Guardians, and their families due to frequency of relocation

- The licensure assessment uses a checklist of licensure rules that states should have, and that they should avoid. For example, having a compact or temporary licensing rule and NOT having supervisory requirements are checklist items that lead to green. The Department of the Air Force reviewed state policies and programs intended to eliminate barriers to license portability for military spouses that were in effect as of 31 Dec. 2021

For additional information on Education and Licensure assessment criteria, methodology and data sources, please see the Support of Military Families Background Information provided at www.af.mil under the Support to Families banner. All questions and feedback should be directed to SAF.MRR.Workflow@us.af.mil.

Patrick Space Force Base, Florida

School Districts Map



Support of Military Families - 2021

Tyndall Air Force Base, Florida

Public Education*

2019 2021



KEY: ■ < 33.3% ≤ ■ < 66.6% ≤ ■ (Percentile):

Academic Performance Criteria

2019 2021



Graduation Rate



Student Learning Rate



School Climate Criteria



Chronic Absenteeism Rate



Suspension Rate



Service Offering Criteria



Pre-Kindergarten Availability



Student to Counselor Ratio



Student to Mental Health Support Ratio



Student to Nurse Ratio



Student to Teacher Ratio

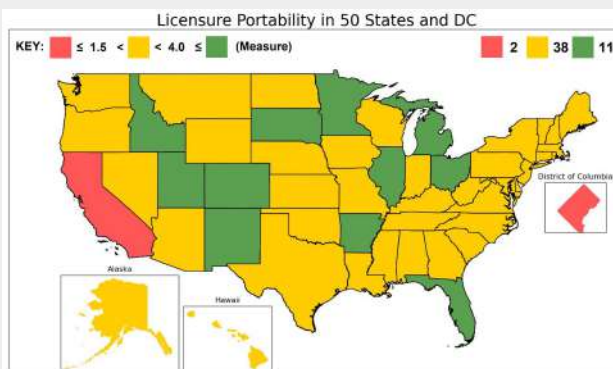


Data Source	Most Recent Survey Time Period Utilized	Date Last Updated
Department of Education - Civil Rights Data Collection District and School Data	SY 2017-2018	October 2020
Department of Education - EDFacts Graduation Rates (District and School Level)	SY 2018-2019	November 2020
Department of Education - National center for Education Statistics Common Core of Data Public Elementary/ Secondary School Universe Survey Data	SY 2019-2020	March 2021
Department of Education - National Center of Education Statistics Common Core of Data (School Search)	SY 2018-19 School Details and Enrollment Characteristics SY 2019-20 School Directory Information	April 2020 July 2020
Center for Education Policy Analysis: Stanford Education Data Archive (SEDA)	SY 2008-2009 through SY 2017-2018	February 2021

* Public Education is Compiled using 60% Academic Performance, 20% School Climate, and 20% Service Offering.

Licensure Portability

2019 2021



Accounting



Cosmetology



EMS



Engineering



Law



Nursing



Physical Therapy



Psychology



Teaching



Other Professions



Data Source	Most Recent Survey Time Period Utilized	Date Last Updated
State Laws, State Executive Orders, State Bar and Supreme Court Rules (Licensure)	Through Dec. 2021	Dec. 31, 2021

Areas Requiring Additional Support

Public Education

Growth Measure



Suspension Rate



Chronic Absenteeism



Support of Military Families - 2021

Tyndall Air Force Base, Florida

Education and Licensure Assessment Narrative

Public Education:

(This assessment is a comparative analysis using colors to graphically display results for all criteria and categories. The colors are assigned using percentiles, divided into thirds, to provide information about a location's relative position compared to all other Department of the Air Force installations assessed)

- Tyndall Air Force Base, Florida received an overall red rating for public education as it fell within the bottom 33 percent of all Air Force installations assessed
- The areas with the lowest relative ranking which require additional state/community support include Growth Measure, Suspension Rate, and Chronic Absenteeism Rate
- Change from 2019: Tyndall Air Force Base, Florida's overall education rating did not shift from 2019.

Licensure Portability:

- The State of Florida received an overall green assessment for licensure portability indicating State statutes (primarily West's F.S.A. § 455.02) are effective in removing barriers to licensure and certification portability. Military spouses can easily transfer professional licenses and certificates from other states and sustain their careers. All occupations were assessed green
- If you have additional information or recently made changes to your State's licensure statutes, you can send the updated information to SAF.MRR.Workflow@us.af.mil for consideration and potential changes to the assessment.
- Change from 2019: No change from the 2019 assessment and no changes to the state's statute

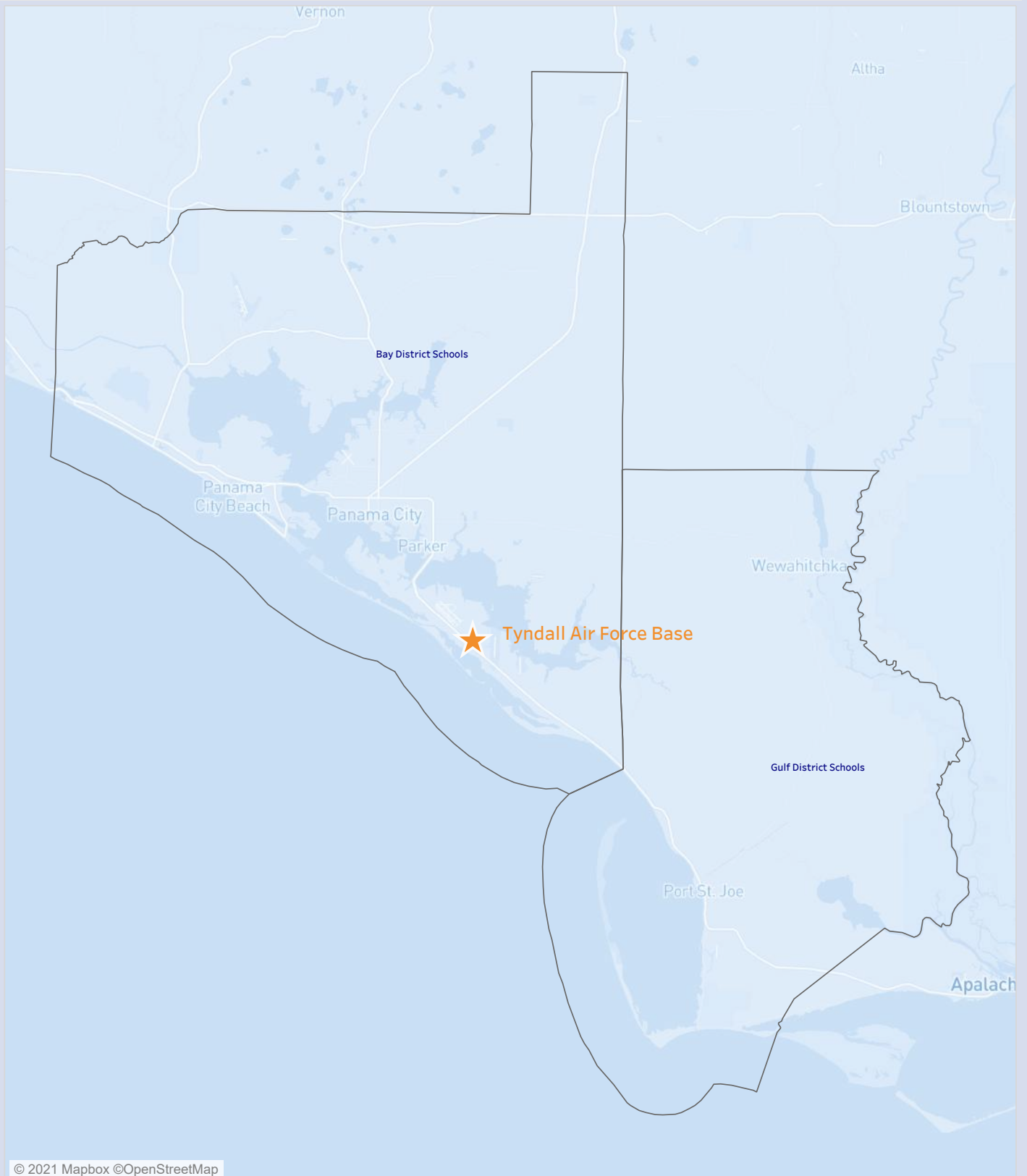
Additional Notes:

- The education assessment cross references zip codes within the Military Housing Area (MHA) with zip codes of schools in the surrounding districts. Those school districts with zip codes that fall within the MHA of an installation are included in the analysis. In some locations, school district composition may have changed slightly due to the use of updated District IDs obtained from the Department of Education
- Graduation rates reflect a 4-year graduation, which was determined to be the expectation of Airmen, Guardians, and their families due to frequency of relocation
- The licensure assessment uses a checklist of licensure rules that states should have, and that they should avoid. For example, having a compact or temporary licensing rule and NOT having supervisory requirements are checklist items that lead to green. The Department of the Air Force reviewed state policies and programs intended to eliminate barriers to license portability for military spouses that were in effect as of 31 Dec. 2021

For additional information on Education and Licensure assessment criteria, methodology and data sources, please see the Support of Military Families Background Information provided at www.af.mil under the Support to Families banner. All questions and feedback should be directed to SAF.MRR.Workflow@us.af.mil.

Tyndall Air Force Base, Florida

School Districts Map



Support of Military Families - 2021

Dobbins Air Reserve Base, Georgia

Public Education*

2019 2021



KEY: ■ < 33.3% ■ < 66.6% ■ (Percentile):

Academic Performance Criteria

2019 2021



Graduation Rate



Student Learning Rate



School Climate Criteria



Chronic Absenteeism Rate



Suspension Rate



Service Offering Criteria



Pre-Kindergarten Availability



Student to Counselor Ratio



Student to Mental Health Support Ratio



Student to Nurse Ratio



Student to Teacher Ratio



Data Source	Most Recent Survey Time Period Utilized	Date Last Updated
Department of Education - Civil Rights Data Collection District and School Data	SY 2017-2018	October 2020
Department of Education - EDFacts Graduation Rates (District and School Level)	SY 2018-2019	November 2020
Department of Education - National center for Education Statistics Common Core of Data Public Elementary/ Secondary School Universe Survey Data	SY 2019-2020	March 2021
Department of Education - National Center of Education Statistics Common Core of Data (School Search)	SY 2018-19 School Details and Enrollment Characteristics SY 2019-20 School Directory Information	April 2020 July 2020
Center for Education Policy Analysis: Stanford Education Data Archive (SEDA)	SY 2008-2009 through SY 2017-2018	February 2021

* Public Education is Compiled using 60% Academic Performance, 20% School Climate, and 20% Service Offering.

Licensure Portability

2019 2021



Accounting



Cosmetology



EMS



Engineering



Law



Nursing



Physical Therapy



Psychology



Teaching



Other Professions



Data Source	Most Recent Survey Time Period Utilized	Date Last Updated
State Laws, State Executive Orders, State Bar and Supreme Court Rules (Licensure)	Through Dec. 2021	Dec. 31, 2021

Areas Requiring Additional Support

Public Education

Graduation Rates



Student to Counselor



Suspension Rate



Licensure Language

Profession

Substantial equivalency

Cosmetology, Engineering, Psychology, Teaching



Support of Military Families - 2021

Dobbins Air Reserve Base, Georgia

Education and Licensure Assessment Narrative

Public Education:

(This assessment is a comparative analysis using colors to graphically display results for all criteria and categories. The colors are assigned using percentiles, divided into thirds, to provide information about a location's relative position compared to all other Department of the Air Force installations assessed)

- Dobbins Air Reserve Base, Georgia received an overall red rating for public education as it fell within the bottom 33 percent of all Air Force installations assessed

- The areas with the lowest relative ranking which require additional state/community support include Graduation Rates, Student to Counselor Ratio, and Suspension Rate

- Change from 2019: Dobbins Air Reserve Base, Georgia's overall education rating did not shift from 2019.

Licensure Portability:

- The State of Georgia received an overall yellow assessment for licensure portability indicating State statutes contain barriers to licensure and certification portability for military spouses. This assessment is driven by substantial equivalence requirements that allow acceptance of another state's license if the requirements for obtaining the license are sufficiently similar to their own State's requirements and precludes acceptance if the requirements are not similar

- If you have additional information or recently made changes to your State's licensure statutes, you can send the updated information to SAF.MRR.Workflow@us.af.mil for consideration and potential changes to the assessment

- Change from 2019: Despite making some improvements and joining multiple compacts (Audiology/Speech-Language Pathology Interstate Compact, Occupational Therapy Licensure Compact, Licensed Professional Counseling Compact, and Physical Therapy Compact), the substantial equivalence requirement in HB914 prevents any change from the previous assessment

Additional Notes:

- The education assessment cross references zip codes within the Military Housing Area (MHA) with zip codes of schools in the surrounding districts. Those school districts with zip codes that fall within the MHA of an installation are included in the analysis. In some locations, school district composition may have changed slightly due to the use of updated District IDs obtained from the Department of Education

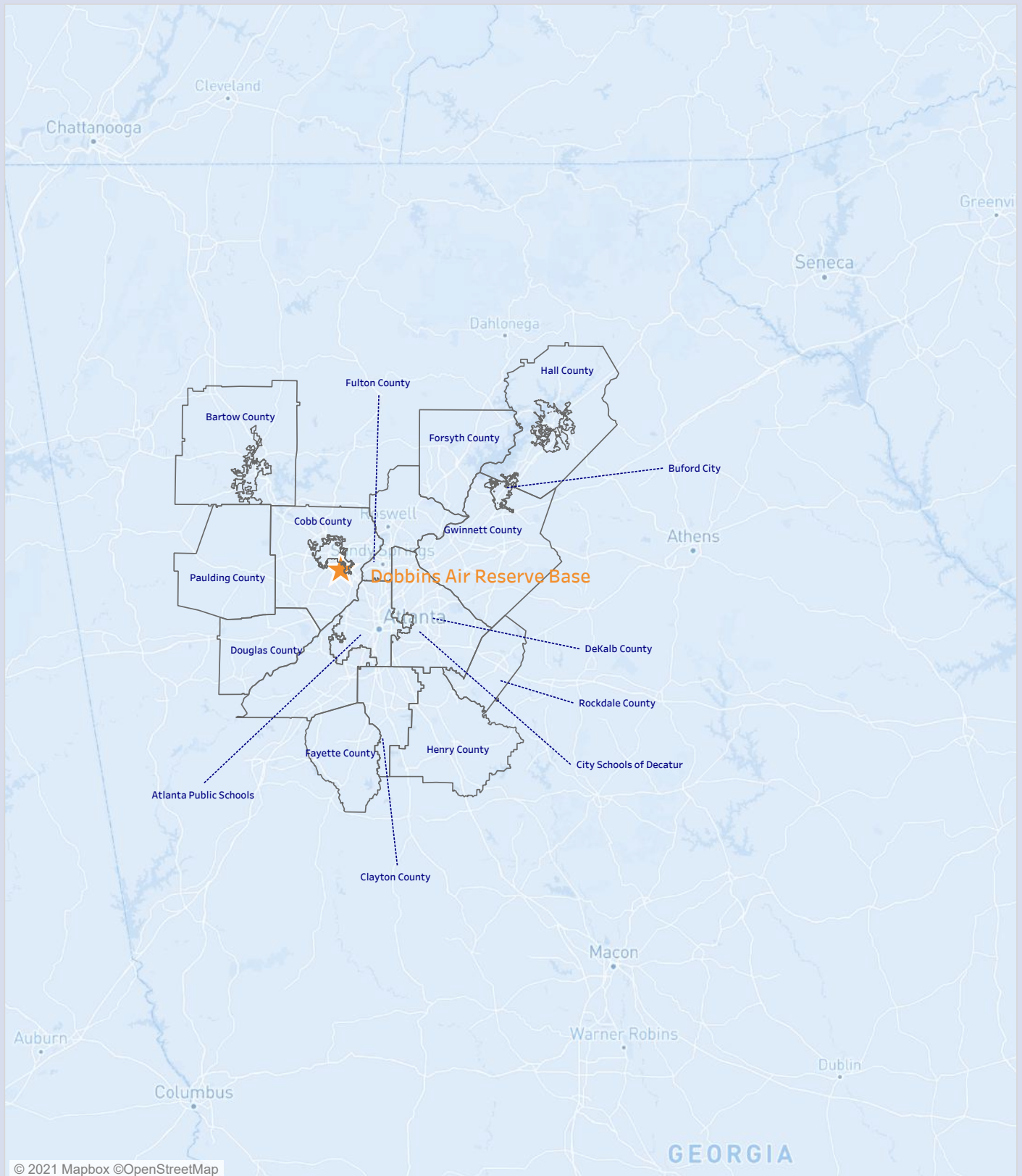
- Graduation rates reflect a 4-year graduation, which was determined to be the expectation of Airmen, Guardians, and their families due to frequency of relocation

- The licensure assessment uses a checklist of licensure rules that states should have, and that they should avoid. For example, having a compact or temporary licensing rule and NOT having supervisory requirements are checklist items that lead to green. The Department of the Air Force reviewed state policies and programs intended to eliminate barriers to license portability for military spouses that were in effect as of 31 Dec. 2021

For additional information on Education and Licensure assessment criteria, methodology and data sources, please see the Support of Military Families Background Information provided at www.af.mil under the Support to Families banner. All questions and feedback should be directed to SAF.MRR.Workflow@us.af.mil.

Dobbins Air Reserve Base, Georgia

School Districts Map

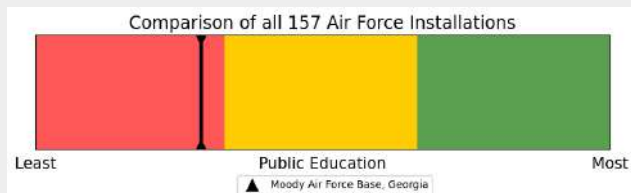


Support of Military Families - 2021

Moody Air Force Base, Georgia

Public Education*

2019 2021



KEY: ■ < 33.3% ■ < 66.6% ■ (Percentile):

Academic Performance Criteria

2019 2021



Graduation Rate



Student Learning Rate



School Climate Criteria



Chronic Absenteeism Rate



Suspension Rate



Service Offering Criteria



Pre-Kindergarten Availability



Student to Counselor Ratio



Student to Mental Health Support Ratio



Student to Nurse Ratio



Student to Teacher Ratio

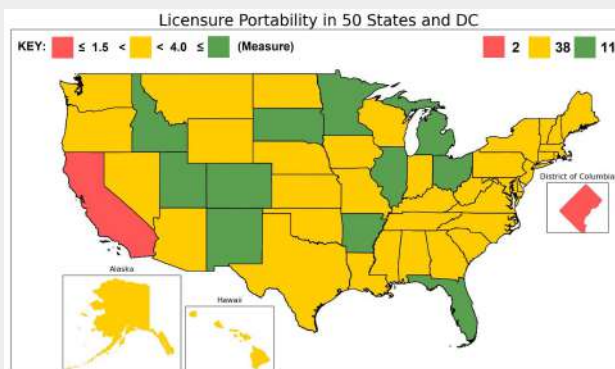


Data Source	Most Recent Survey Time Period Utilized	Date Last Updated
Department of Education - Civil Rights Data Collection District and School Data	SY 2017-2018	October 2020
Department of Education - EDFacts Graduation Rates (District and School Level)	SY 2018-2019	November 2020
Department of Education - National center for Education Statistics Common Core of Data Public Elementary/ Secondary School Universe Survey Data	SY 2019-2020	March 2021
Department of Education - National Center of Education Statistics Common Core of Data (School Search)	SY 2018-19 School Details and Enrollment Characteristics SY 2019-20 School Directory Information	April 2020 July 2020
Center for Education Policy Analysis: Stanford Education Data Archive (SEDA)	SY 2008-2009 through SY 2017-2018	February 2021

* Public Education is Compiled using 60% Academic Performance, 20% School Climate, and 20% Service Offering.

Licensure Portability

2019 2021



Accounting



Cosmetology



EMS



Engineering



Law



Nursing



Physical Therapy



Psychology



Teaching



Other Professions



Data Source	Most Recent Survey Time Period Utilized	Date Last Updated
State Laws, State Executive Orders, State Bar and Supreme Court Rules (Licensure)	Through Dec. 2021	Dec. 31, 2021

Areas Requiring Additional Support

Public Education

Growth Measure



Suspension Rate



Student to Counselor



Licensure Language

Profession

Substantial equivalency

Cosmetology,
Engineering,
Psychology,
Teaching



Support of Military Families - 2021

Moody Air Force Base, Georgia

Education and Licensure Assessment Narrative

Public Education:

(This assessment is a comparative analysis using colors to graphically display results for all criteria and categories. The colors are assigned using percentiles, divided into thirds, to provide information about a location's relative position compared to all other Department of the Air Force installations assessed)

- Moody Air Force Base, Georgia received an overall red rating for public education as it fell within the bottom 33 percent of all Air Force installations assessed
- The areas with the lowest relative ranking which require additional state/community support include Growth Measure, Suspension Rate, and Student to Counselor Ratio
- Change from 2019: Moody Air Force Base, Georgia's overall education rating did not shift from 2019.

Licensure Portability:

- The State of Georgia received an overall yellow assessment for licensure portability indicating State statutes contain barriers to licensure and certification portability for military spouses. This assessment is driven by substantial equivalence requirements that allow acceptance of another state's license if the requirements for obtaining the license are sufficiently similar to their own State's requirements and precludes acceptance if the requirements are not similar
- If you have additional information or recently made changes to your State's licensure statutes, you can send the updated information to SAF.MRR.Workflow@us.af.mil for consideration and potential changes to the assessment
- Change from 2019: Despite making some improvements and joining multiple compacts (Audiology/Speech-Language Pathology Interstate Compact, Occupational Therapy Licensure Compact, Licensed Professional Counseling Compact, and Physical Therapy Compact), the substantial equivalence requirement in HB914 prevents any change from the previous assessment

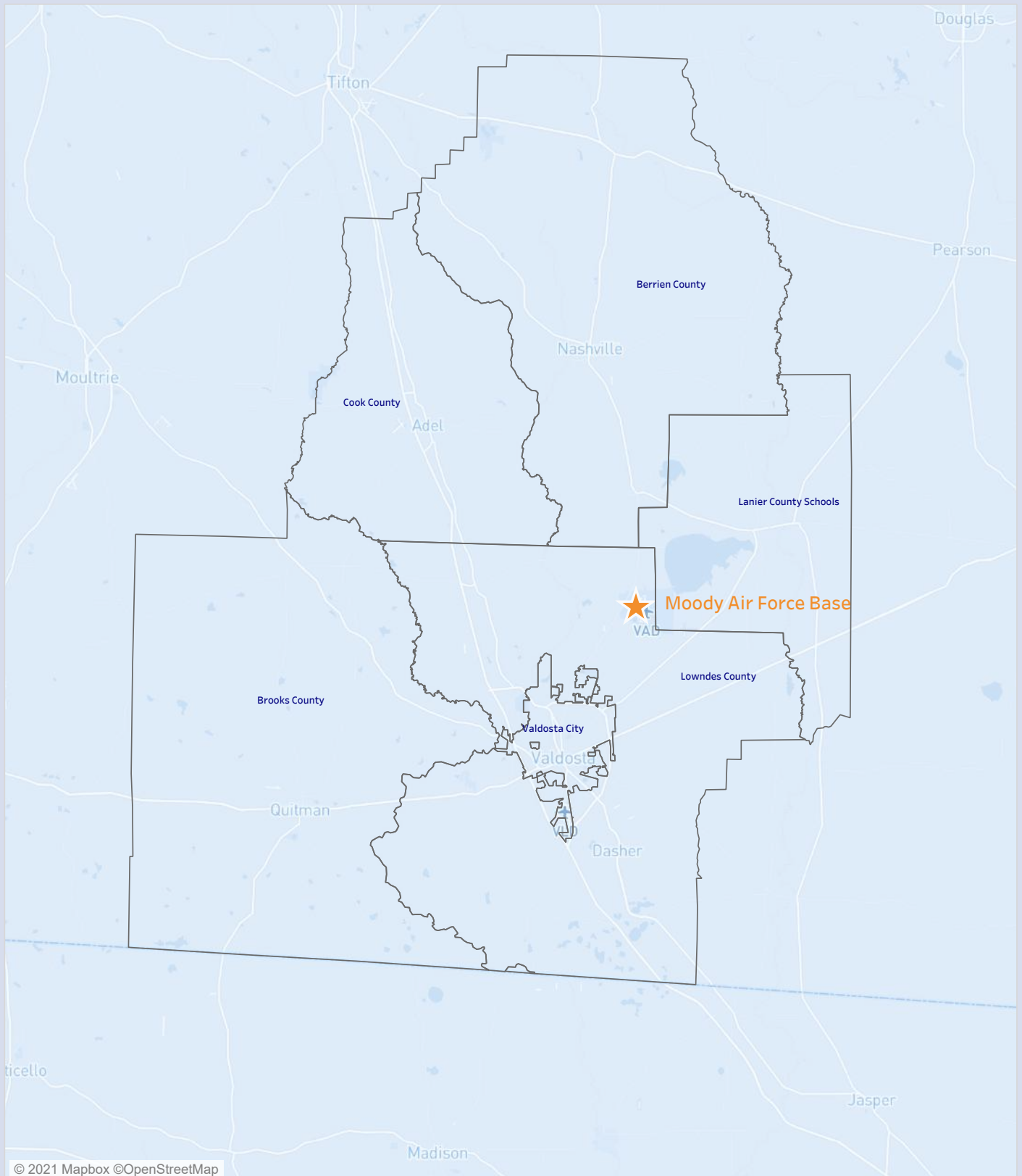
Additional Notes:

- The education assessment cross references zip codes within the Military Housing Area (MHA) with zip codes of schools in the surrounding districts. Those school districts with zip codes that fall within the MHA of an installation are included in the analysis. In some locations, school district composition may have changed slightly due to the use of updated District IDs obtained from the Department of Education
- Graduation rates reflect a 4-year graduation, which was determined to be the expectation of Airmen, Guardians, and their families due to frequency of relocation
- The licensure assessment uses a checklist of licensure rules that states should have, and that they should avoid. For example, having a compact or temporary licensing rule and NOT having supervisory requirements are checklist items that lead to green. The Department of the Air Force reviewed state policies and programs intended to eliminate barriers to license portability for military spouses that were in effect as of 31 Dec. 2021

For additional information on Education and Licensure assessment criteria, methodology and data sources, please see the Support of Military Families Background Information provided at www.af.mil under the Support to Families banner. All questions and feedback should be directed to SAF.MRR.Workflow@us.af.mil.

Moody Air Force Base, Georgia

School Districts Map



Support of Military Families - 2021

Robins Air Force Base, Georgia

Public Education*

2019 2021



KEY: ■ < 33.3% ■ < 66.6% ■ (Percentile):

Academic Performance Criteria

2019 2021



Graduation Rate



Student Learning Rate



School Climate Criteria



Chronic Absenteeism Rate



Suspension Rate



Service Offering Criteria



Pre-Kindergarten Availability



Student to Counselor Ratio



Student to Mental Health Support Ratio



Student to Nurse Ratio



Student to Teacher Ratio



Data Source	Most Recent Survey Time Period Utilized	Date Last Updated
Department of Education - Civil Rights Data Collection District and School Data	SY 2017-2018	October 2020
Department of Education - EDFacts Graduation Rates (District and School Level)	SY 2018-2019	November 2020
Department of Education - National center for Education Statistics Common Core of Data Public Elementary/ Secondary School Universe Survey Data	SY 2019-2020	March 2021
Department of Education - National Center of Education Statistics Common Core of Data (School Search)	SY 2018-19 School Details and Enrollment Characteristics SY 2019-20 School Directory Information	April 2020 July 2020
Center for Education Policy Analysis: Stanford Education Data Archive (SEDA)	SY 2008-2009 through SY 2017-2018	February 2021

* Public Education is Compiled using 60% Academic Performance, 20% School Climate, and 20% Service Offering.

Licensure Portability

2019 2021



Accounting



Cosmetology



EMS



Engineering



Law



Nursing



Physical Therapy



Psychology



Teaching



Other Professions



Data Source	Most Recent Survey Time Period Utilized	Date Last Updated
State Laws, State Executive Orders, State Bar and Supreme Court Rules (Licensure)	Through Dec. 2021	Dec. 31, 2021

Areas Requiring Additional Support

Public Education

Suspension Rate



Student to Nurse



Mental Health Support



Licensure Language

Profession

Substantial equivalency

Cosmetology,
Engineering,
Psychology,
Teaching



Support of Military Families - 2021

Robins Air Force Base, Georgia

Education and Licensure Assessment Narrative

Public Education:

(This assessment is a comparative analysis using colors to graphically display results for all criteria and categories. The colors are assigned using percentiles, divided into thirds, to provide information about a location's relative position compared to all other Department of the Air Force installations assessed)

- Robins Air Force Base, Georgia received an overall red rating for public education as it fell within the bottom 33 percent of all Air Force installations assessed

- The areas with the lowest relative ranking which require additional state/community support include Suspension Rate, Student to Nurse Ratio, and Student to Mental Health Professional Ratio

- Change from 2019: Robins Air Force Base, Georgia's overall education rating did not shift from 2019.

Licensure Portability:

- The State of Georgia received an overall yellow assessment for licensure portability indicating State statutes contain barriers to licensure and certification portability for military spouses. This assessment is driven by substantial equivalence requirements that allow acceptance of another state's license if the requirements for obtaining the license are sufficiently similar to their own State's requirements and precludes acceptance if the requirements are not similar

- If you have additional information or recently made changes to your State's licensure statutes, you can send the updated information to SAF.MRR.Workflow@us.af.mil for consideration and potential changes to the assessment

- Change from 2019: Despite making some improvements and joining multiple compacts (Audiology/Speech-Language Pathology Interstate Compact, Occupational Therapy Licensure Compact, Licensed Professional Counseling Compact, and Physical Therapy Compact), the substantial equivalence requirement in HB914 prevents any change from the previous assessment

Additional Notes:

- The education assessment cross references zip codes within the Military Housing Area (MHA) with zip codes of schools in the surrounding districts. Those school districts with zip codes that fall within the MHA of an installation are included in the analysis. In some locations, school district composition may have changed slightly due to the use of updated District IDs obtained from the Department of Education

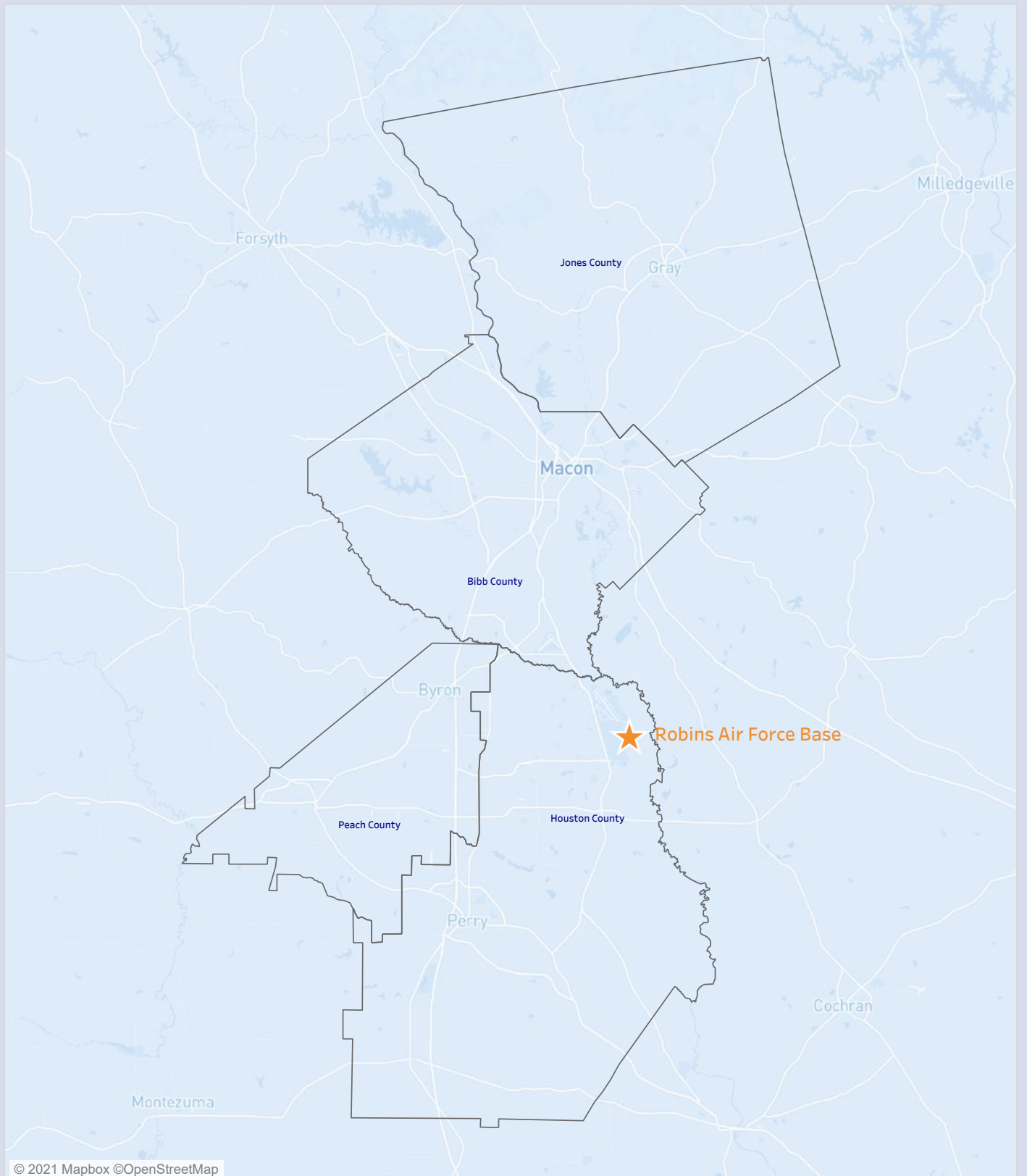
- Graduation rates reflect a 4-year graduation, which was determined to be the expectation of Airmen, Guardians, and their families due to frequency of relocation

- The licensure assessment uses a checklist of licensure rules that states should have, and that they should avoid. For example, having a compact or temporary licensing rule and NOT having supervisory requirements are checklist items that lead to green. The Department of the Air Force reviewed state policies and programs intended to eliminate barriers to license portability for military spouses that were in effect as of 31 Dec. 2021

For additional information on Education and Licensure assessment criteria, methodology and data sources, please see the Support of Military Families Background Information provided at www.af.mil under the Support to Families banner. All questions and feedback should be directed to SAF.MRR.Workflow@us.af.mil.

Robins Air Force Base, Georgia

School Districts Map

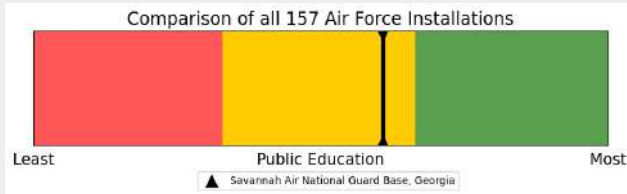


Support of Military Families - 2021

Savannah Air National Guard Base, Georgia

Public Education*

2019 2021



KEY: ■ < 33.3% ■ < 66.6% ■ (Percentile):

Academic Performance Criteria

2019 2021



Graduation Rate



Student Learning Rate



School Climate Criteria



Chronic Absenteeism Rate



Suspension Rate



Service Offering Criteria



Pre-Kindergarten Availability



Student to Counselor Ratio



Student to Mental Health Support Ratio



Student to Nurse Ratio



Student to Teacher Ratio

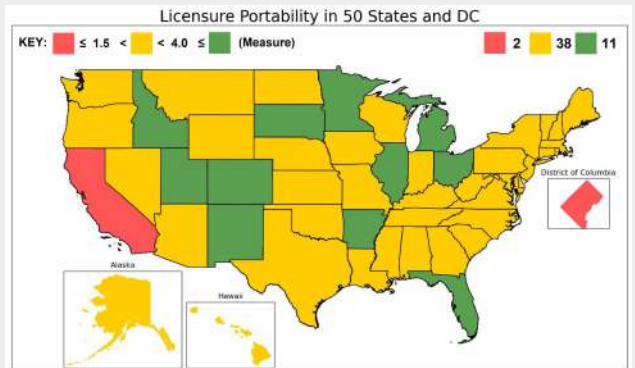


Data Source	Most Recent Survey Time Period Utilized	Date Last Updated
Department of Education - Civil Rights Data Collection District and School Data	SY 2017-2018	October 2020
Department of Education - EDFacts Graduation Rates (District and School Level)	SY 2018-2019	November 2020
Department of Education - National center for Education Statistics Common Core of Data Public Elementary/ Secondary School Universe Survey Data	SY 2019-2020	March 2021
Department of Education - National Center of Education Statistics Common Core of Data (School Search)	SY 2018-19 School Details and Enrollment Characteristics SY 2019-20 School Directory Information	April 2020 July 2020
Center for Education Policy Analysis: Stanford Education Data Archive (SEDA)	SY 2008-2009 through SY 2017-2018	February 2021

* Public Education is Compiled using 60% Academic Performance, 20% School Climate, and 20% Service Offering.

Licensure Portability

2019 2021



Accounting



Cosmetology



EMS



Engineering



Law



Nursing



Physical Therapy



Psychology



Teaching



Other Professions



Data Source	Most Recent Survey Time Period Utilized	Date Last Updated
State Laws, State Executive Orders, State Bar and Supreme Court Rules (Licensure)	Through Dec. 2021	Dec. 31, 2021

Areas Requiring Additional Support

Public Education

Mental Health Support



Growth Measure



Student to Counselor



Licensure Language

Profession

Substantial equivalency

Cosmetology,
Engineering,
Psychology,
Teaching



Support of Military Families - 2021

Savannah Air National Guard Base, Georgia

Education and Licensure Assessment Narrative

Public Education:

(This assessment is a comparative analysis using colors to graphically display results for all criteria and categories. The colors are assigned using percentiles, divided into thirds, to provide information about a location's relative position compared to all other Department of the Air Force installations assessed)

- Savannah Air National Guard Base, Georgia received an overall yellow rating for public education as it fell within the middle 33 percent of all Air Force installations assessed

- The areas with the lowest relative ranking which require additional state/community support include Student to Mental Health Professional Ratio, Growth Measure, and Student to Counselor Ratio

- Change from 2019: Savannah Air National Guard Base, Georgia's overall education rating did not shift from 2019.

Licensure Portability:

- The State of Georgia received an overall yellow assessment for licensure portability indicating State statutes contain barriers to licensure and certification portability for military spouses. This assessment is driven by substantial equivalence requirements that allow acceptance of another state's license if the requirements for obtaining the license are sufficiently similar to their own State's requirements and precludes acceptance if the requirements are not similar

- If you have additional information or recently made changes to your State's licensure statutes, you can send the updated information to SAF.MRR.Workflow@us.af.mil for consideration and potential changes to the assessment

- Change from 2019: Despite making some improvements and joining multiple compacts (Audiology/Speech-Language Pathology Interstate Compact, Occupational Therapy Licensure Compact, Licensed Professional Counseling Compact, and Physical Therapy Compact), the substantial equivalence requirement in HB914 prevents any change from the previous assessment

Additional Notes:

- The education assessment cross references zip codes within the Military Housing Area (MHA) with zip codes of schools in the surrounding districts. Those school districts with zip codes that fall within the MHA of an installation are included in the analysis. In some locations, school district composition may have changed slightly due to the use of updated District IDs obtained from the Department of Education

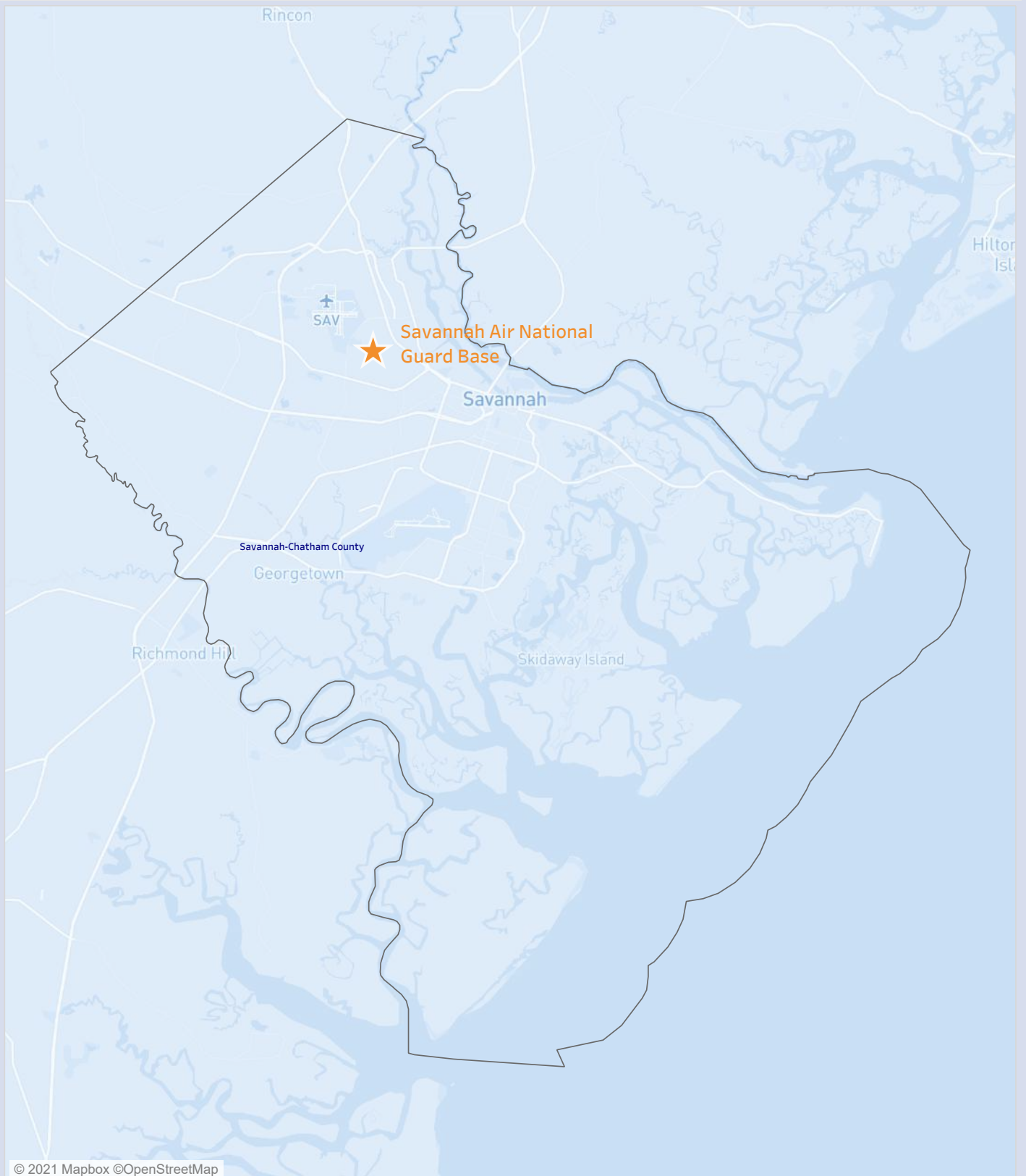
- Graduation rates reflect a 4-year graduation, which was determined to be the expectation of Airmen, Guardians, and their families due to frequency of relocation

- The licensure assessment uses a checklist of licensure rules that states should have, and that they should avoid. For example, having a compact or temporary licensing rule and NOT having supervisory requirements are checklist items that lead to green. The Department of the Air Force reviewed state policies and programs intended to eliminate barriers to license portability for military spouses that were in effect as of 31 Dec. 2021

For additional information on Education and Licensure assessment criteria, methodology and data sources, please see the Support of Military Families Background Information provided at www.af.mil under the Support to Families banner. All questions and feedback should be directed to SAF.MRR.Workflow@us.af.mil.

Savannah Air National Guard Base, Georgia

School Districts Map




Support of Military Families - 2021

Joint Base Pearl Harbor-Hickam, Hawaii

Public Education*

2019 2021



KEY: ■ < 33.3% ■ < 66.6% ■ (Percentile):

Academic Performance Criteria

2019 2021



Graduation Rate



Student Learning Rate



School Climate Criteria



Chronic Absenteeism Rate



Suspension Rate



Service Offering Criteria



Pre-Kindergarten Availability



Student to Counselor Ratio



Student to Mental Health Support Ratio



Student to Nurse Ratio



Student to Teacher Ratio



Data Source	Most Recent Survey Time Period Utilized	Date Last Updated
Department of Education - Civil Rights Data Collection District and School Data	SY 2017-2018	October 2020
Department of Education - EDFacts Graduation Rates (District and School Level)	SY 2018-2019	November 2020
Department of Education - National center for Education Statistics Common Core of Data Public Elementary/ Secondary School Universe Survey Data	SY 2019-2020	March 2021
Department of Education - National Center of Education Statistics Common Core of Data (School Search)	SY 2018-19 School Details and Enrollment Characteristics SY 2019-20 School Directory Information	April 2020 July 2020
Center for Education Policy Analysis: Stanford Education Data Archive (SEDA)	SY 2008-2009 through SY 2017-2018	February 2021

* Public Education is Compiled using 60% Academic Performance, 20% School Climate, and 20% Service Offering.

Licensure Portability

2019 2021



Accounting



Cosmetology



EMS



Engineering



Law



Nursing



Physical Therapy



Psychology



Teaching



Other Professions



Data Source	Most Recent Survey Time Period Utilized	Date Last Updated
State Laws, State Executive Orders, State Bar and Supreme Court Rules (Licensure)	Through Dec. 2021	Dec. 31, 2021

Areas Requiring Additional Support

Public Education

Student to Nurse



Mental Health Support



Graduation Rates



Licensure Language

Profession

Supervisory Req w/ MS Rule

Law



Support of Military Families - 2021

Joint Base Pearl Harbor-Hickam, Hawaii

Education and Licensure Assessment Narrative

Public Education:

(This assessment is a comparative analysis using colors to graphically display results for all criteria and categories. The colors are assigned using percentiles, divided into thirds, to provide information about a location's relative position compared to all other Department of the Air Force installations assessed)

- Joint Base Pearl Harbor-Hickam, Hawaii received an overall yellow rating for public education as it fell within the middle 33 percent of all Air Force installations assessed

- The areas with the lowest relative ranking which require additional state/community support include Student to Nurse Ratio, Student to Mental Health Professional Ratio, and Graduation Rates

- Change from 2019: Joint Base Pearl Harbor-Hickam, Hawaii's overall education rating did not shift from 2019.

Licensure Portability:

- The State of Hawaii received an overall yellow assessment for licensure portability indicating State statutes (primarily HRS § 436B-14.7) contain barriers to licensure and certification portability for military spouses. This assessment is driven by substantial equivalence requirements that only allow acceptance of another state's license if the requirements for obtaining the license are sufficiently similar to their own State's requirements and precludes acceptance if the requirements are not similar

- Significant barriers remain for Law due to their supervisory requirements when transferring to the State

- If you have additional information or recently made changes to your State's licensure statutes, you can send the updated information to SAF.MRR.Workflow@us.af.mil for consideration and potential changes to the assessment.

- Change from 2019: No change from the 2019 assessment and no changes to the State's statute

Additional Notes:

- The education assessment cross references zip codes within the Military Housing Area (MHA) with zip codes of schools in the surrounding districts. Those school districts with zip codes that fall within the MHA of an installation are included in the analysis. In some locations, school district composition may have changed slightly due to the use of updated District IDs obtained from the Department of Education

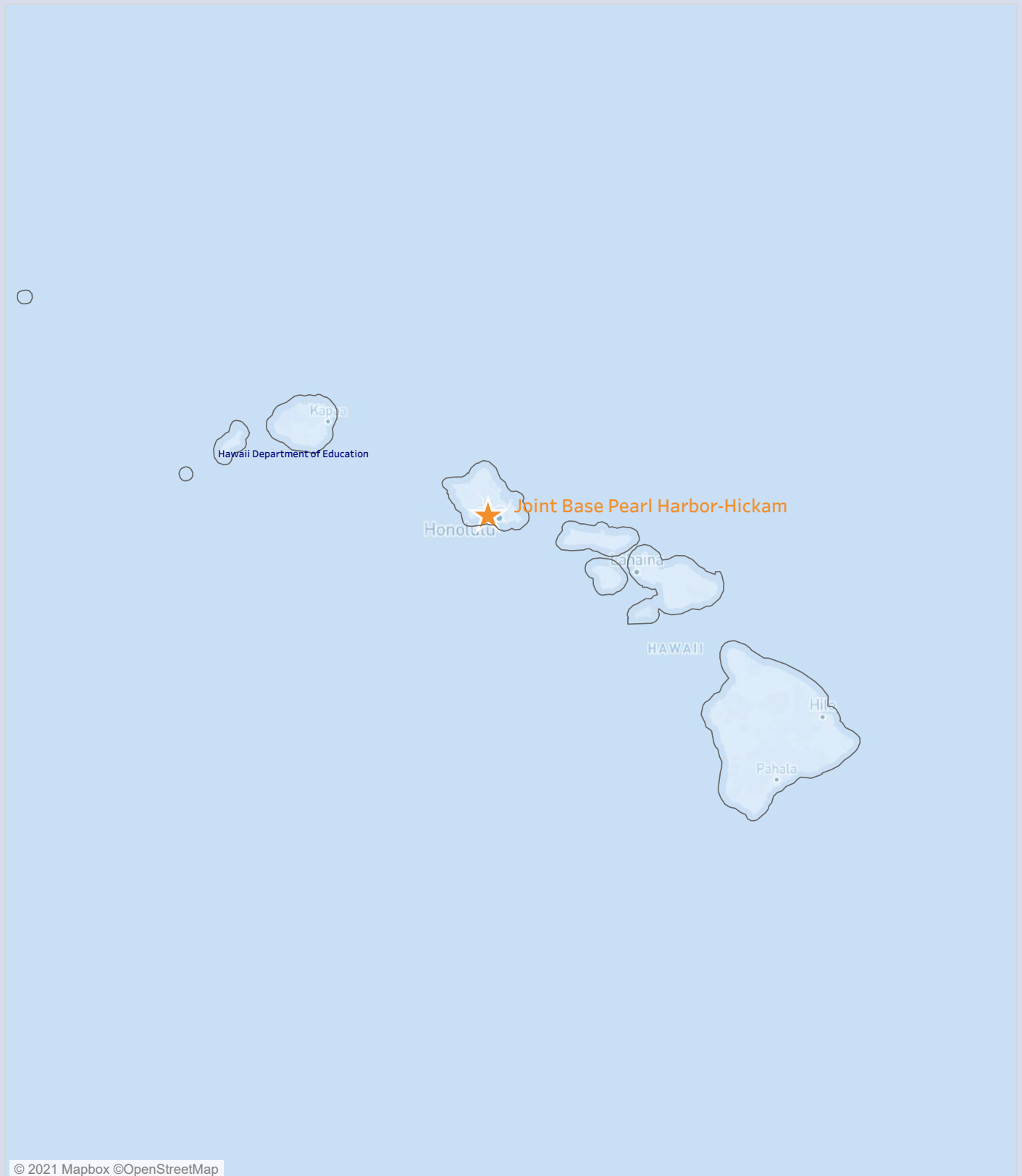
- Graduation rates reflect a 4-year graduation, which was determined to be the expectation of Airmen, Guardians, and their families due to frequency of relocation

- The licensure assessment uses a checklist of licensure rules that states should have, and that they should avoid. For example, having a compact or temporary licensing rule and NOT having supervisory requirements are checklist items that lead to green. The Department of the Air Force reviewed state policies and programs intended to eliminate barriers to license portability for military spouses that were in effect as of 31 Dec. 2021

For additional information on Education and Licensure assessment criteria, methodology and data sources, please see the Support of Military Families Background Information provided at www.af.mil under the Support to Families banner. All questions and feedback should be directed to SAF.MRR.Workflow@us.af.mil.

Joint Base Pearl Harbor-Hickam, Hawaii

School Districts Map

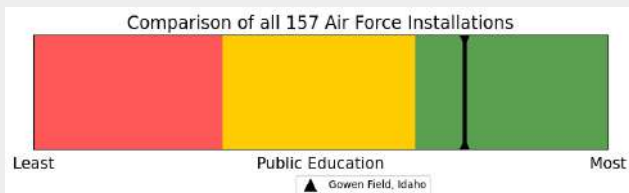


Support of Military Families - 2021

Gowen Field, Idaho

Public Education*

2019 2021



KEY: ■ < 33.3% ≤ ■ < 66.6% ≤ ■ (Percentile):

Academic Performance Criteria

2019 2021



Graduation Rate



Student Learning Rate



School Climate Criteria



Chronic Absenteeism Rate



Suspension Rate



Service Offering Criteria



Pre-Kindergarten Availability



Student to Counselor Ratio



Student to Mental Health Support Ratio



Student to Nurse Ratio



Student to Teacher Ratio

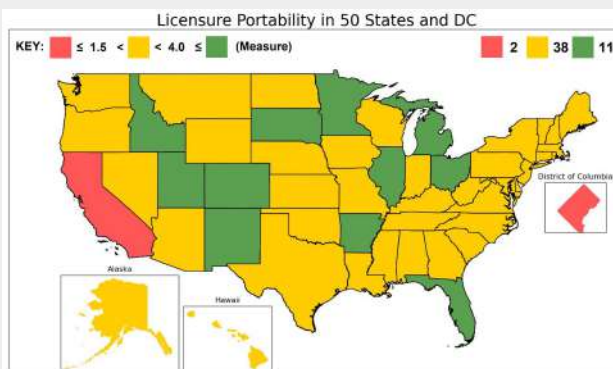


Data Source	Most Recent Survey Time Period Utilized	Date Last Updated
Department of Education - Civil Rights Data Collection District and School Data	SY 2017-2018	October 2020
Department of Education - EDFacts Graduation Rates (District and School Level)	SY 2018-2019	November 2020
Department of Education - National center for Education Statistics Common Core of Data Public Elementary/ Secondary School Universe Survey Data	SY 2019-2020	March 2021
Department of Education - National Center of Education Statistics Common Core of Data (School Search)	SY 2018-19 School Details and Enrollment Characteristics SY 2019-20 School Directory Information	April 2020 July 2020
Center for Education Policy Analysis: Stanford Education Data Archive (SEDA)	SY 2008-2009 through SY 2017-2018	February 2021

* Public Education is Compiled using 60% Academic Performance, 20% School Climate, and 20% Service Offering.

Licensure Portability

2019 2021



Accounting



Cosmetology



EMS



Engineering



Law



Nursing



Physical Therapy



Psychology



Teaching



Other Professions



Data Source	Most Recent Survey Time Period Utilized	Date Last Updated
State Laws, State Executive Orders, State Bar and Supreme Court Rules (Licensure)	Through Dec. 2021	Dec. 31, 2021

Areas Requiring Additional Support

Public Education

Student to Teacher



Graduation Rates



PreK



Licensure Language

Profession

Supervisory Req w/ MS Rule

Law



Support of Military Families - 2021

Gowen Field, Idaho

Education and Licensure Assessment Narrative

Public Education:

(This assessment is a comparative analysis using colors to graphically display results for all criteria and categories. The colors are assigned using percentiles, divided into thirds, to provide information about a location's relative position compared to all other Department of the Air Force installations assessed)

- Gowen Field, Idaho received an overall green rating for public education as it fell within the top 33 percent of all Air Force installations assessed
- The areas with the lowest relative ranking which require additional state/community support include Student to Teacher Ratio, Graduation Rates, and Pre-school Availability
- Change from 2019: Gowen Field, Idaho's overall education rating did not shift from 2019.

Licensure Portability:

- The State of Idaho received an overall green assessment for licensure portability indicating State statutes (primarily ID ST § [67-9406]67-9306) are effective in removing barriers to licensure and certification portability. Military spouses can easily transfer professional licenses and certificates from other states and sustain their career
- However, barriers remain for Law given the State has supervisory requirements
- If you have additional information or recently made changes to your State's licensure statutes, you can send the updated information to SAF.MRR.Workflow@us.af.mil for consideration and potential changes to the assessment.
- Change from 2019: Idaho improved to a green assessment by updating their legislation to require ("shall") licensing authorities to issue and expedite military spouse licenses as opposed to leaving to the agency's discretion ("may")

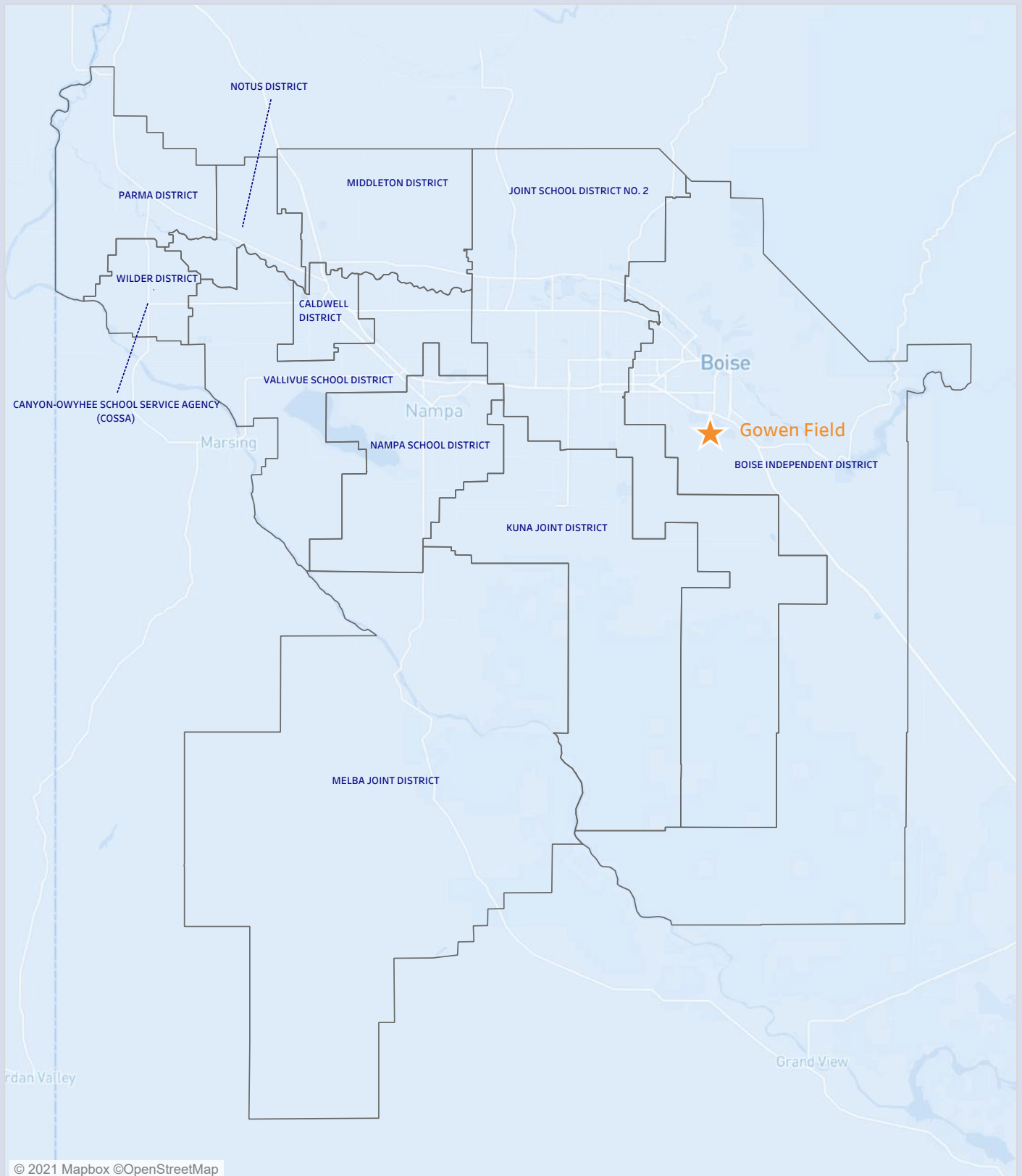
Additional Notes:

- The education assessment cross references zip codes within the Military Housing Area (MHA) with zip codes of schools in the surrounding districts. Those school districts with zip codes that fall within the MHA of an installation are included in the analysis. In some locations, school district composition may have changed slightly due to the use of updated District IDs obtained from the Department of Education
- Graduation rates reflect a 4-year graduation, which was determined to be the expectation of Airmen, Guardians, and their families due to frequency of relocation
- The licensure assessment uses a checklist of licensure rules that states should have, and that they should avoid. For example, having a compact or temporary licensing rule and NOT having supervisory requirements are checklist items that lead to green. The Department of the Air Force reviewed state policies and programs intended to eliminate barriers to license portability for military spouses that were in effect as of 31 Dec. 2021

For additional information on Education and Licensure assessment criteria, methodology and data sources, please see the Support of Military Families Background Information provided at www.af.mil under the Support to Families banner. All questions and feedback should be directed to SAF.MRR.Workflow@us.af.mil.

Gowen Field, Idaho

School Districts Map




Support of Military Families - 2021

Mountain Home Air Force Base, Idaho

Public Education*

2019 2021



KEY: ■ < 33.3% ■ < 66.6% ■ (Percentile):

Academic Performance Criteria

2019 2021



Graduation Rate



Student Learning Rate



School Climate Criteria



Chronic Absenteeism Rate



Suspension Rate



Service Offering Criteria



Pre-Kindergarten Availability



Student to Counselor Ratio



Student to Mental Health Support Ratio



Student to Nurse Ratio



Student to Teacher Ratio



Data Source	Most Recent Survey Time Period Utilized	Date Last Updated
Department of Education - Civil Rights Data Collection District and School Data	SY 2017-2018	October 2020
Department of Education - EDFacts Graduation Rates (District and School Level)	SY 2018-2019	November 2020
Department of Education - National center for Education Statistics Common Core of Data Public Elementary/ Secondary School Universe Survey Data	SY 2019-2020	March 2021
Department of Education - National Center of Education Statistics Common Core of Data (School Search)	SY 2018-19 School Details and Enrollment Characteristics SY 2019-20 School Directory Information	April 2020 July 2020
Center for Education Policy Analysis: Stanford Education Data Archive (SEDA)	SY 2008-2009 through SY 2017-2018	February 2021

* Public Education is Compiled using 60% Academic Performance, 20% School Climate, and 20% Service Offering.

Licensure Portability

2019 2021



Accounting



Cosmetology



EMS



Engineering



Law



Nursing



Physical Therapy



Psychology



Teaching



Other Professions



Data Source	Most Recent Survey Time Period Utilized	Date Last Updated
State Laws, State Executive Orders, State Bar and Supreme Court Rules (Licensure)	Through Dec. 2021	Dec. 31, 2021

Areas Requiring Additional Support

Public Education

Graduation Rates



Student to Teacher



PreK



Licensure Language

Profession

Supervisory Req w/ MS Rule

Law



Support of Military Families - 2021

Mountain Home Air Force Base, Idaho

Education and Licensure Assessment Narrative

Public Education:

(This assessment is a comparative analysis using colors to graphically display results for all criteria and categories. The colors are assigned using percentiles, divided into thirds, to provide information about a location's relative position compared to all other Department of the Air Force installations assessed)

- Mountain Home Air Force Base, Idaho received an overall yellow rating for public education as it fell within the middle 33 percent of all Air Force installations assessed

- The areas with the lowest relative ranking which require additional state/community support include Graduation Rates, Student to Teacher Ratio, and Pre-school Availability

- Change from 2019: Mountain Home Air Force Base, Idaho's overall education rating did not shift from 2019.

Licensure Portability:

- The State of Idaho received an overall green assessment for licensure portability indicating State statutes (primarily ID ST § [67-9406]67-9306) are effective in removing barriers to licensure and certification portability. Military spouses can easily transfer professional licenses and certificates from other states and sustain their career

- However, barriers remain for Law given the State has supervisory requirements

- If you have additional information or recently made changes to your State's licensure statutes, you can send the updated information to SAF.MRR.Workflow@us.af.mil for consideration and potential changes to the assessment.

- Change from 2019: Idaho improved to a green assessment by updating their legislation to require ("shall") licensing authorities to issue and expedite military spouse licenses as opposed to leaving to the agency's discretion ("may")

Additional Notes:

- The education assessment cross references zip codes within the Military Housing Area (MHA) with zip codes of schools in the surrounding districts. Those school districts with zip codes that fall within the MHA of an installation are included in the analysis. In some locations, school district composition may have changed slightly due to the use of updated District IDs obtained from the Department of Education

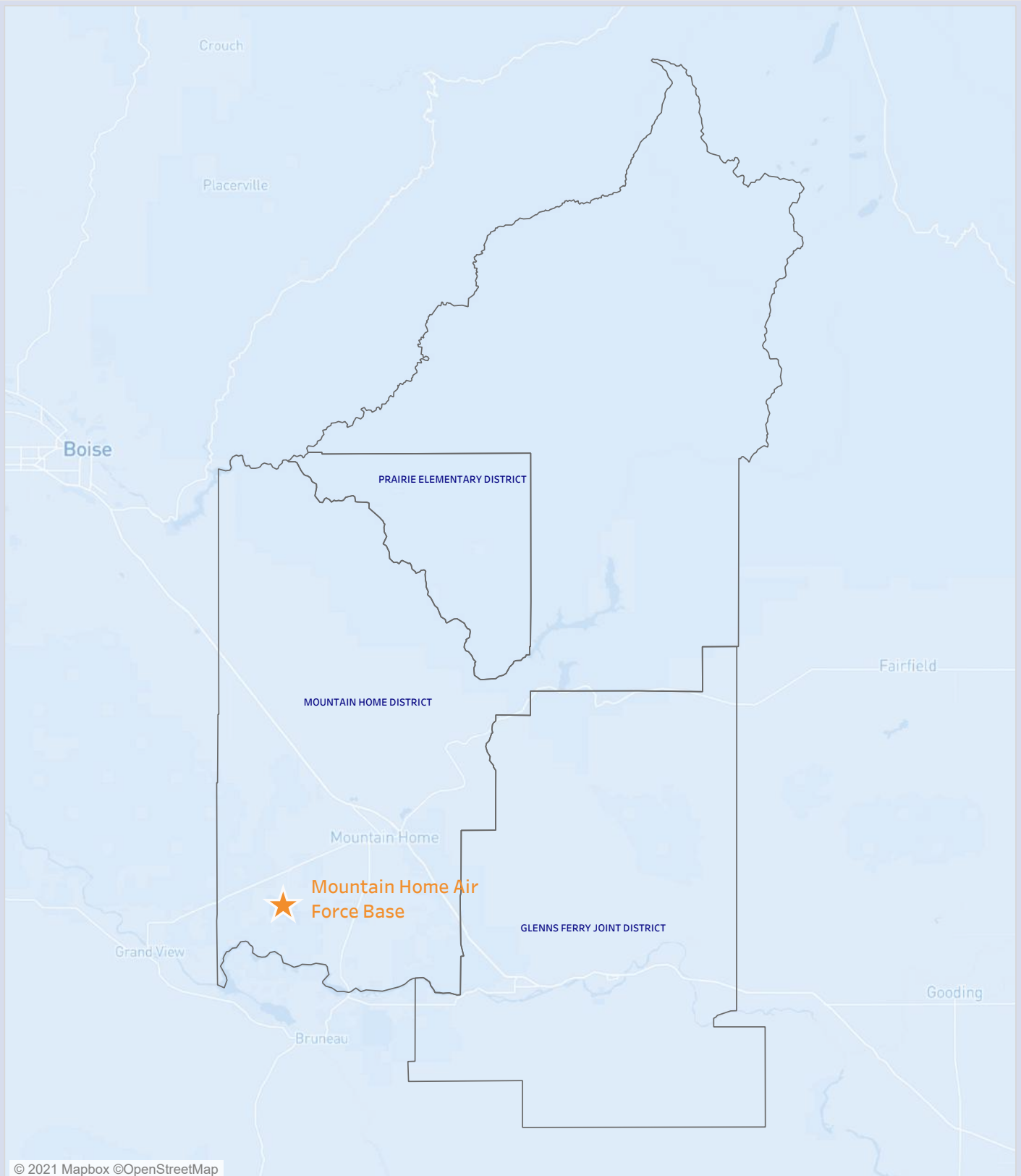
- Graduation rates reflect a 4-year graduation, which was determined to be the expectation of Airmen, Guardians, and their families due to frequency of relocation

- The licensure assessment uses a checklist of licensure rules that states should have, and that they should avoid. For example, having a compact or temporary licensing rule and NOT having supervisory requirements are checklist items that lead to green. The Department of the Air Force reviewed state policies and programs intended to eliminate barriers to license portability for military spouses that were in effect as of 31 Dec. 2021

For additional information on Education and Licensure assessment criteria, methodology and data sources, please see the Support of Military Families Background Information provided at www.af.mil under the Support to Families banner. All questions and feedback should be directed to SAF.MRR.Workflow@us.af.mil.

Mountain Home Air Force Base, Idaho

School Districts Map



Support of Military Families - 2021

Capital Airport National Guard Station, Illinois

Public Education*

2019 2021



KEY: ■ < 33.3% ■ < 66.6% ■ (Percentile):

Academic Performance Criteria

2019 2021



Graduation Rate



Student Learning Rate



School Climate Criteria



Chronic Absenteeism Rate



Suspension Rate



Service Offering Criteria



Pre-Kindergarten Availability



Student to Counselor Ratio



Student to Mental Health Support Ratio



Student to Nurse Ratio



Student to Teacher Ratio

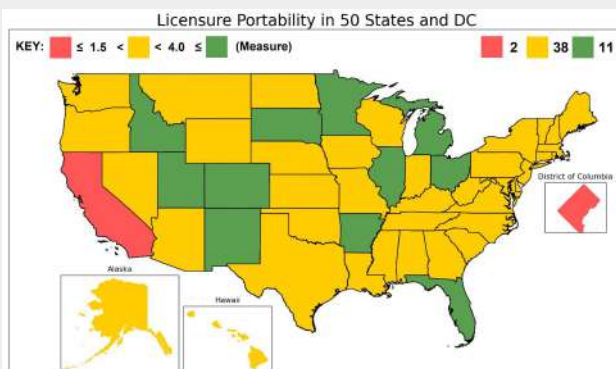


Data Source	Most Recent Survey Time Period Utilized	Date Last Updated
Department of Education - Civil Rights Data Collection District and School Data	SY 2017-2018	October 2020
Department of Education - EDFacts Graduation Rates (District and School Level)	SY 2018-2019	November 2020
Department of Education - National center for Education Statistics Common Core of Data Public Elementary/ Secondary School Universe Survey Data	SY 2019-2020	March 2021
Department of Education - National Center of Education Statistics Common Core of Data (School Search)	SY 2018-19 School Details and Enrollment Characteristics SY 2019-20 School Directory Information	April 2020 July 2020
Center for Education Policy Analysis: Stanford Education Data Archive (SEDA)	SY 2008-2009 through SY 2017-2018	February 2021

* Public Education is Compiled using 60% Academic Performance, 20% School Climate, and 20% Service Offering.

Licensure Portability

2019 2021



Accounting



Cosmetology



EMS



Engineering



Law



Nursing



Physical Therapy



Psychology



Teaching



Other Professions



Data Source	Most Recent Survey Time Period Utilized	Date Last Updated
State Laws, State Executive Orders, State Bar and Supreme Court Rules (Licensure)	Through Dec. 2021	Dec. 31, 2021

Areas Requiring Additional Support

Public Education

Student to Counselor



Growth Measure



Graduation Rates



Support of Military Families - 2021

Capital Airport National Guard Station, Illinois

Education and Licensure Assessment Narrative

Public Education:

(This assessment is a comparative analysis using colors to graphically display results for all criteria and categories. The colors are assigned using percentiles, divided into thirds, to provide information about a location's relative position compared to all other Department of the Air Force installations assessed)

- Capital Airport National Guard Station, Illinois received an overall red rating for public education as it fell within the bottom 33 percent of all Air Force installations assessed

- The areas with the lowest relative ranking which require additional state/community support include Student to Counselor Ratio, Growth Measure, and Graduation Rates

- Change from 2019: Capital Airport National Guard Station, Illinois's overall education rating did not shift from 2019.

Licensure Portability:

- The State of Illinois received an overall green assessment for licensure portability indicating the State statutes (primarily 20 ILCS 5/5-715) contains no barriers to licensure and certification portability for military spouses. Military spouses can easily transfer professional licenses and certificates from other states and sustain their careers

- No barriers remain due to their favorable military spouse Law policy (provides a temporary license with no supervisory requirements)

- If you have additional information or recently made changes to your State's licensure statutes, you can send the updated information to SAF.MRR.Workflow@us.af.mil for consideration and potential changes to the assessment.

Additional Notes:

- The education assessment cross references zip codes within the Military Housing Area (MHA) with zip codes of schools in the surrounding districts. Those school districts with zip codes that fall within the MHA of an installation are included in the analysis. In some locations, school district composition may have changed slightly due to the use of updated District IDs obtained from the Department of Education

- Graduation rates reflect a 4-year graduation, which was determined to be the expectation of Airmen, Guardians, and their families due to frequency of relocation

- The licensure assessment uses a checklist of licensure rules that states should have, and that they should avoid. For example, having a compact or temporary licensing rule and NOT having supervisory requirements are checklist items that lead to green. The Department of the Air Force reviewed state policies and programs intended to eliminate barriers to license portability for military spouses that were in effect as of 31 Dec. 2021

For additional information on Education and Licensure assessment criteria, methodology and data sources, please see the Support of Military Families Background Information provided at www.af.mil under the Support to Families banner. All questions and feedback should be directed to SAF.MRR.Workflow@us.af.mil.

Capital Airport Air National Guard Station, Illinois

School Districts Map

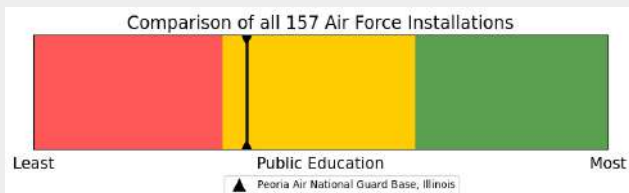


Support of Military Families - 2021

Peoria Air National Guard Base, Illinois

Public Education*

2019 2021



KEY: ■ < 33.3% ■ < 66.6% ■ (Percentile):

Academic Performance Criteria

2019 2021



Graduation Rate



Student Learning Rate



School Climate Criteria



Chronic Absenteeism Rate



Suspension Rate



Service Offering Criteria



Pre-Kindergarten Availability



Student to Counselor Ratio



Student to Mental Health Support Ratio



Student to Nurse Ratio



Student to Teacher Ratio

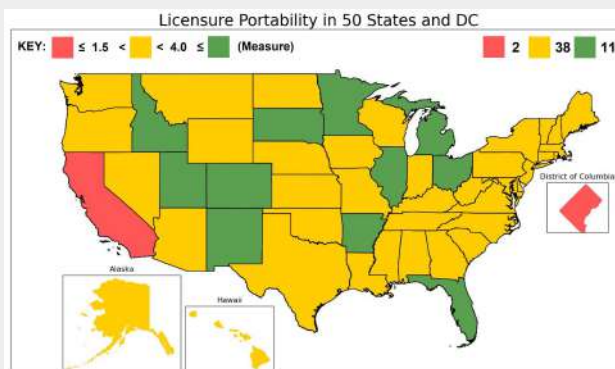


Data Source	Most Recent Survey Time Period Utilized	Date Last Updated
Department of Education - Civil Rights Data Collection District and School Data	SY 2017-2018	October 2020
Department of Education - EDFacts Graduation Rates (District and School Level)	SY 2018-2019	November 2020
Department of Education - National center for Education Statistics Common Core of Data Public Elementary/ Secondary School Universe Survey Data	SY 2019-2020	March 2021
Department of Education - National Center of Education Statistics Common Core of Data (School Search)	SY 2018-19 School Details and Enrollment Characteristics SY 2019-20 School Directory Information	April 2020 July 2020
Center for Education Policy Analysis: Stanford Education Data Archive (SEDA)	SY 2008-2009 through SY 2017-2018	February 2021

* Public Education is Compiled using 60% Academic Performance, 20% School Climate, and 20% Service Offering.

Licensure Portability

2019 2021



Accounting



Cosmetology



EMS



Engineering



Law



Nursing



Physical Therapy



Psychology



Teaching



Other Professions



Data Source	Most Recent Survey Time Period Utilized	Date Last Updated
State Laws, State Executive Orders, State Bar and Supreme Court Rules (Licensure)	Through Dec. 2021	Dec. 31, 2021

Areas Requiring Additional Support

Public Education

Student to Counselor



PreK



Graduation Rates



Support of Military Families - 2021

Peoria Air National Guard Base, Illinois

Education and Licensure Assessment Narrative

Public Education:

(This assessment is a comparative analysis using colors to graphically display results for all criteria and categories. The colors are assigned using percentiles, divided into thirds, to provide information about a location's relative position compared to all other Department of the Air Force installations assessed)

- Peoria Air National Guard Base, Illinois received an overall yellow rating for public education as it fell within the middle 33 percent of all Air Force installations assessed
- The areas with the lowest relative ranking which require additional state/community support include Student to Counselor Ratio, Pre-school Availability, and Graduation Rates
- Change from 2019: Peoria Air National Guard Base, Illinois's overall education rating changed from red to yellow from 2019.

Licensure Portability:

- The State of Illinois received an overall green assessment for licensure portability indicating the State statutes (primarily 20 ILCS 5/5-715) contains no barriers to licensure and certification portability for military spouses. Military spouses can easily transfer professional licenses and certificates from other states and sustain their careers
- No barriers remain due to their favorable military spouse Law policy (provides a temporary license with no supervisory requirements)
- If you have additional information or recently made changes to your State's licensure statutes, you can send the updated information to SAF.MRR.Workflow@us.af.mil for consideration and potential changes to the assessment.

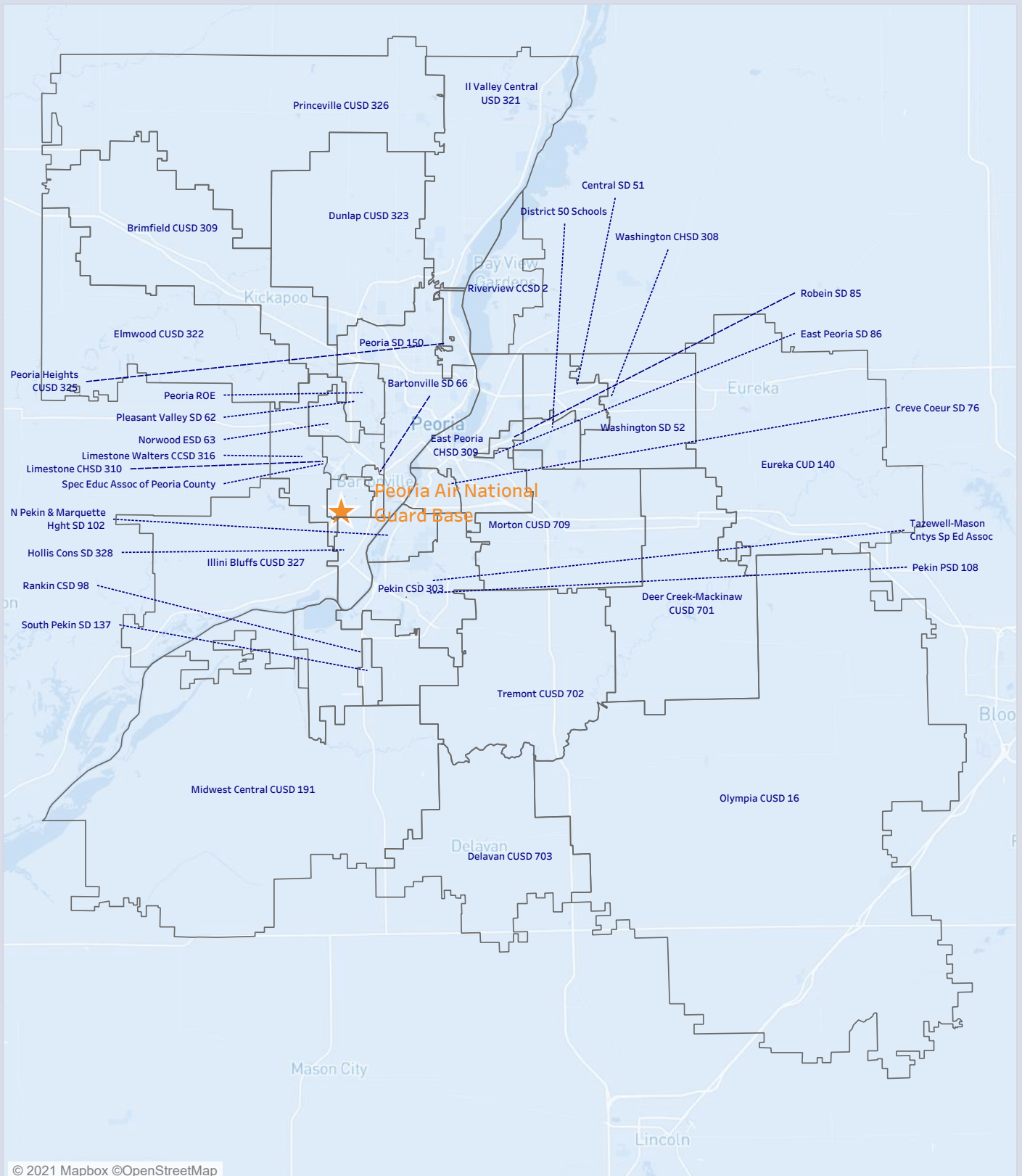
Additional Notes:

- The education assessment cross references zip codes within the Military Housing Area (MHA) with zip codes of schools in the surrounding districts. Those school districts with zip codes that fall within the MHA of an installation are included in the analysis. In some locations, school district composition may have changed slightly due to the use of updated District IDs obtained from the Department of Education
- Graduation rates reflect a 4-year graduation, which was determined to be the expectation of Airmen, Guardians, and their families due to frequency of relocation
- The licensure assessment uses a checklist of licensure rules that states should have, and that they should avoid. For example, having a compact or temporary licensing rule and NOT having supervisory requirements are checklist items that lead to green. The Department of the Air Force reviewed state policies and programs intended to eliminate barriers to license portability for military spouses that were in effect as of 31 Dec. 2021

For additional information on Education and Licensure assessment criteria, methodology and data sources, please see the Support of Military Families Background Information provided at www.af.mil under the Support to Families banner. All questions and feedback should be directed to SAF.MRR.Workflow@us.af.mil.

Peoria Air National Guard Base, Illinois

School Districts Map

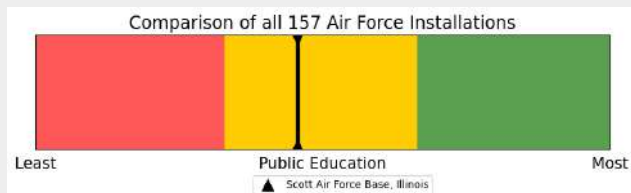


Support of Military Families - 2021

Scott Air Force Base, Illinois

Public Education*

2019 2021



KEY: ■ < 33.3% ≤ ■ < 66.6% ≤ ■ (Percentile):

Academic Performance Criteria

2019 2021



Graduation Rate



Student Learning Rate



School Climate Criteria



Chronic Absenteeism Rate



Suspension Rate



Service Offering Criteria



Pre-Kindergarten Availability



Student to Counselor Ratio



Student to Mental Health Support Ratio



Student to Nurse Ratio



Student to Teacher Ratio

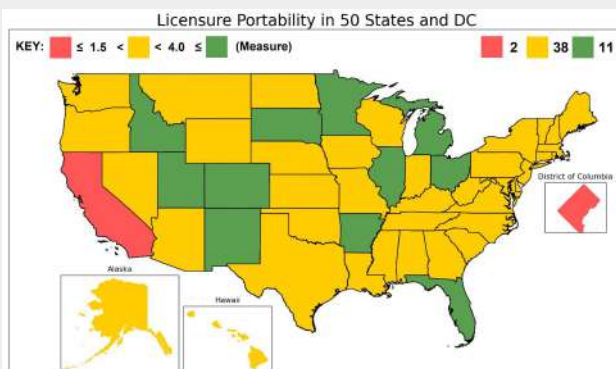


Data Source	Most Recent Survey Time Period Utilized	Date Last Updated
Department of Education - Civil Rights Data Collection District and School Data	SY 2017-2018	October 2020
Department of Education - EDFacts Graduation Rates (District and School Level)	SY 2018-2019	November 2020
Department of Education - National center for Education Statistics Common Core of Data Public Elementary/ Secondary School Universe Survey Data	SY 2019-2020	March 2021
Department of Education - National Center of Education Statistics Common Core of Data (School Search)	SY 2018-19 School Details and Enrollment Characteristics SY 2019-20 School Directory Information	April 2020 July 2020
Center for Education Policy Analysis: Stanford Education Data Archive (SEDA)	SY 2008-2009 through SY 2017-2018	February 2021

* Public Education is Compiled using 60% Academic Performance, 20% School Climate, and 20% Service Offering.

Licensure Portability

2019 2021



Accounting



Cosmetology



EMS



Engineering



Law



Nursing



Physical Therapy



Psychology



Teaching



Other Professions



Data Source	Most Recent Survey Time Period Utilized	Date Last Updated
State Laws, State Executive Orders, State Bar and Supreme Court Rules (Licensure)	Through Dec. 2021	Dec. 31, 2021

Areas Requiring Additional Support

Public Education

Student to Counselor



Suspension Rate



Graduation Rates



Support of Military Families - 2021

Scott Air Force Base, Illinois

Education and Licensure Assessment Narrative

Public Education:

(This assessment is a comparative analysis using colors to graphically display results for all criteria and categories. The colors are assigned using percentiles, divided into thirds, to provide information about a location's relative position compared to all other Department of the Air Force installations assessed)

- Scott Air Force Base, Illinois received an overall yellow rating for public education as it fell within the middle 33 percent of all Air Force installations assessed

- The areas with the lowest relative ranking which require additional state/community support include Student to Counselor Ratio, Suspension Rate, and Graduation Rates

- Change from 2019: Scott Air Force Base, Illinois's overall education rating changed from red to yellow from 2019.

Licensure Portability:

- The State of Illinois received an overall green assessment for licensure portability indicating the State statutes (primarily 20 ILCS 5/5-715) contains no barriers to licensure and certification portability for military spouses. Military spouses can easily transfer professional licenses and certificates from other states and sustain their careers

- No barriers remain due to their favorable military spouse Law policy (provides a temporary license with no supervisory requirements)

- If you have additional information or recently made changes to your State's licensure statutes, you can send the updated information to SAF.MRR.Workflow@us.af.mil for consideration and potential changes to the assessment.

Additional Notes:

- The education assessment cross references zip codes within the Military Housing Area (MHA) with zip codes of schools in the surrounding districts. Those school districts with zip codes that fall within the MHA of an installation are included in the analysis. In some locations, school district composition may have changed slightly due to the use of updated District IDs obtained from the Department of Education

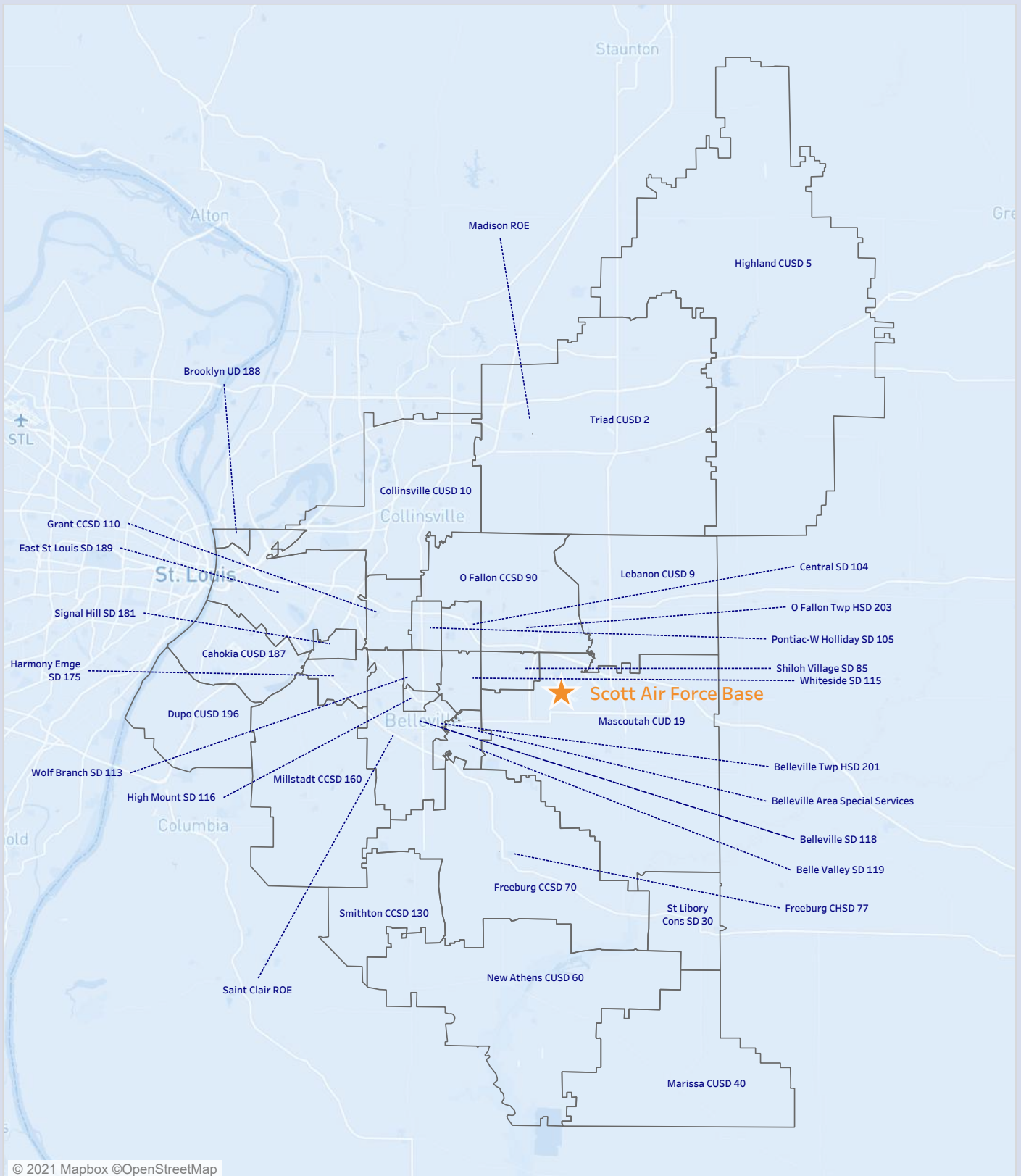
- Graduation rates reflect a 4-year graduation, which was determined to be the expectation of Airmen, Guardians, and their families due to frequency of relocation

- The licensure assessment uses a checklist of licensure rules that states should have, and that they should avoid. For example, having a compact or temporary licensing rule and NOT having supervisory requirements are checklist items that lead to green. The Department of the Air Force reviewed state policies and programs intended to eliminate barriers to license portability for military spouses that were in effect as of 31 Dec. 2021

For additional information on Education and Licensure assessment criteria, methodology and data sources, please see the Support of Military Families Background Information provided at www.af.mil under the Support to Families banner. All questions and feedback should be directed to SAF.MRR.Workflow@us.af.mil.

Scott Air Force Base, Illinois

School Districts Map



Support of Military Families - 2021

Fort Wayne Air National Guard Base, Indiana

Public Education*

2019 2021



KEY: ■ < 33.3% ■ < 66.6% ■ (Percentile):

Academic Performance Criteria

2019 2021



Graduation Rate



Student Learning Rate



School Climate Criteria



Chronic Absenteeism Rate



Suspension Rate



Service Offering Criteria



Pre-Kindergarten Availability



Student to Counselor Ratio



Student to Mental Health Support Ratio



Student to Nurse Ratio



Student to Teacher Ratio

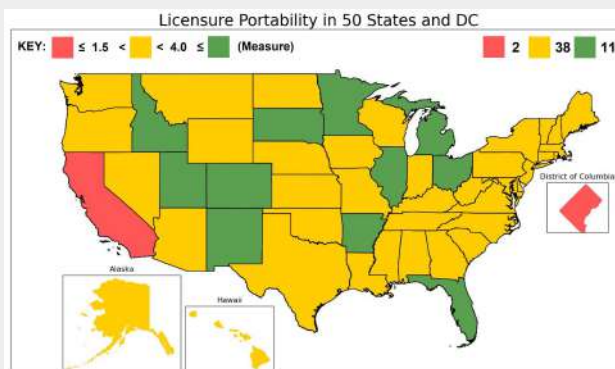


Data Source	Most Recent Survey Time Period Utilized	Date Last Updated
Department of Education - Civil Rights Data Collection District and School Data	SY 2017-2018	October 2020
Department of Education - EDFacts Graduation Rates (District and School Level)	SY 2018-2019	November 2020
Department of Education - National center for Education Statistics Common Core of Data Public Elementary/ Secondary School Universe Survey Data	SY 2019-2020	March 2021
Department of Education - National Center of Education Statistics Common Core of Data (School Search)	SY 2018-19 School Details and Enrollment Characteristics SY 2019-20 School Directory Information	April 2020 July 2020
Center for Education Policy Analysis: Stanford Education Data Archive (SEDA)	SY 2008-2009 through SY 2017-2018	February 2021

* Public Education is Compiled using 60% Academic Performance, 20% School Climate, and 20% Service Offering.

Licensure Portability

2019 2021



Accounting



Cosmetology



EMS



Engineering



Law



Nursing



Physical Therapy



Psychology



Teaching



Other Professions



Data Source	Most Recent Survey Time Period Utilized	Date Last Updated
State Laws, State Executive Orders, State Bar and Supreme Court Rules (Licensure)	Through Dec. 2021	Dec. 31, 2021

Areas Requiring Additional Support

Public Education

PreK



Suspension Rate



Student to Counselor



Licensure Language

Profession

Substantial equivalency Issue license

Accounting,
Cosmetology,
Engineering,
Physical
Therapy,
Psychology,
Teaching



Support of Military Families - 2021

Fort Wayne Air National Guard Base, Indiana

Education and Licensure Assessment Narrative

Public Education:

(This assessment is a comparative analysis using colors to graphically display results for all criteria and categories. The colors are assigned using percentiles, divided into thirds, to provide information about a location's relative position compared to all other Department of the Air Force installations assessed)

- Fort Wayne Air National Guard Base, Indiana received an overall yellow rating for public education as it fell within the middle 33 percent of all Air Force installations assessed

- The areas with the lowest relative ranking which require additional state/community support include Pre-school Availability, Suspension Rate, and Student to Counselor Ratio

- Change from 2019: Fort Wayne Air National Guard Base, Indiana's overall education rating did not shift from 2019.

Licensure Portability:

- The State of Indiana received an overall yellow assessment for licensure portability indicating the State statutes contain barriers to licensure and certification portability for military spouses. This assessment is driven by substantial equivalence requirements that allow acceptance of another state's license if the requirements for obtaining the license are sufficiently similar to their own State's requirements and precludes acceptance if the requirements are not similar

- Although Indiana has enacted legislation to join the Physical Therapy Compact, as of the time of this assessment, the compact benefits are not yet being provided to military spouses as additional requirements need to be met in order for Indiana to fully receive all of the compact privileges

- No barriers remain for EMS and Nursing due to their inclusion in the National Registry for Emergency Medical Technicians and the Nurse Licensure Compact

- If you have additional information or recently made changes to your State's licensure statutes, you can send the updated information to SAF.MRR.Workflow@us.af.mil for consideration and potential changes to the assessment

- Change from 2019: While Indiana showed progress by joining the Nurse Licensure Compact and the Physical Therapy Compact, along with SB0427 improving provisional licensing, their substantial equivalence requirement prevents a change in assessment

Additional Notes:

- The education assessment cross references zip codes within the Military Housing Area (MHA) with zip codes of schools in the surrounding districts. Those school districts with zip codes that fall within the MHA of an installation are included in the analysis. In some locations, school district composition may have changed slightly due to the use of updated District IDs obtained from the Department of Education

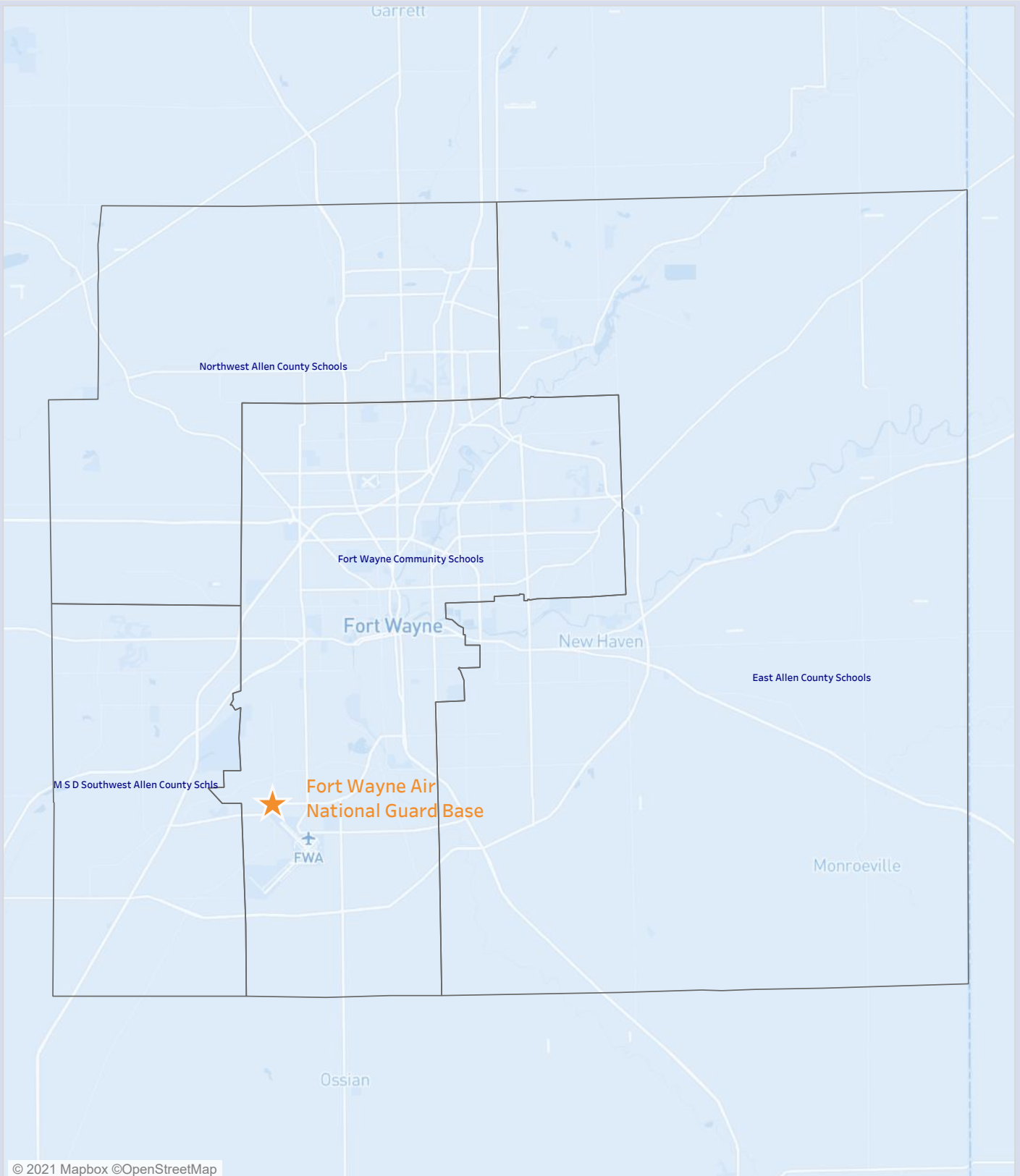
- Graduation rates reflect a 4-year graduation, which was determined to be the expectation of Airmen, Guardians, and their families due to frequency of relocation

- The licensure assessment uses a checklist of licensure rules that states should have, and that they should avoid. For example, having a compact or temporary licensing rule and NOT having supervisory requirements are checklist items that lead to green. The Department of the Air Force reviewed state policies and programs intended to eliminate barriers to license portability for military spouses that were in effect as of 31 Dec. 2021

For additional information on Education and Licensure assessment criteria, methodology and data sources, please see the Support of Military Families Background Information provided at www.af.mil under the Support to Families banner. All questions and feedback should be directed to SAF.MRR.Workflow@us.af.mil.

Fort Wayne Air National Guard Base, Indiana

School Districts Map

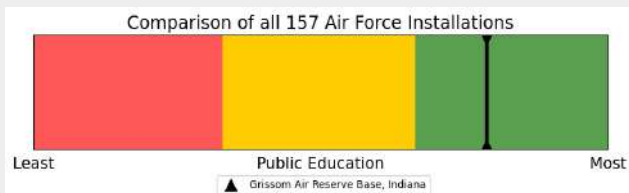


Support of Military Families - 2021

Grissom Air Reserve Base, Indiana

Public Education*

2019 2021



KEY: ■ < 33.3% ■ < 66.6% ■ (Percentile):

Academic Performance Criteria

2019 2021



Graduation Rate



Student Learning Rate



School Climate Criteria



Chronic Absenteeism Rate



Suspension Rate



Service Offering Criteria



Pre-Kindergarten Availability



Student to Counselor Ratio



Student to Mental Health Support Ratio



Student to Nurse Ratio



Student to Teacher Ratio

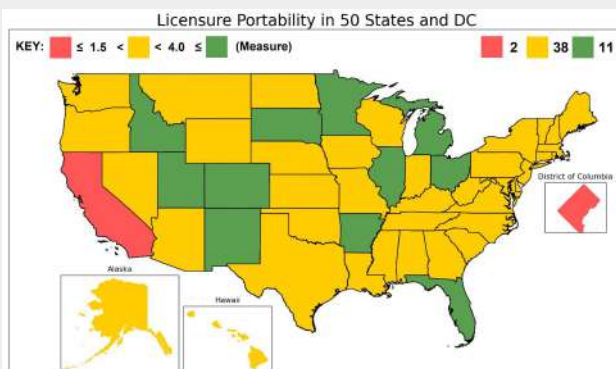


Data Source	Most Recent Survey Time Period Utilized	Date Last Updated
Department of Education - Civil Rights Data Collection District and School Data	SY 2017-2018	October 2020
Department of Education - EDFacts Graduation Rates (District and School Level)	SY 2018-2019	November 2020
Department of Education - National center for Education Statistics Common Core of Data Public Elementary/ Secondary School Universe Survey Data	SY 2019-2020	March 2021
Department of Education - National Center of Education Statistics Common Core of Data (School Search)	SY 2018-19 School Details and Enrollment Characteristics SY 2019-20 School Directory Information	April 2020 July 2020
Center for Education Policy Analysis: Stanford Education Data Archive (SEDA)	SY 2008-2009 through SY 2017-2018	February 2021

* Public Education is Compiled using 60% Academic Performance, 20% School Climate, and 20% Service Offering.

Licensure Portability

2019 2021



Accounting



Cosmetology



EMS



Engineering



Law



Nursing



Physical Therapy



Psychology



Teaching



Other Professions



Data Source	Most Recent Survey Time Period Utilized	Date Last Updated
State Laws, State Executive Orders, State Bar and Supreme Court Rules (Licensure)	Through Dec. 2021	Dec. 31, 2021

Areas Requiring Additional Support

Public Education

Student to Counselor



Student to Teacher



PreK



Licensure Language

Profession

Substantial equivalency Issue license



Accounting,
Cosmetology,
Engineering,
Physical
Therapy,
Psychology,
Teaching

Support of Military Families - 2021

Grissom Air Reserve Base, Indiana

Education and Licensure Assessment Narrative

Public Education:

(This assessment is a comparative analysis using colors to graphically display results for all criteria and categories. The colors are assigned using percentiles, divided into thirds, to provide information about a location's relative position compared to all other Department of the Air Force installations assessed)

- Grissom Air Reserve Base, Indiana received an overall green rating for public education as it fell within the top 33 percent of all Air Force installations assessed

- The areas with the lowest relative ranking which require additional state/community support include Student to Counselor Ratio, Student to Teacher Ratio, and Pre-school Availability

- Change from 2019: Grissom Air Reserve Base, Indiana's overall education rating did not shift from 2019.

Licensure Portability:

- The State of Indiana received an overall yellow assessment for licensure portability indicating the State statutes contain barriers to licensure and certification portability for military spouses. This assessment is driven by substantial equivalence requirements that allow acceptance of another state's license if the requirements for obtaining the license are sufficiently similar to their own State's requirements and precludes acceptance if the requirements are not similar

- Although Indiana has enacted legislation to join the Physical Therapy Compact, as of the time of this assessment, the compact benefits are not yet being provided to military spouses as additional requirements need to be met in order for Indiana to fully receive all of the compact privileges

- No barriers remain for EMS and Nursing due to their inclusion in the National Registry for Emergency Medical Technicians and the Nurse Licensure Compact

- If you have additional information or recently made changes to your State's licensure statutes, you can send the updated information to SAF.MRR.Workflow@us.af.mil for consideration and potential changes to the assessment

- Change from 2019: While Indiana showed progress by joining the Nurse Licensure Compact and the Physical Therapy Compact, along with SB0427 improving provisional licensing, their substantial equivalence requirement prevents a change in assessment

Additional Notes:

- The education assessment cross references zip codes within the Military Housing Area (MHA) with zip codes of schools in the surrounding districts. Those school districts with zip codes that fall within the MHA of an installation are included in the analysis. In some locations, school district composition may have changed slightly due to the use of updated District IDs obtained from the Department of Education

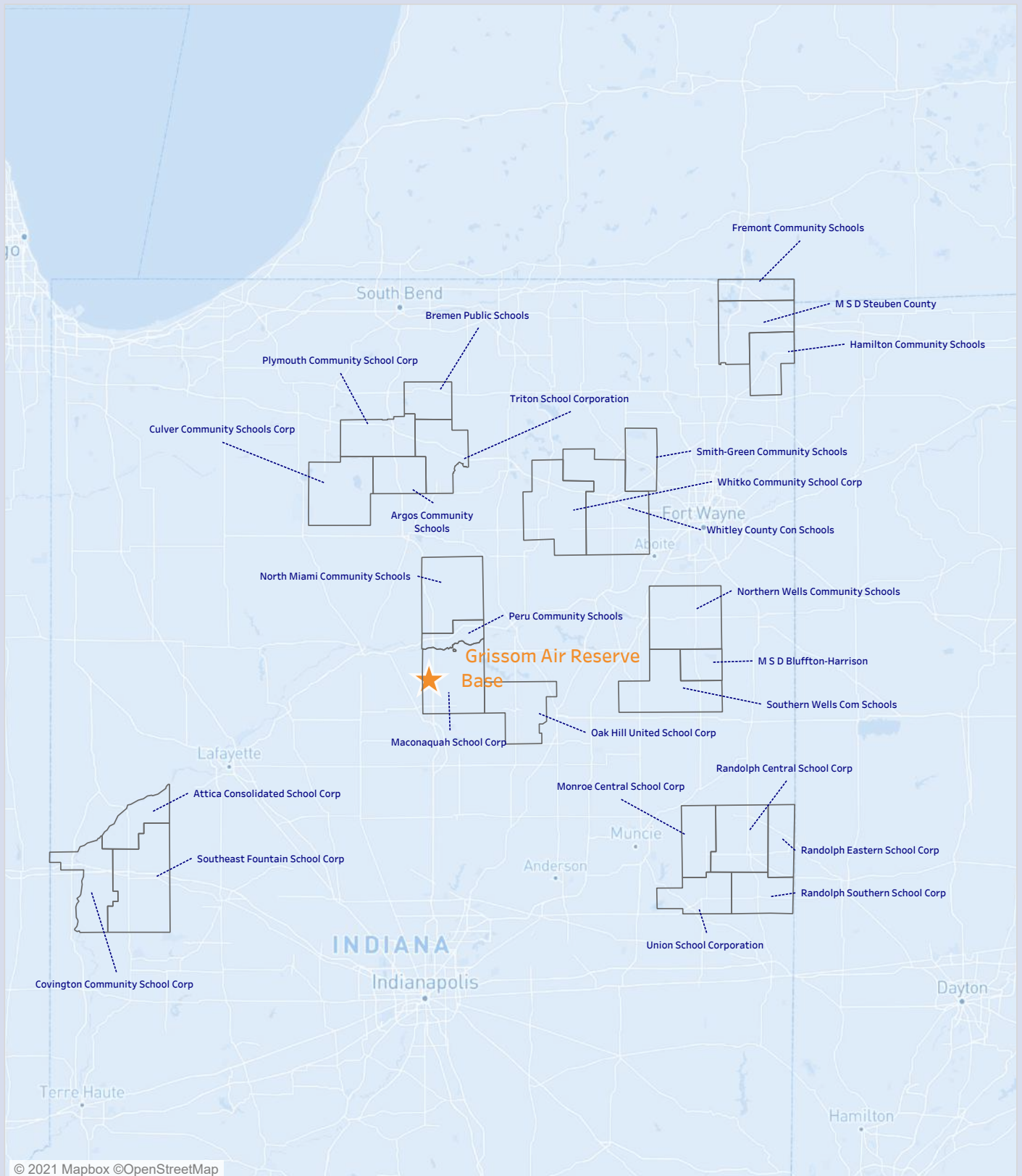
- Graduation rates reflect a 4-year graduation, which was determined to be the expectation of Airmen, Guardians, and their families due to frequency of relocation

- The licensure assessment uses a checklist of licensure rules that states should have, and that they should avoid. For example, having a compact or temporary licensing rule and NOT having supervisory requirements are checklist items that lead to green. The Department of the Air Force reviewed state policies and programs intended to eliminate barriers to license portability for military spouses that were in effect as of 31 Dec. 2021

For additional information on Education and Licensure assessment criteria, methodology and data sources, please see the Support of Military Families Background Information provided at www.af.mil under the Support to Families banner. All questions and feedback should be directed to SAF.MRR.Workflow@us.af.mil.

Grissom Air Reserve Base, Indiana

School Districts Map



Support of Military Families - 2021

Hulman Field Air National Guard Base, Indiana

Public Education*

2019 2021



KEY: ■ < 33.3% ■ < 66.6% ■ (Percentile):

Academic Performance Criteria

2019 2021



Graduation Rate



Student Learning Rate



School Climate Criteria

2019 2021



Chronic Absenteeism Rate



Suspension Rate



Service Offering Criteria

2019 2021



Pre-Kindergarten Availability



Student to Counselor Ratio



Student to Mental Health Support Ratio



Student to Nurse Ratio



Student to Teacher Ratio

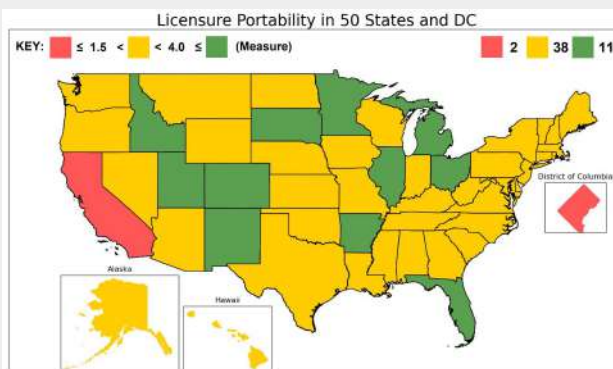


Data Source	Most Recent Survey Time Period Utilized	Date Last Updated
Department of Education - Civil Rights Data Collection District and School Data	SY 2017-2018	October 2020
Department of Education - EDFacts Graduation Rates (District and School Level)	SY 2018-2019	November 2020
Department of Education - National center for Education Statistics Common Core of Data Public Elementary/ Secondary School Universe Survey Data	SY 2019-2020	March 2021
Department of Education - National Center of Education Statistics Common Core of Data (School Search)	SY 2018-19 School Details and Enrollment Characteristics SY 2019-20 School Directory Information	April 2020 July 2020
Center for Education Policy Analysis: Stanford Education Data Archive (SEDA)	SY 2008-2009 through SY 2017-2018	February 2021

* Public Education is Compiled using 60% Academic Performance, 20% School Climate, and 20% Service Offering.

Licensure Portability

2019 2021



Accounting



Cosmetology



EMS



Engineering



Law



Nursing



Physical Therapy



Psychology



Teaching



Other Professions



Data Source	Most Recent Survey Time Period Utilized	Date Last Updated
State Laws, State Executive Orders, State Bar and Supreme Court Rules (Licensure)	Through Dec. 2021	Dec. 31, 2021

Areas Requiring Additional Support

Public Education

PreK



Mental Health Support



Growth Measure



Licensure Language

Profession

Substantial equivalency Issue license

Accounting,
Cosmetology,
Engineering,
Physical
Therapy,
Psychology,
Teaching



Support of Military Families - 2021

Hulman Field Air National Guard Base, Indiana

Education and Licensure Assessment Narrative

Public Education:

(This assessment is a comparative analysis using colors to graphically display results for all criteria and categories. The colors are assigned using percentiles, divided into thirds, to provide information about a location's relative position compared to all other Department of the Air Force installations assessed)

- Hulman Field Air National Guard Base, Indiana received an overall red rating for public education as it fell within the bottom 33 percent of all Air Force installations assessed
- The areas with the lowest relative ranking which require additional state/community support include Pre-school Availability, Student to Mental Health Professional Ratio, and Growth Measure
- Change from 2019: Hulman Field Air National Guard Base, Indiana's overall education rating did not shift from 2019.

Licensure Portability:

- The State of Indiana received an overall yellow assessment for licensure portability indicating the State statutes contain barriers to licensure and certification portability for military spouses. This assessment is driven by substantial equivalence requirements that allow acceptance of another state's license if the requirements for obtaining the license are sufficiently similar to their own State's requirements and precludes acceptance if the requirements are not similar
- Although Indiana has enacted legislation to join the Physical Therapy Compact, as of the time of this assessment, the compact benefits are not yet being provided to military spouses as additional requirements need to be met in order for Indiana to fully receive all of the compact privileges
- No barriers remain for EMS and Nursing due to their inclusion in the National Registry for Emergency Medical Technicians and the Nurse Licensure Compact
- If you have additional information or recently made changes to your State's licensure statutes, you can send the updated information to SAF.MRR.Workflow@us.af.mil for consideration and potential changes to the assessment
- Change from 2019: While Indiana showed progress by joining the Nurse Licensure Compact and the Physical Therapy Compact, along with SB0427 improving provisional licensing, their substantial equivalence requirement prevents a change in assessment

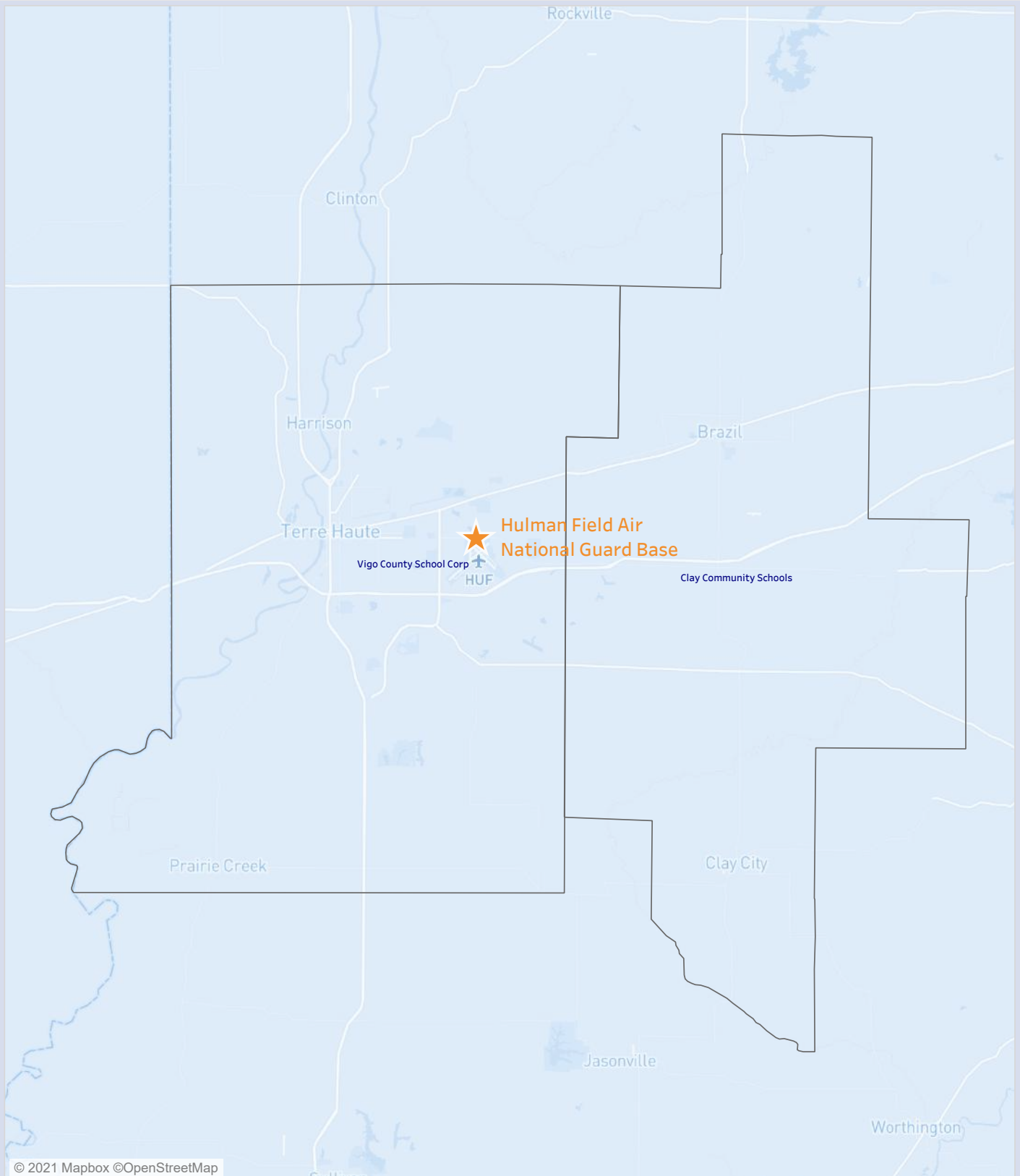
Additional Notes:

- The education assessment cross references zip codes within the Military Housing Area (MHA) with zip codes of schools in the surrounding districts. Those school districts with zip codes that fall within the MHA of an installation are included in the analysis. In some locations, school district composition may have changed slightly due to the use of updated District IDs obtained from the Department of Education
- Graduation rates reflect a 4-year graduation, which was determined to be the expectation of Airmen, Guardians, and their families due to frequency of relocation
- The licensure assessment uses a checklist of licensure rules that states should have, and that they should avoid. For example, having a compact or temporary licensing rule and NOT having supervisory requirements are checklist items that lead to green. The Department of the Air Force reviewed state policies and programs intended to eliminate barriers to license portability for military spouses that were in effect as of 31 Dec. 2021

For additional information on Education and Licensure assessment criteria, methodology and data sources, please see the Support of Military Families Background Information provided at www.af.mil under the Support to Families banner. All questions and feedback should be directed to SAF.MRR.Workflow@us.af.mil.

Hulman Field Air National Guard Base, Indiana

School Districts Map



Support of Military Families - 2021

Des Moines Air National Guard Base, Iowa

Public Education*

2019 2021



KEY: ■ < 33.3% ■ < 66.6% ■ (Percentile):

Academic Performance Criteria

2019 2021



Graduation Rate



Student Learning Rate



School Climate Criteria



Chronic Absenteeism Rate



Suspension Rate



Service Offering Criteria



Pre-Kindergarten Availability



Student to Counselor Ratio



Student to Mental Health Support Ratio



Student to Nurse Ratio



Student to Teacher Ratio

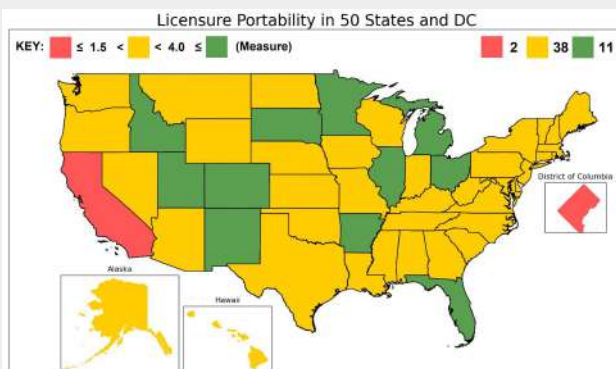


Data Source	Most Recent Survey Time Period Utilized	Date Last Updated
Department of Education - Civil Rights Data Collection District and School Data	SY 2017-2018	October 2020
Department of Education - EDFacts Graduation Rates (District and School Level)	SY 2018-2019	November 2020
Department of Education - National Center for Education Statistics Common Core of Data Public Elementary/ Secondary School Universe Survey Data	SY 2019-2020	March 2021
Department of Education - National Center of Education Statistics Common Core of Data (School Search)	SY 2018-19 School Details and Enrollment Characteristics SY 2019-20 School Directory Information	April 2020 July 2020
Center for Education Policy Analysis: Stanford Education Data Archive (SEDA)	SY 2008-2009 through SY 2017-2018	February 2021

* Public Education is Compiled using 60% Academic Performance, 20% School Climate, and 20% Service Offering.

Licensure Portability

2019 2021



Accounting



Cosmetology



EMS



Engineering



Law



Nursing



Physical Therapy



Psychology



Teaching



Other Professions



Data Source	Most Recent Survey Time Period Utilized	Date Last Updated
State Laws, State Executive Orders, State Bar and Supreme Court Rules (Licensure)	Through Dec. 2021	Dec. 31, 2021

Areas Requiring Additional Support

Public Education

Mental Health Support



Student to Teacher



Student to Counselor



Licensure Language

Profession

No MS rule

Law



Support of Military Families - 2021

Des Moines Air National Guard Base, Iowa

Education and Licensure Assessment Narrative

Public Education:

(This assessment is a comparative analysis using colors to graphically display results for all criteria and categories. The colors are assigned using percentiles, divided into thirds, to provide information about a location's relative position compared to all other Department of the Air Force installations assessed)

- Des Moines Air National Guard Base, Iowa received an overall green rating for public education as it fell within the top 33 percent of all Air Force installations assessed
- The areas with the lowest relative ranking which require additional state/community support include Student to Mental Health Professional Ratio, Student to Teacher Ratio, and Student to Counselor Ratio
- Change from 2019: Des Moines Air National Guard Base, Iowa's overall education rating did not shift from 2019.

Licensure Portability:

- The State of Iowa received an overall yellow assessment for licensure portability indicating State statutes contain barriers to licensure and certification portability for military spouses. This assessment is driven by the requirement that an applicant be licensed or certified by another state for at least one year prior to license transfer
- Significant barriers remain for Law given the absence of military spouse specific statutes
- However, there are no barriers for Physical Therapy and Nursing due to their inclusion in compacts
- If you have additional information or recently made changes to your State's licensure statutes, you can send the updated information to SAF.MRR.Workflow@us.af.mil for consideration and potential changes to the assessment.
- Change from 2019: Despite HB2627 removing the substantial equivalence requirements, the need for military spouses to have been licensed or certified in another state for one year prevents any change from the previous assessment

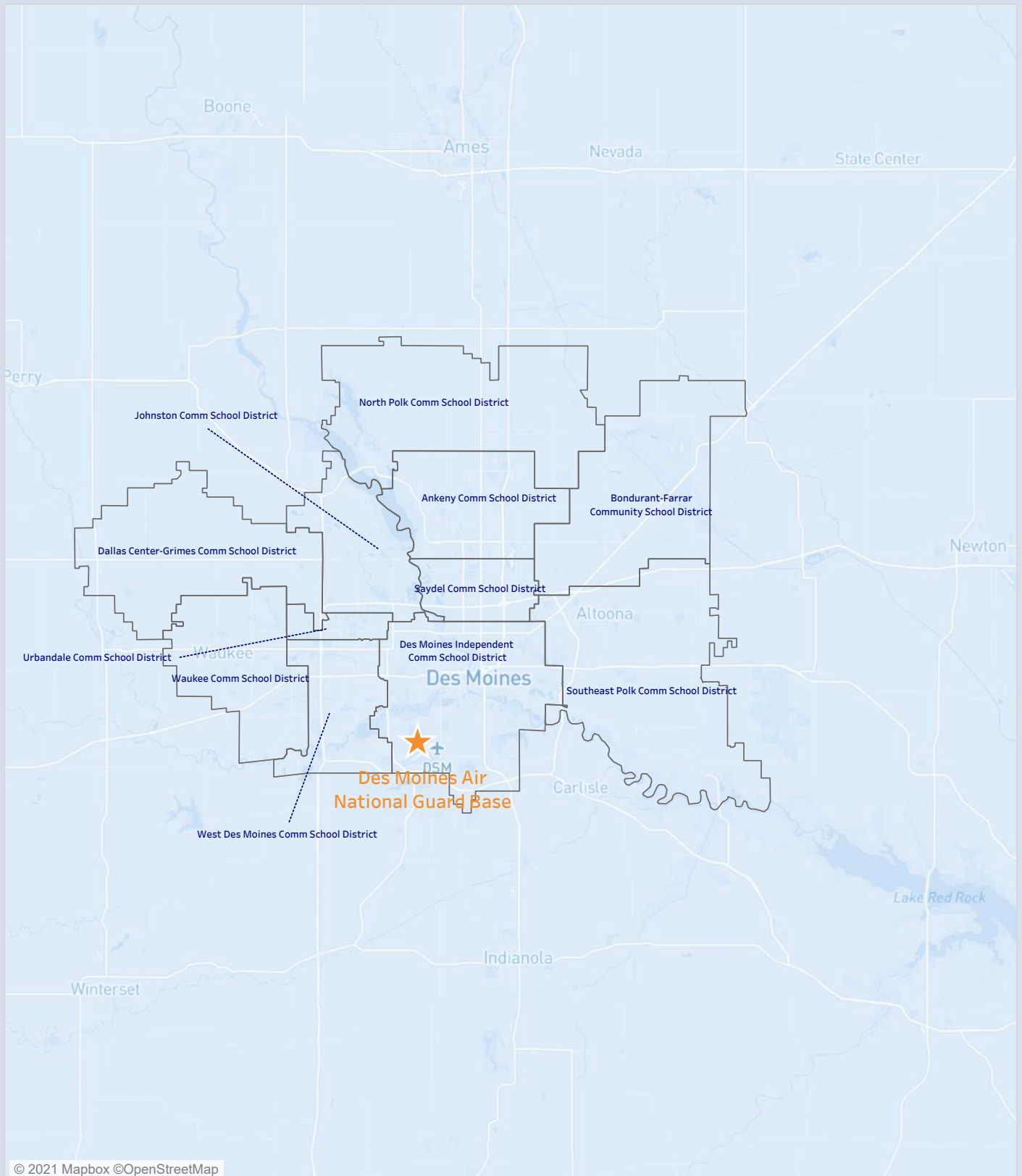
Additional Notes:

- The education assessment cross references zip codes within the Military Housing Area (MHA) with zip codes of schools in the surrounding districts. Those school districts with zip codes that fall within the MHA of an installation are included in the analysis. In some locations, school district composition may have changed slightly due to the use of updated District IDs obtained from the Department of Education
- Graduation rates reflect a 4-year graduation, which was determined to be the expectation of Airmen, Guardians, and their families due to frequency of relocation
- The licensure assessment uses a checklist of licensure rules that states should have, and that they should avoid. For example, having a compact or temporary licensing rule and NOT having supervisory requirements are checklist items that lead to green. The Department of the Air Force reviewed state policies and programs intended to eliminate barriers to license portability for military spouses that were in effect as of 31 Dec. 2021

For additional information on Education and Licensure assessment criteria, methodology and data sources, please see the Support of Military Families Background Information provided at www.af.mil under the Support to Families banner. All questions and feedback should be directed to SAF.MRR.Workflow@us.af.mil.

Des Moines Air National Guard Base, Iowa

School Districts Map

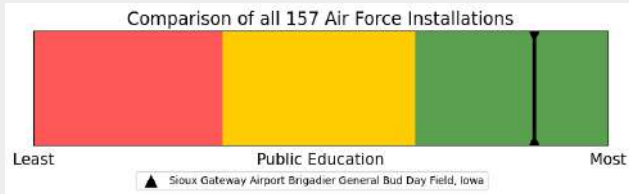


Support of Military Families - 2021

Sioux Gateway Airport Brigadier General Bud Day Field, Iowa

Public Education*

2019 2021



KEY: ■ < 33.3% ■ < 66.6% ■ (Percentile):

Academic Performance Criteria

2019 2021



Graduation Rate



Student Learning Rate



School Climate Criteria



Chronic Absenteeism Rate



Suspension Rate



Service Offering Criteria



Pre-Kindergarten Availability



Student to Counselor Ratio



Student to Mental Health Support Ratio



Student to Nurse Ratio



Student to Teacher Ratio

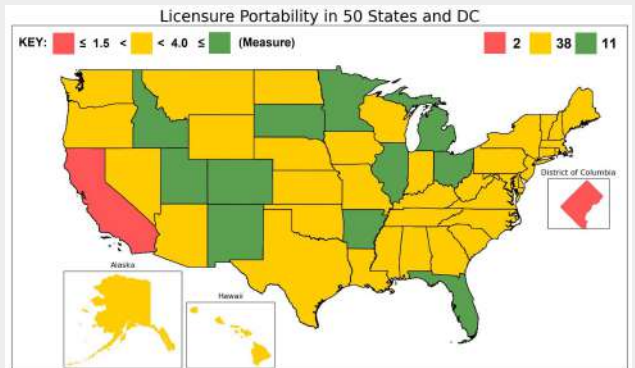


Data Source	Most Recent Survey Time Period Utilized	Date Last Updated
Department of Education - Civil Rights Data Collection District and School Data	SY 2017-2018	October 2020
Department of Education - EDFacts Graduation Rates (District and School Level)	SY 2018-2019	November 2020
Department of Education - National center for Education Statistics Common Core of Data Public Elementary/ Secondary School Universe Survey Data	SY 2019-2020	March 2021
Department of Education - National Center of Education Statistics Common Core of Data (School Search)	SY 2018-19 School Details and Enrollment Characteristics SY 2019-20 School Directory Information	April 2020 July 2020
Center for Education Policy Analysis: Stanford Education Data Archive (SEDA)	SY 2008-2009 through SY 2017-2018	February 2021

* Public Education is Compiled using 60% Academic Performance, 20% School Climate, and 20% Service Offering.

Licensure Portability

2019 2021



Accounting



Cosmetology



EMS



Engineering



Law



Nursing



Physical Therapy



Psychology



Teaching



Other Professions



Data Source	Most Recent Survey Time Period Utilized	Date Last Updated
State Laws, State Executive Orders, State Bar and Supreme Court Rules (Licensure)	Through Dec. 2021	Dec. 31, 2021

Areas Requiring Additional Support

Public Education

Mental Health Support



Student to Counselor



Student to Nurse



Licensure Language

Profession

No MS rule

Law



Support of Military Families - 2021

Sioux Gateway Airport Brigadier General Bud Day Field, Iowa

Education and Licensure Assessment Narrative

Public Education:

(This assessment is a comparative analysis using colors to graphically display results for all criteria and categories. The colors are assigned using percentiles, divided into thirds, to provide information about a location's relative position compared to all other Department of the Air Force installations assessed)

- Sioux Gateway Airport Brigadier General Bud Day Field, Iowa received an overall green rating for public education as it fell within the top 33 percent of all Air Force installations assessed

- The areas with the lowest relative ranking which require additional state/community support include Student to Mental Health Professional Ratio, Student to Counselor Ratio, and Student to Nurse Ratio

- Change from 2019: Sioux Gateway Airport Brigadier General Bud Day Field, Iowa's overall education rating did not shift from 2019.

Licensure Portability:

- The State of Iowa received an overall yellow assessment for licensure portability indicating State statutes contain barriers to licensure and certification portability for military spouses. This assessment is driven by the requirement that an applicant be licensed or certified by another state for at least one year prior to license transfer

- Significant barriers remain for Law given the absence of military spouse specific statutes

- However, there are no barriers for Physical Therapy and Nursing due to their inclusion in compacts

- If you have additional information or recently made changes to your State's licensure statutes, you can send the updated information to SAF.MRR.Workflow@us.af.mil for consideration and potential changes to the assessment.

- Change from 2019: Despite HB2627 removing the substantial equivalence requirements, the need for military spouses to have been licensed or certified in another state for one year prevents any change from the previous assessment

Additional Notes:

- The education assessment cross references zip codes within the Military Housing Area (MHA) with zip codes of schools in the surrounding districts. Those school districts with zip codes that fall within the MHA of an installation are included in the analysis. In some locations, school district composition may have changed slightly due to the use of updated District IDs obtained from the Department of Education

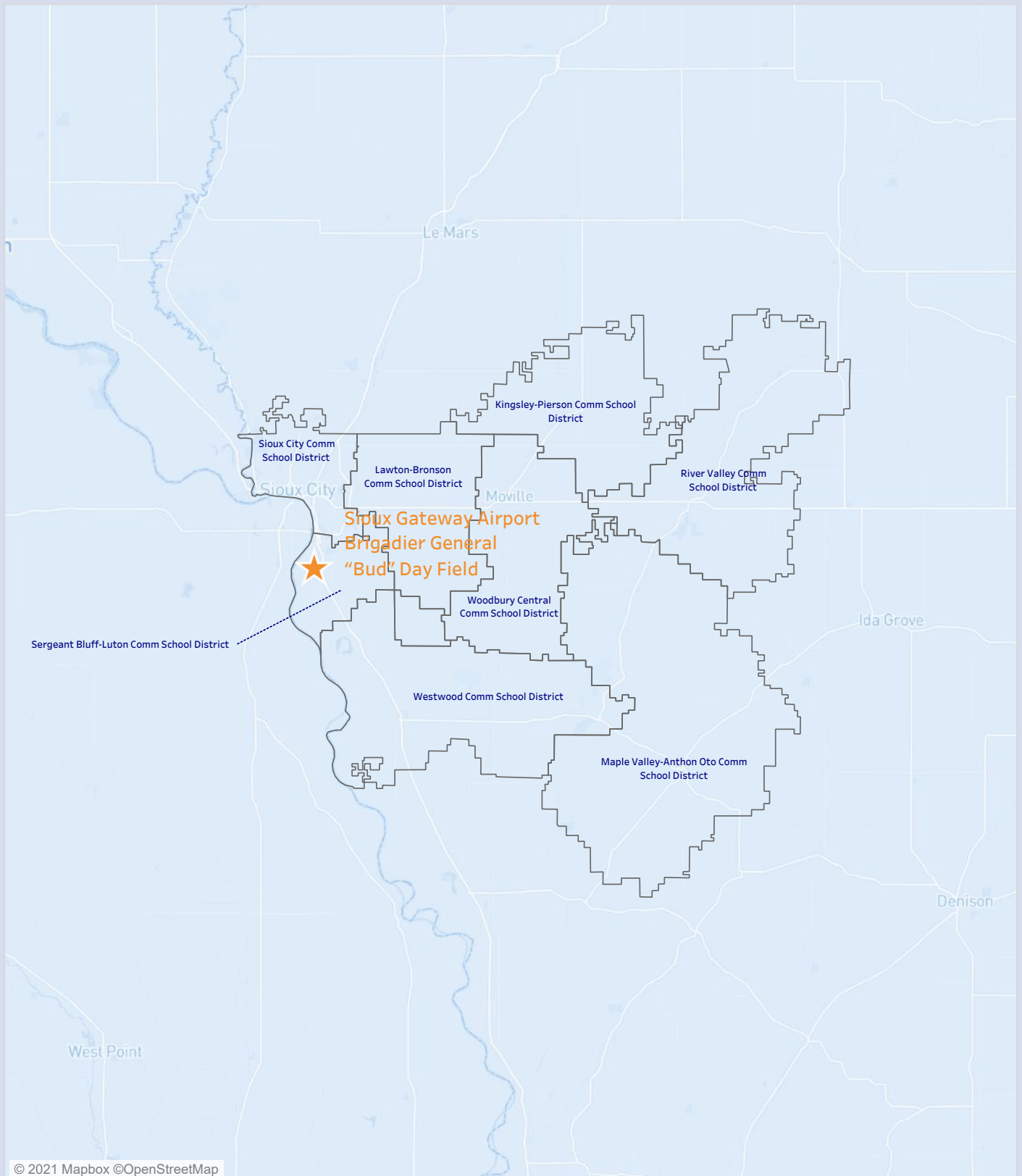
- Graduation rates reflect a 4-year graduation, which was determined to be the expectation of Airmen, Guardians, and their families due to frequency of relocation

- The licensure assessment uses a checklist of licensure rules that states should have, and that they should avoid. For example, having a compact or temporary licensing rule and NOT having supervisory requirements are checklist items that lead to green. The Department of the Air Force reviewed state policies and programs intended to eliminate barriers to license portability for military spouses that were in effect as of 31 Dec. 2021

For additional information on Education and Licensure assessment criteria, methodology and data sources, please see the Support of Military Families Background Information provided at www.af.mil under the Support to Families banner. All questions and feedback should be directed to SAF.MRR.Workflow@us.af.mil.

Sioux Gateway Airport Brigadier General "Bud" Day Field, Iowa

School Districts Map

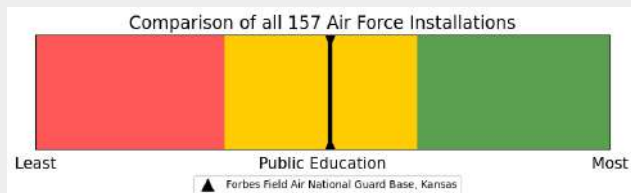


Support of Military Families - 2021

Forbes Field Air National Guard Base, Kansas

Public Education*

2019 2021



KEY: ■ < 33.3% ■ < 66.6% ■ (Percentile):

Academic Performance Criteria

2019 2021



Graduation Rate



Student Learning Rate



School Climate Criteria



Chronic Absenteeism Rate



Suspension Rate



Service Offering Criteria



Pre-Kindergarten Availability



Student to Counselor Ratio



Student to Mental Health Support Ratio



Student to Nurse Ratio



Student to Teacher Ratio

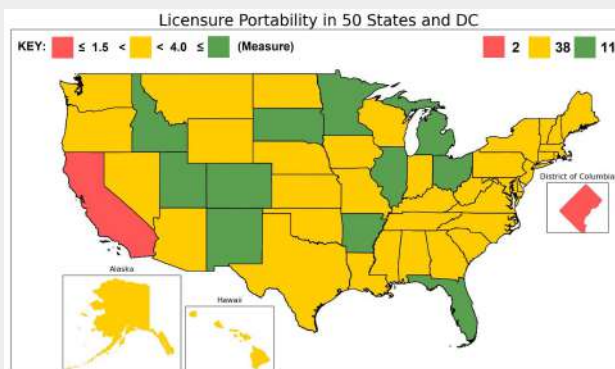


Data Source	Most Recent Survey Time Period Utilized	Date Last Updated
Department of Education - Civil Rights Data Collection District and School Data	SY 2017-2018	October 2020
Department of Education - EDFacts Graduation Rates (District and School Level)	SY 2018-2019	November 2020
Department of Education - National center for Education Statistics Common Core of Data Public Elementary/ Secondary School Universe Survey Data	SY 2019-2020	March 2021
Department of Education - National Center of Education Statistics Common Core of Data (School Search)	SY 2018-19 School Details and Enrollment Characteristics SY 2019-20 School Directory Information	April 2020 July 2020
Center for Education Policy Analysis: Stanford Education Data Archive (SEDA)	SY 2008-2009 through SY 2017-2018	February 2021

* Public Education is Compiled using 60% Academic Performance, 20% School Climate, and 20% Service Offering.

Licensure Portability

2019 2021



Accounting



Cosmetology



EMS



Engineering



Law



Nursing



Physical Therapy



Psychology



Teaching



Other Professions



Data Source	Most Recent Survey Time Period Utilized	Date Last Updated
State Laws, State Executive Orders, State Bar and Supreme Court Rules (Licensure)	Through Dec. 2021	Dec. 31, 2021

Areas Requiring Additional Support

Public Education

Graduation Rates



Chronic Absenteeism



Suspension Rate



Licensure Language

Profession

Supervisory Req w/ MS Rule

Law



Support of Military Families - 2021

Forbes Field Air National Guard Base, Kansas

Education and Licensure Assessment Narrative

Public Education:

(This assessment is a comparative analysis using colors to graphically display results for all criteria and categories. The colors are assigned using percentiles, divided into thirds, to provide information about a location's relative position compared to all other Department of the Air Force installations assessed)

- Forbes Field Air National Guard Base, Kansas received an overall yellow rating for public education as it fell within the middle 33 percent of all Air Force installations assessed
- The areas with the lowest relative ranking which require additional state/community support include Graduation Rates, Chronic Absenteeism Rate, and Suspension Rate
- Change from 2019: Forbes Field Air National Guard Base, Kansas's overall education rating changed from red to yellow from 2019.

Licensure Portability:

- The State of Kansas received an overall yellow assessment for licensure portability indicating the State statutes (primarily K.S.A. 48-3406) contain barriers to licensure and certification portability for military spouses. This assessment is driven by substantial equivalence requirements that allow acceptance of another state's license if the requirements for obtaining the license are sufficiently similar to their own State's requirements and precludes acceptance if the requirements are not similar. Additionally, the state has significant background document requirements
- Although Kansas has enacted legislation to join the Physical Therapy Compact, as of the time of this assessment, the compact benefits are not yet being provided to military spouses as additional requirements need to be met in order for Kansas to fully receive all of the compact privileges
- Significant barriers remain for Law due to the absence of military spouse specific statutes, however, no barriers remain for Nursing due to their inclusion in the Nurse Licensure Compact
- If you have additional information or recently made changes to your State's licensure statutes, you can send the updated information to SAF.MRR.Workflow@us.af.mil for consideration and potential changes to the assessment
- Change from 2019: Although Kansas joined the Audiology/Speech-Language Pathology Interstate Compact, there was no change from the 2019 assessment

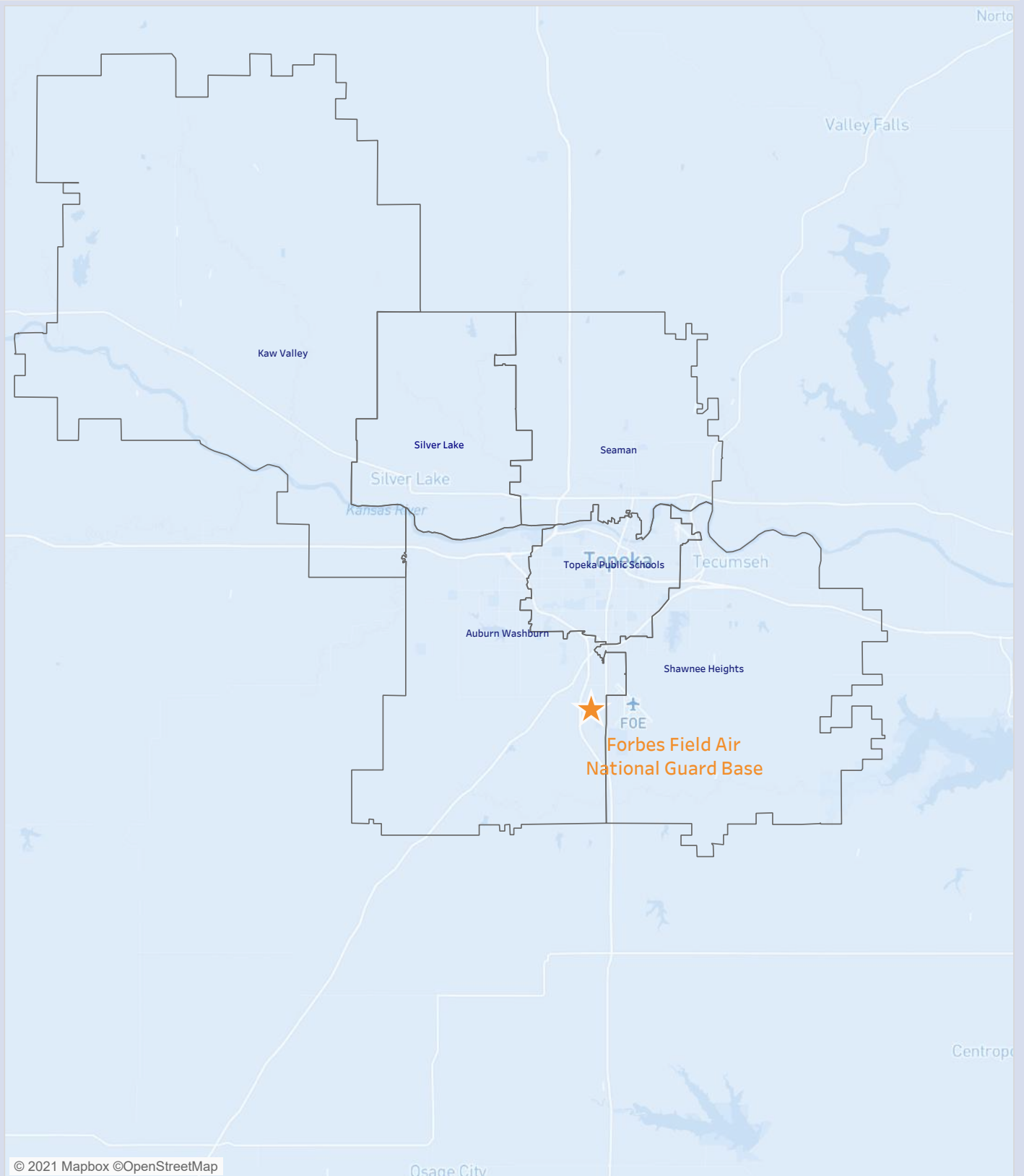
Additional Notes:

- The education assessment cross references zip codes within the Military Housing Area (MHA) with zip codes of schools in the surrounding districts. Those school districts with zip codes that fall within the MHA of an installation are included in the analysis. In some locations, school district composition may have changed slightly due to the use of updated District IDs obtained from the Department of Education
- Graduation rates reflect a 4-year graduation, which was determined to be the expectation of Airmen, Guardians, and their families due to frequency of relocation
- The licensure assessment uses a checklist of licensure rules that states should have, and that they should avoid. For example, having a compact or temporary licensing rule and NOT having supervisory requirements are checklist items that lead to green. The Department of the Air Force reviewed state policies and programs intended to eliminate barriers to license portability for military spouses that were in effect as of 31 Dec. 2021

For additional information on Education and Licensure assessment criteria, methodology and data sources, please see the Support of Military Families Background Information provided at www.af.mil under the Support to Families banner. All questions and feedback should be directed to SAF.MRR.Workflow@us.af.mil.

Forbes Field Air National Guard Base, Kansas

School Districts Map

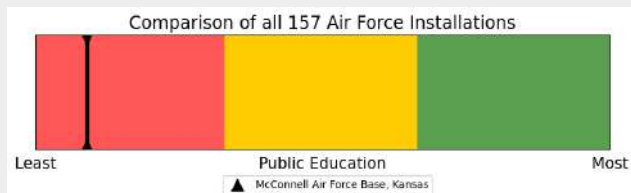


Support of Military Families - 2021

McConnell Air Force Base, Kansas

Public Education*

2019 2021



KEY: ■ < 33.3% ■ < 66.6% ■ (Percentile):

Academic Performance Criteria

2019 2021



Graduation Rate



Student Learning Rate



School Climate Criteria



Chronic Absenteeism Rate



Suspension Rate



Service Offering Criteria



Pre-Kindergarten Availability



Student to Counselor Ratio



Student to Mental Health Support Ratio



Student to Nurse Ratio



Student to Teacher Ratio

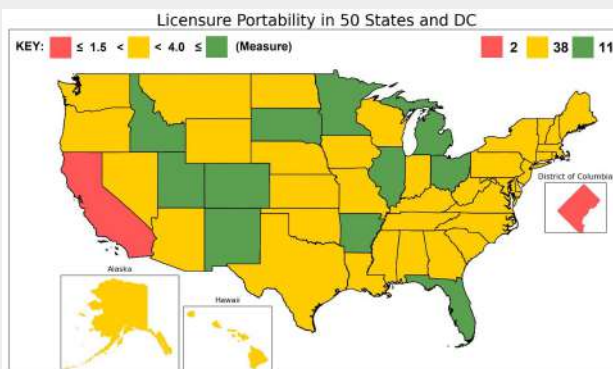


Data Source	Most Recent Survey Time Period Utilized	Date Last Updated
Department of Education - Civil Rights Data Collection District and School Data	SY 2017-2018	October 2020
Department of Education - EDFacts Graduation Rates (District and School Level)	SY 2018-2019	November 2020
Department of Education - National center for Education Statistics Common Core of Data Public Elementary/ Secondary School Universe Survey Data	SY 2019-2020	March 2021
Department of Education - National Center of Education Statistics Common Core of Data (School Search)	SY 2018-19 School Details and Enrollment Characteristics SY 2019-20 School Directory Information	April 2020 July 2020
Center for Education Policy Analysis: Stanford Education Data Archive (SEDA)	SY 2008-2009 through SY 2017-2018	February 2021

* Public Education is Compiled using 60% Academic Performance, 20% School Climate, and 20% Service Offering.

Licensure Portability

2019 2021



Accounting



Cosmetology



EMS



Engineering



Law



Nursing



Physical Therapy



Psychology



Teaching



Other Professions



Data Source	Most Recent Survey Time Period Utilized	Date Last Updated
State Laws, State Executive Orders, State Bar and Supreme Court Rules (Licensure)	Through Dec. 2021	Dec. 31, 2021

Areas Requiring Additional Support

Public Education

PreK



Growth Measure



Suspension Rate



Licensure Language

Profession

Supervisory Req w/ MS Rule

Law



Support of Military Families - 2021

McConnell Air Force Base, Kansas

Education and Licensure Assessment Narrative

Public Education:

(This assessment is a comparative analysis using colors to graphically display results for all criteria and categories. The colors are assigned using percentiles, divided into thirds, to provide information about a location's relative position compared to all other Department of the Air Force installations assessed)

- McConnell Air Force Base, Kansas received an overall red rating for public education as it fell within the bottom 33 percent of all Air Force installations assessed

- The areas with the lowest relative ranking which require additional state/community support include Pre-school Availability, Growth Measure, and Suspension Rate

- Change from 2019: McConnell Air Force Base, Kansas's overall education rating did not shift from 2019.

Licensure Portability:

- The State of Kansas received an overall yellow assessment for licensure portability indicating the State statutes (primarily K.S.A. 48-3406) contain barriers to licensure and certification portability for military spouses. This assessment is driven by substantial equivalence requirements that allow acceptance of another state's license if the requirements for obtaining the license are sufficiently similar to their own State's requirements and precludes acceptance if the requirements are not similar. Additionally, the state has significant background document requirements

- Although Kansas has enacted legislation to join the Physical Therapy Compact, as of the time of this assessment, the compact benefits are not yet being provided to military spouses as additional requirements need to be met in order for Kansas to fully receive all of the compact privileges

- Significant barriers remain for Law due to the absence of military spouse specific statutes, however, no barriers remain for Nursing due to their inclusion in the Nurse Licensure Compact

- If you have additional information or recently made changes to your State's licensure statutes, you can send the updated information to SAF.MRR.Workflow@us.af.mil for consideration and potential changes to the assessment

- Change from 2019: Although Kansas joined the Audiology/Speech-Language Pathology Interstate Compact, there was no change from the 2019 assessment

Additional Notes:

- The education assessment cross references zip codes within the Military Housing Area (MHA) with zip codes of schools in the surrounding districts. Those school districts with zip codes that fall within the MHA of an installation are included in the analysis. In some locations, school district composition may have changed slightly due to the use of updated District IDs obtained from the Department of Education

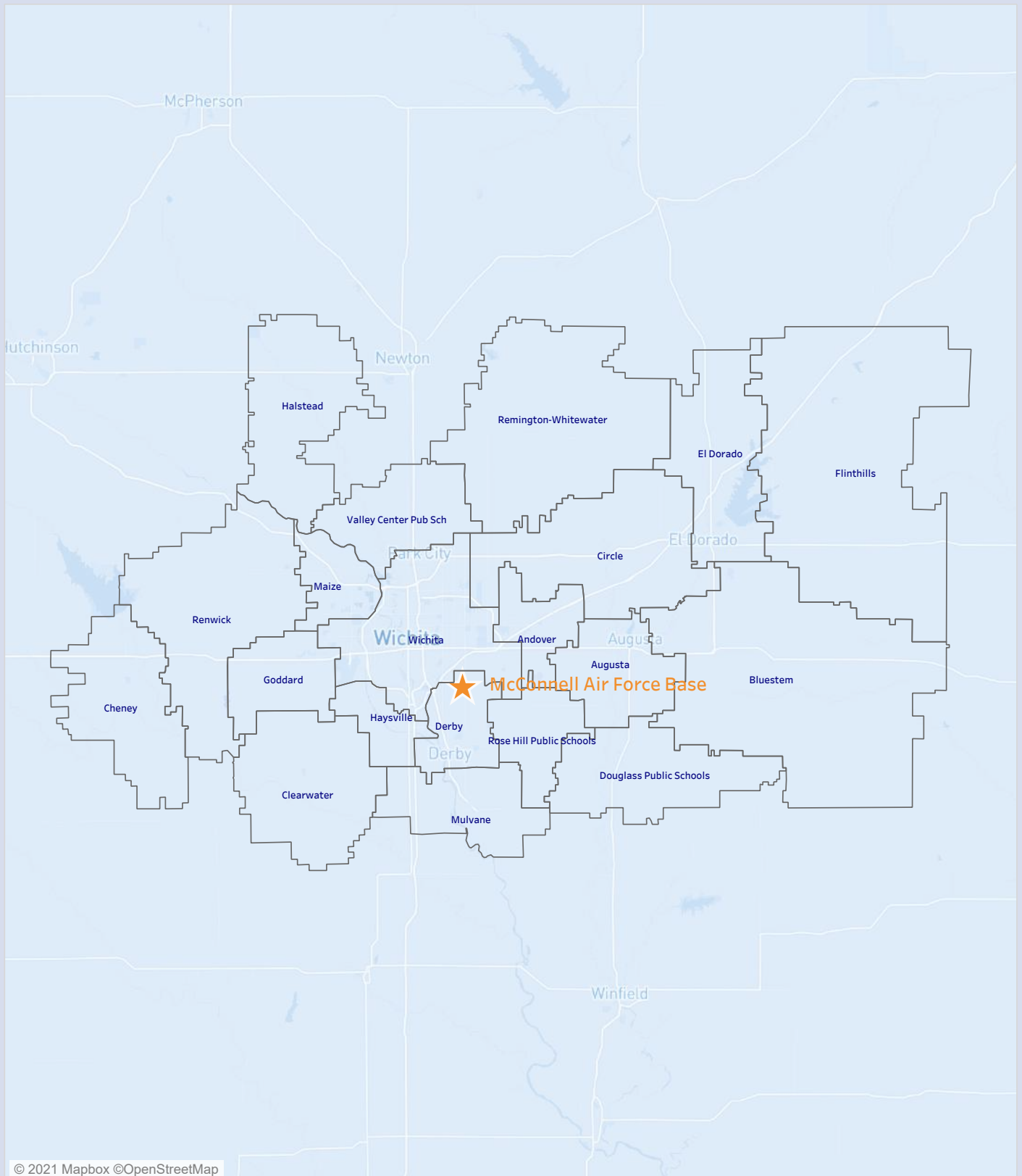
- Graduation rates reflect a 4-year graduation, which was determined to be the expectation of Airmen, Guardians, and their families due to frequency of relocation

- The licensure assessment uses a checklist of licensure rules that states should have, and that they should avoid. For example, having a compact or temporary licensing rule and NOT having supervisory requirements are checklist items that lead to green. The Department of the Air Force reviewed state policies and programs intended to eliminate barriers to license portability for military spouses that were in effect as of 31 Dec. 2021

For additional information on Education and Licensure assessment criteria, methodology and data sources, please see the Support of Military Families Background Information provided at www.af.mil under the Support to Families banner. All questions and feedback should be directed to SAF.MRR.Workflow@us.af.mil.

McConnell Air Force Base, Kansas

School Districts Map

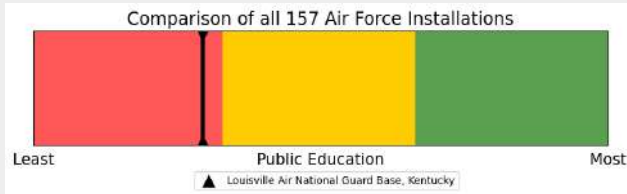


Support of Military Families - 2021

Louisville Air National Guard Base, Kentucky

Public Education*

2019 2021



KEY: ■ < 33.3% ■ < 66.6% ■ (Percentile):

Academic Performance Criteria

2019 2021



Graduation Rate



Student Learning Rate



School Climate Criteria



Chronic Absenteeism Rate



Suspension Rate



Service Offering Criteria



Pre-Kindergarten Availability



Student to Counselor Ratio



Student to Mental Health Support Ratio



Student to Nurse Ratio



Student to Teacher Ratio

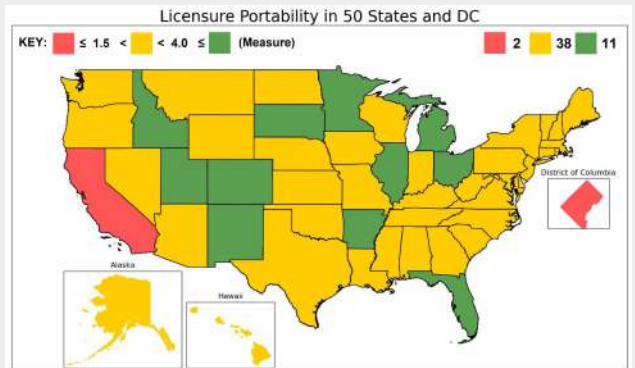


Data Source	Most Recent Survey Time Period Utilized	Date Last Updated
Department of Education - Civil Rights Data Collection District and School Data	SY 2017-2018	October 2020
Department of Education - EDFacts Graduation Rates (District and School Level)	SY 2018-2019	November 2020
Department of Education - National center for Education Statistics Common Core of Data Public Elementary/ Secondary School Universe Survey Data	SY 2019-2020	March 2021
Department of Education - National Center of Education Statistics Common Core of Data (School Search)	SY 2018-19 School Details and Enrollment Characteristics SY 2019-20 School Directory Information	April 2020 July 2020
Center for Education Policy Analysis: Stanford Education Data Archive (SEDA)	SY 2008-2009 through SY 2017-2018	February 2021

* Public Education is Compiled using 60% Academic Performance, 20% School Climate, and 20% Service Offering.

Licensure Portability

2019 2021



Accounting



Cosmetology



EMS



Engineering



Law



Nursing



Physical Therapy



Psychology



Teaching



Other Professions



Data Source	Most Recent Survey Time Period Utilized	Date Last Updated
State Laws, State Executive Orders, State Bar and Supreme Court Rules (Licensure)	Through Dec. 2021	Dec. 31, 2021

Areas Requiring Additional Support

Public Education

Suspension Rate



Student to Nurse



Chronic Absenteeism



Licensure Language

Profession

Substantial equivalency
Temporary license

Accounting,
Cosmetology,
Engineering,
EMS,
Psychology,
Teaching



Support of Military Families - 2021

Louisville Air National Guard Base, Kentucky

Education and Licensure Assessment Narrative

Public Education:

(This assessment is a comparative analysis using colors to graphically display results for all criteria and categories. The colors are assigned using percentiles, divided into thirds, to provide information about a location's relative position compared to all other Department of the Air Force installations assessed)

- Louisville Air National Guard Base, Kentucky received an overall red rating for public education as it fell within the bottom 33 percent of all Air Force installations assessed

- The areas with the lowest relative ranking which require additional state/community support include Suspension Rate, Student to Nurse Ratio, and Chronic Absenteeism Rate

- Change from 2019: Louisville Air National Guard Base, Kentucky's overall education rating changed from yellow to red from 2019.

Licensure Portability:

- The State of Kentucky received an overall yellow assessment for licensure portability indicating the State statutes (primarily KRS § 12.245) contain barriers to licensure and certification portability for military spouses. This assessment is driven by substantial equivalence requirements that allow acceptance of another state's license if the requirements for obtaining the license are sufficiently similar to their own State's requirements and precludes acceptance if the requirements are not similar. Even though the onus is on the occupational board to prove equivalency, the substantial equivalence requirement still stands, and documentation must be provided by the applicant

- No barriers remain for Law, Nursing and Physical Therapy due to their favorable military spouse legislation for lawyers (temporary license available for military spouses and no supervisory requirements) and their inclusion in the NLC Compact and PT Compact

- If you have additional information or recently made changes to your State's licensure statutes, you can send the updated information to SAF.MRR.Workflow@us.af.mil for consideration and potential changes to the assessment.

- Change from 2019: Despite joining the Psychology Interjurisdictional Compact and the Audiology/Speech-Language Pathology Interstate Compact, there were no changes to the state's statute and no change from the 2019 assessment

Additional Notes:

- The education assessment cross references zip codes within the Military Housing Area (MHA) with zip codes of schools in the surrounding districts. Those school districts with zip codes that fall within the MHA of an installation are included in the analysis. In some locations, school district composition may have changed slightly due to the use of updated District IDs obtained from the Department of Education

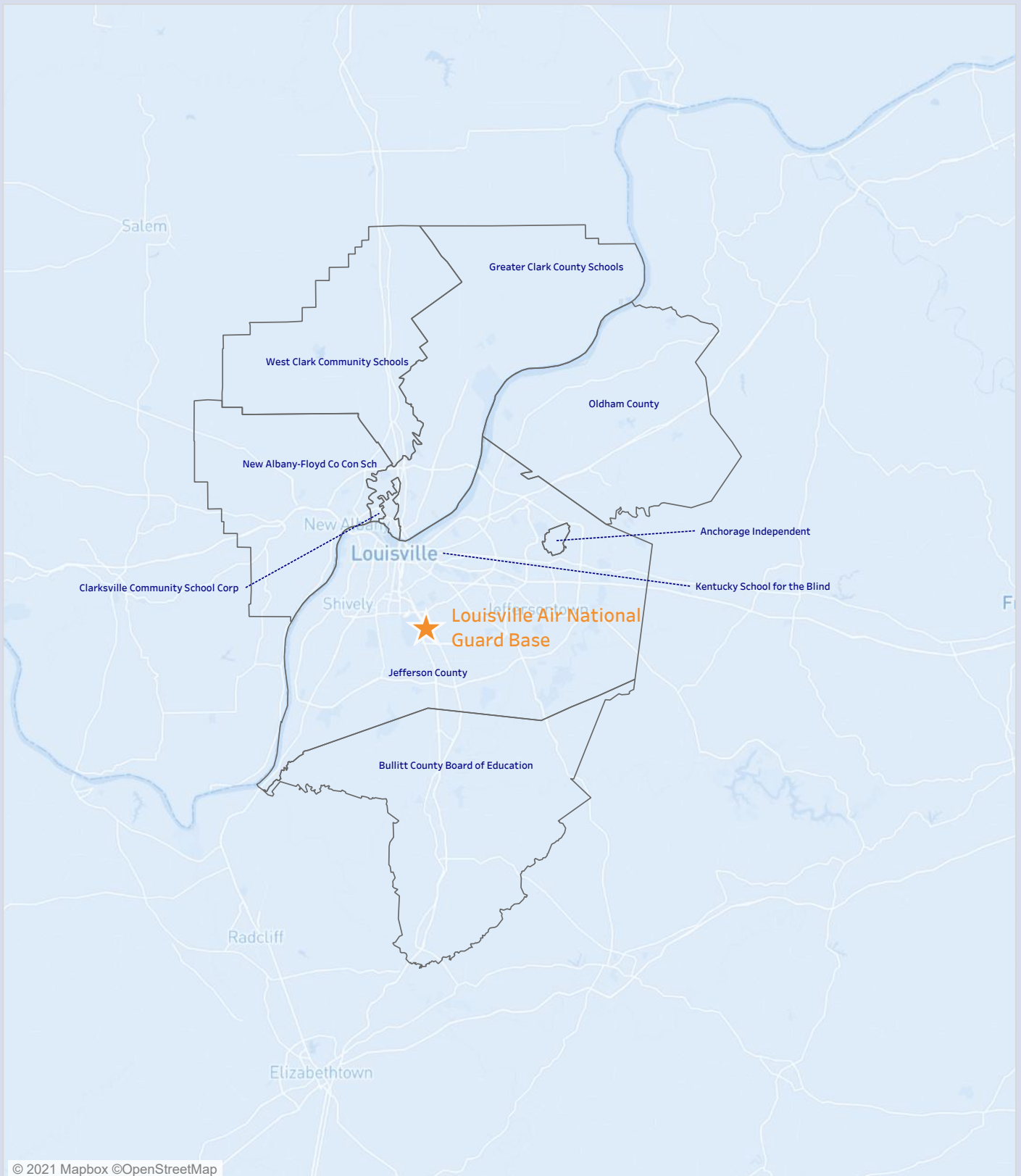
- Graduation rates reflect a 4-year graduation, which was determined to be the expectation of Airmen, Guardians, and their families due to frequency of relocation

- The licensure assessment uses a checklist of licensure rules that states should have, and that they should avoid. For example, having a compact or temporary licensing rule and NOT having supervisory requirements are checklist items that lead to green. The Department of the Air Force reviewed state policies and programs intended to eliminate barriers to license portability for military spouses that were in effect as of 31 Dec. 2021

For additional information on Education and Licensure assessment criteria, methodology and data sources, please see the Support of Military Families Background Information provided at www.af.mil under the Support to Families banner. All questions and feedback should be directed to SAF.MRR.Workflow@us.af.mil.

Louisville Air National Guard Base, Kentucky

School Districts Map

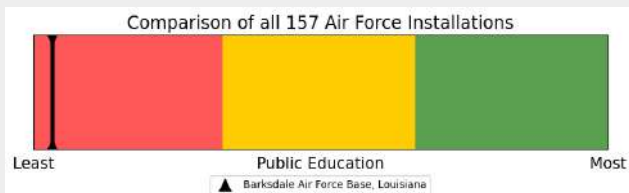


Support of Military Families - 2021

Barksdale Air Force Base, Louisiana

Public Education*

2019 2021



KEY: ■ < 33.3% ■ < 66.6% ■ (Percentile):

Academic Performance Criteria

2019 2021



Graduation Rate



Student Learning Rate



School Climate Criteria



Chronic Absenteeism Rate



Suspension Rate



Service Offering Criteria



Pre-Kindergarten Availability



Student to Counselor Ratio



Student to Mental Health Support Ratio



Student to Nurse Ratio



Student to Teacher Ratio



Data Source	Most Recent Survey Time Period Utilized	Date Last Updated
Department of Education - Civil Rights Data Collection District and School Data	SY 2017-2018	October 2020
Department of Education - EDFacts Graduation Rates (District and School Level)	SY 2018-2019	November 2020
Department of Education - National center for Education Statistics Common Core of Data Public Elementary/ Secondary School Universe Survey Data	SY 2019-2020	March 2021
Department of Education - National Center of Education Statistics Common Core of Data (School Search)	SY 2018-19 School Details and Enrollment Characteristics SY 2019-20 School Directory Information	April 2020 July 2020
Center for Education Policy Analysis: Stanford Education Data Archive (SEDA)	SY 2008-2009 through SY 2017-2018	February 2021

* Public Education is Compiled using 60% Academic Performance, 20% School Climate, and 20% Service Offering.

Licensure Portability

2019 2021



Accounting



Cosmetology



EMS



Engineering



Law



Nursing



Physical Therapy



Psychology



Teaching



Other Professions



Data Source	Most Recent Survey Time Period Utilized	Date Last Updated
State Laws, State Executive Orders, State Bar and Supreme Court Rules (Licensure)	Through Dec. 2021	Dec. 31, 2021

Areas Requiring Additional Support

Public Education

Graduation Rates



Suspension Rate



Mental Health Support



Licensure Language

Profession

No MS rule

Law



Support of Military Families - 2021

Barksdale Air Force Base, Louisiana

Education and Licensure Assessment Narrative

Public Education:

(This assessment is a comparative analysis using colors to graphically display results for all criteria and categories. The colors are assigned using percentiles, divided into thirds, to provide information about a location's relative position compared to all other Department of the Air Force installations assessed)

- Barksdale Air Force Base, Louisiana received an overall red rating for public education as it fell within the bottom 33 percent of all Air Force installations assessed

- The areas with the lowest relative ranking which require additional state/community support include Graduation Rates, Suspension Rate, and Student to Mental Health Professional Ratio

- Change from 2019: Barksdale Air Force Base, Louisiana's overall education rating did not shift from 2019.

Licensure Portability:

- The State of Louisiana received an overall yellow rating for licensure portability indicating the State statutes (primarily HB 613) contain barriers to licensure and certification portability for military spouses. This assessment is driven by the requirement that an applicant be licensed or certified by another state for at least one year

- No barriers remain for EMS, Nursing and Physical Therapy due to their participation in the National EMT Registry, NLC Compact, and PT Compact respectively

- If you have additional information or recently made changes to your State's licensure statutes, you can send the updated information to SAF.MRR.Workflow@us.af.mil for consideration and potential changes to the assessment.

- Change from 2019: While Louisiana removed the requirement for substantial equivalence, a change in assessment was not reflected due to the requirement that an applicant be licensed or certified by another state for at least one year

Additional Notes:

- The education assessment cross references zip codes within the Military Housing Area (MHA) with zip codes of schools in the surrounding districts. Those school districts with zip codes that fall within the MHA of an installation are included in the analysis. In some locations, school district composition may have changed slightly due to the use of updated District IDs obtained from the Department of Education

- Graduation rates reflect a 4-year graduation, which was determined to be the expectation of Airmen, Guardians, and their families due to frequency of relocation

- The licensure assessment uses a checklist of licensure rules that states should have, and that they should avoid. For example, having a compact or temporary licensing rule and NOT having supervisory requirements are checklist items that lead to green. The Department of the Air Force reviewed state policies and programs intended to eliminate barriers to license portability for military spouses that were in effect as of 31 Dec. 2021

For additional information on Education and Licensure assessment criteria, methodology and data sources, please see the Support of Military Families Background Information provided at www.af.mil under the Support to Families banner. All questions and feedback should be directed to SAF.MRR.Workflow@us.af.mil.

Barksdale Air Force Base, Louisiana

School Districts Map



Support of Military Families - 2021

NAS Joint Reserve Base New Orleans, Louisiana

Public Education*

2019 2021



Academic Performance Criteria

2019 2021



Graduation Rate



Student Learning Rate



School Climate Criteria



Chronic Absenteeism Rate



Suspension Rate



Service Offering Criteria



Pre-Kindergarten Availability



Student to Counselor Ratio



Student to Mental Health Support Ratio



Student to Nurse Ratio



Student to Teacher Ratio

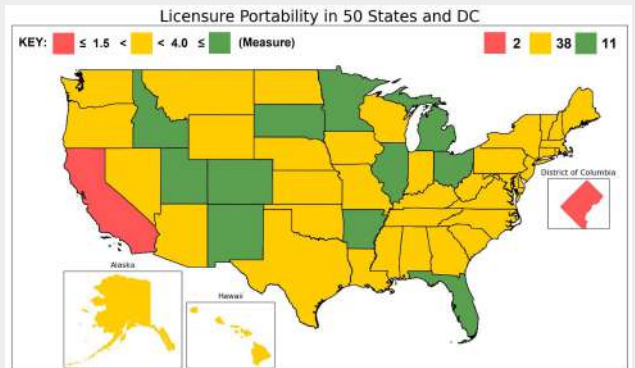


Data Source	Most Recent Survey Time Period Utilized	Date Last Updated
Department of Education - Civil Rights Data Collection District and School Data	SY 2017-2018	October 2020
Department of Education - EDFacts Graduation Rates (District and School Level)	SY 2018-2019	November 2020
Department of Education - National center for Education Statistics Common Core of Data Public Elementary/ Secondary School Universe Survey Data	SY 2019-2020	March 2021
Department of Education - National Center of Education Statistics Common Core of Data (School Search)	SY 2018-19 School Details and Enrollment Characteristics SY 2019-20 School Directory Information	April 2020 July 2020
Center for Education Policy Analysis: Stanford Education Data Archive (SEDA)	SY 2008-2009 through SY 2017-2018	February 2021

* Public Education is Compiled using 60% Academic Performance, 20% School Climate, and 20% Service Offering.

Licensure Portability

2019 2021



Accounting



Cosmetology



EMS



Engineering



Law



Nursing



Physical Therapy



Psychology



Teaching



Other Professions



Data Source	Most Recent Survey Time Period Utilized	Date Last Updated
State Laws, State Executive Orders, State Bar and Supreme Court Rules (Licensure)	Through Dec. 2021	Dec. 31, 2021

Areas Requiring Additional Support

Public Education

Graduation Rates



Suspension Rate



Student to Counselor



Licensure Language

Profession

No MS rule

Law



Support of Military Families - 2021

NAS Joint Reserve Base New Orleans, Louisiana

Education and Licensure Assessment Narrative

Public Education:

(This assessment is a comparative analysis using colors to graphically display results for all criteria and categories. The colors are assigned using percentiles, divided into thirds, to provide information about a location's relative position compared to all other Department of the Air Force installations assessed)

- NAS Joint Reserve Base New Orleans, Louisiana received an overall red rating for public education as it fell within the bottom 33 percent of all Air Force installations assessed
- The areas with the lowest relative ranking which require additional state/community support include Graduation Rates, Suspension Rate, and Student to Counselor Ratio
- Change from 2019: NAS Joint Reserve Base New Orleans, Louisiana's overall education rating did not shift from 2019.

Licensure Portability:

- The State of Louisiana received an overall yellow rating for licensure portability indicating the State statutes (primarily HB 613) contain barriers to licensure and certification portability for military spouses. This assessment is driven by the requirement that an applicant be licensed or certified by another state for at least one year
- No barriers remain for EMS, Nursing and Physical Therapy due to their participation in the National EMT Registry, NLC Compact, and PT Compact respectively
- If you have additional information or recently made changes to your State's licensure statutes, you can send the updated information to SAF.MRR.Workflow@us.af.mil for consideration and potential changes to the assessment.
- Change from 2019: While Louisiana removed the requirement for substantial equivalence, a change in assessment was not reflected due to the requirement that an applicant be licensed or certified by another state for at least one year

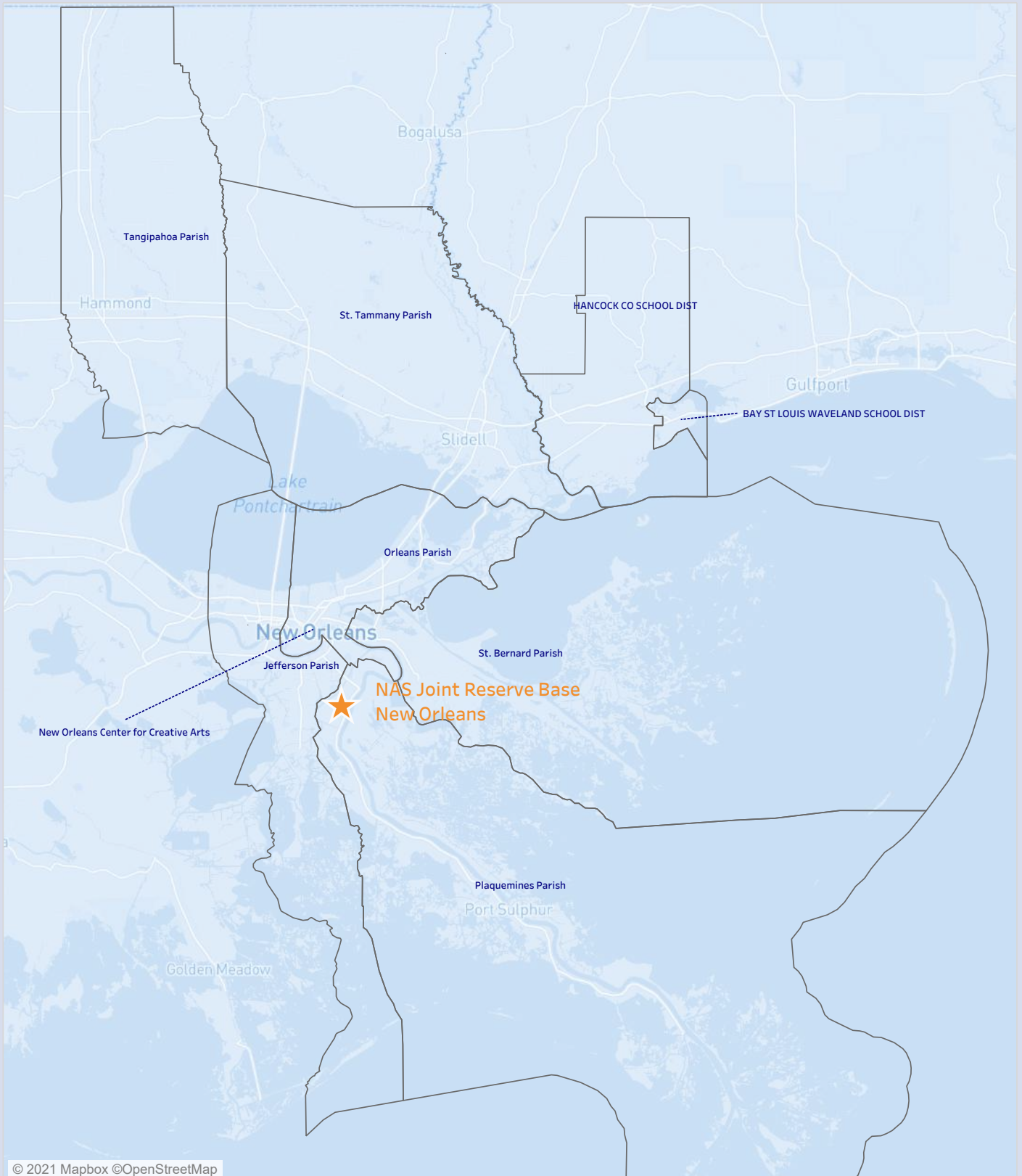
Additional Notes:

- The education assessment cross references zip codes within the Military Housing Area (MHA) with zip codes of schools in the surrounding districts. Those school districts with zip codes that fall within the MHA of an installation are included in the analysis. In some locations, school district composition may have changed slightly due to the use of updated District IDs obtained from the Department of Education
- Graduation rates reflect a 4-year graduation, which was determined to be the expectation of Airmen, Guardians, and their families due to frequency of relocation
- The licensure assessment uses a checklist of licensure rules that states should have, and that they should avoid. For example, having a compact or temporary licensing rule and NOT having supervisory requirements are checklist items that lead to green. The Department of the Air Force reviewed state policies and programs intended to eliminate barriers to license portability for military spouses that were in effect as of 31 Dec. 2021

For additional information on Education and Licensure assessment criteria, methodology and data sources, please see the Support of Military Families Background Information provided at www.af.mil under the Support to Families banner. All questions and feedback should be directed to SAF.MRR.Workflow@us.af.mil.

NAS Joint Reserve Base New Orleans, Louisiana

School Districts Map



Support of Military Families - 2021

Bangor Air National Guard Base, Maine

Public Education*

2019 2021



KEY: ■ < 33.3% ≤ ■ < 66.6% ≤ ■ (Percentile):

Academic Performance Criteria

2019 2021



Graduation Rate



Student Learning Rate



School Climate Criteria



Chronic Absenteeism Rate



Suspension Rate



Service Offering Criteria



Pre-Kindergarten Availability



Student to Counselor Ratio



Student to Mental Health Support Ratio



Student to Nurse Ratio



Student to Teacher Ratio

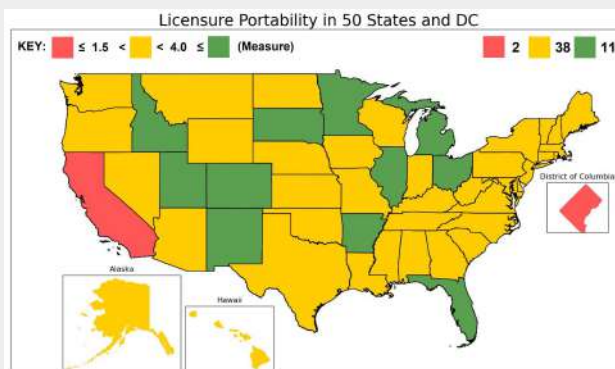


Data Source	Most Recent Survey Time Period Utilized	Date Last Updated
Department of Education - Civil Rights Data Collection District and School Data	SY 2017-2018	October 2020
Department of Education - EDFacts Graduation Rates (District and School Level)	SY 2018-2019	November 2020
Department of Education - National center for Education Statistics Common Core of Data Public Elementary/ Secondary School Universe Survey Data	SY 2019-2020	March 2021
Department of Education - National Center of Education Statistics Common Core of Data (School Search)	SY 2018-19 School Details and Enrollment Characteristics SY 2019-20 School Directory Information	April 2020 July 2020
Center for Education Policy Analysis: Stanford Education Data Archive (SEDA)	SY 2008-2009 through SY 2017-2018	February 2021

* Public Education is Compiled using 60% Academic Performance, 20% School Climate, and 20% Service Offering.

Licensure Portability

2019 2021



Accounting



Cosmetology



EMS



Engineering



Law



Nursing



Physical Therapy



Psychology



Teaching



Other Professions



Data Source	Most Recent Survey Time Period Utilized	Date Last Updated
State Laws, State Executive Orders, State Bar and Supreme Court Rules (Licensure)	Through Dec. 2021	Dec. 31, 2021

Areas Requiring Additional Support

Public Education

Graduation Rates



PreK



Mental Health Support



Licensure Language

Profession

No MS rule, Supervisory requirement for temporary or conditional psychologist licenses

Law, Psychology



Support of Military Families - 2021

Bangor Air National Guard Base, Maine

Education and Licensure Assessment Narrative

Public Education:

(This assessment is a comparative analysis using colors to graphically display results for all criteria and categories. The colors are assigned using percentiles, divided into thirds, to provide information about a location's relative position compared to all other Department of the Air Force installations assessed)

- Bangor Air National Guard Base, Maine received an overall green rating for public education as it fell within the top 33 percent of all Air Force installations assessed

- The areas with the lowest relative ranking which require additional state/community support include Graduation Rates, Pre-school Availability, and Student to Mental Health Professional Ratio

- Change from 2019: Bangor Air National Guard Base, Maine's overall education rating did not shift from 2019.

Licensure Portability:

- The State of Maine received an overall yellow rating for licensure portability indicating the state statutes (primarily 10 M.R.S.A. § 8011) contain barriers to licensure and certification portability for military spouses. This assessment is driven by the requirement for a "comparable" license to receive endorsement and/or a temporary license. Additionally, instead of requiring action by the appropriate board, Maine gives State agencies the discretion to endorse licensure acquisition and distribute temporary licenses, providing licensing boards' greater discretion in refusing temporary licensing

- No barriers remain for Engineering due to availability of a temporary license for that occupation; and EMS and Nursing due to participation in the National EMT Registry and NLC Compact respectively

- If you have additional information or recently made changes to your State's licensure statutes, you can send the updated information to SAF.MRR.Workflow@us.af.mil for consideration and potential changes to the assessment.

- Change from 2019: No change from the 2019 assessment and no changes to the State's statute

Additional Notes:

- The education assessment cross references zip codes within the Military Housing Area (MHA) with zip codes of schools in the surrounding districts. Those school districts with zip codes that fall within the MHA of an installation are included in the analysis. In some locations, school district composition may have changed slightly due to the use of updated District IDs obtained from the Department of Education

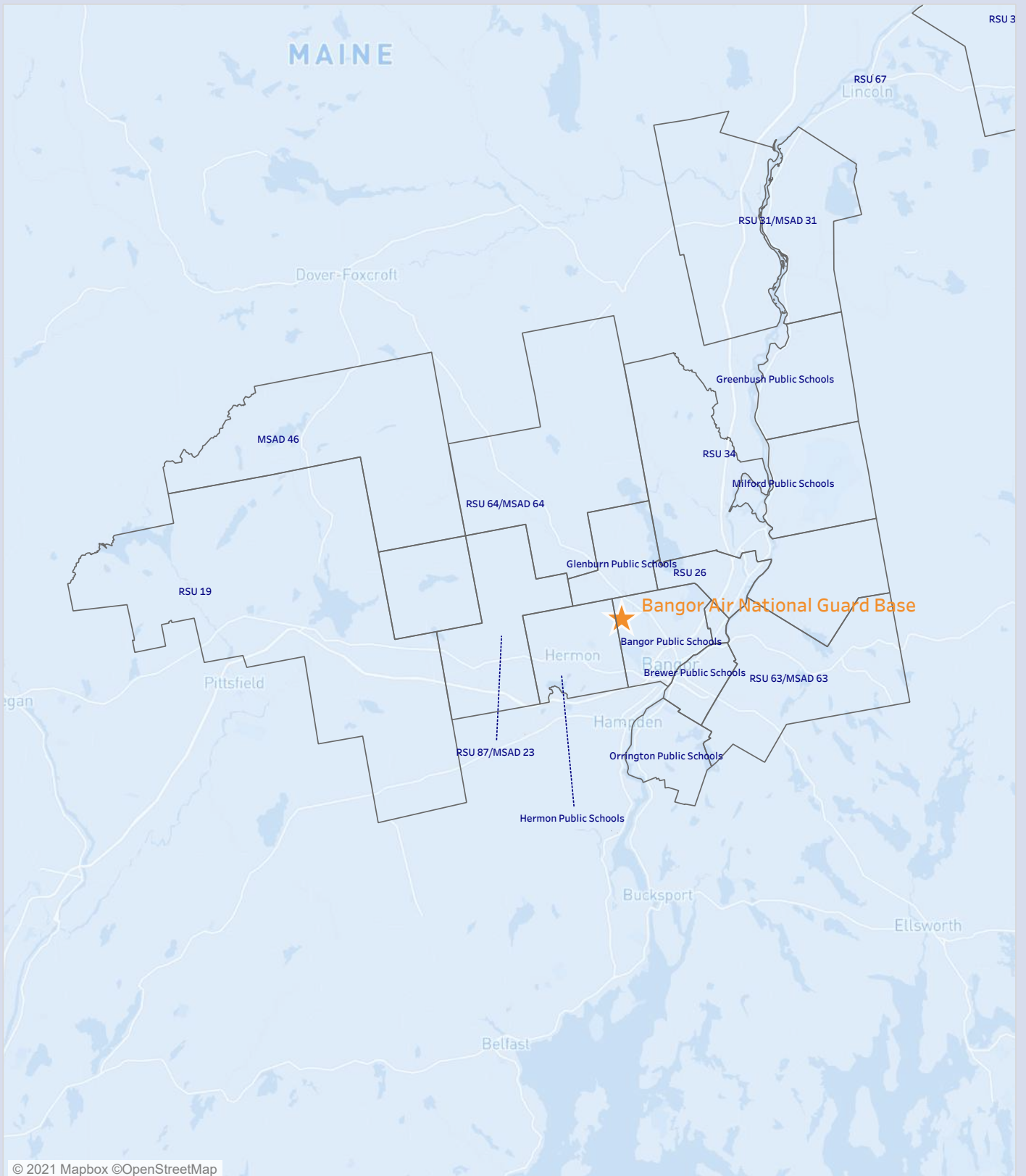
- Graduation rates reflect a 4-year graduation, which was determined to be the expectation of Airmen, Guardians, and their families due to frequency of relocation

- The licensure assessment uses a checklist of licensure rules that states should have, and that they should avoid. For example, having a compact or temporary licensing rule and NOT having supervisory requirements are checklist items that lead to green. The Department of the Air Force reviewed state policies and programs intended to eliminate barriers to license portability for military spouses that were in effect as of 31 Dec. 2021

For additional information on Education and Licensure assessment criteria, methodology and data sources, please see the Support of Military Families Background Information provided at www.af.mil under the Support to Families banner. All questions and feedback should be directed to SAF.MRR.Workflow@us.af.mil.

Bangor Air National Guard Base, Maine

School Districts Map




Support of Military Families - 2021

Joint Base Andrews, Maryland

Public Education*

2019 2021



KEY: ■ < 33.3% ■ < 66.6% ■ (Percentile):

Academic Performance Criteria

2019 2021



Graduation Rate



Student Learning Rate



School Climate Criteria



Chronic Absenteeism Rate



Suspension Rate



Service Offering Criteria



Pre-Kindergarten Availability



Student to Counselor Ratio



Student to Mental Health Support Ratio



Student to Nurse Ratio



Student to Teacher Ratio

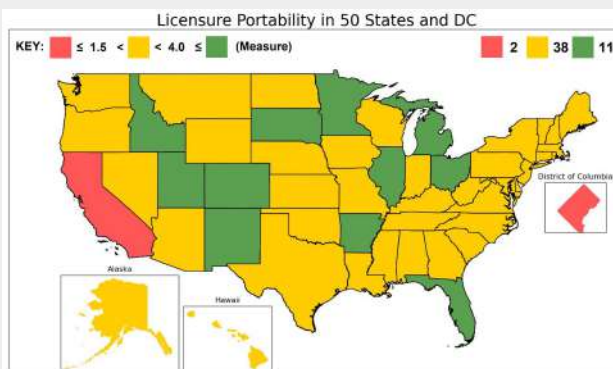


Data Source	Most Recent Survey Time Period Utilized	Date Last Updated
Department of Education - Civil Rights Data Collection District and School Data	SY 2017-2018	October 2020
Department of Education - EDFacts Graduation Rates (District and School Level)	SY 2018-2019	November 2020
Department of Education - National center for Education Statistics Common Core of Data Public Elementary/ Secondary School Universe Survey Data	SY 2019-2020	March 2021
Department of Education - National Center of Education Statistics Common Core of Data (School Search)	SY 2018-19 School Details and Enrollment Characteristics SY 2019-20 School Directory Information	April 2020 July 2020
Center for Education Policy Analysis: Stanford Education Data Archive (SEDA)	SY 2008-2009 through SY 2017-2018	February 2021

* Public Education is Compiled using 60% Academic Performance, 20% School Climate, and 20% Service Offering.

Licensure Portability

2019 2021



Accounting



Cosmetology



EMS



Engineering



Law



Nursing



Physical Therapy



Psychology



Teaching



Other Professions



Data Source	Most Recent Survey Time Period Utilized	Date Last Updated
State Laws, State Executive Orders, State Bar and Supreme Court Rules (Licensure)	Through Dec. 2021	Dec. 31, 2021

Areas Requiring Additional Support

Public Education

Student to Nurse



Chronic Absenteeism



Graduation Rates



Licensure Language

Profession

Current certification as a National Registry EMT (no additional burdens), No statutes for military spouses, No statu

EMS, Other Professions, Engineering, Teaching, Physical Therapy, Accounting, Cosmetology, Psychology



Support of Military Families - 2021

Joint Base Andrews, Maryland

Education and Licensure Assessment Narrative

Public Education:

(This assessment is a comparative analysis using colors to graphically display results for all criteria and categories. The colors are assigned using percentiles, divided into thirds, to provide information about a location's relative position compared to all other Department of the Air Force installations assessed)

- Joint Base Andrews, Maryland received an overall yellow rating for public education as it fell within the middle 33 percent of all Air Force installations assessed
- The areas with the lowest relative ranking which require additional state/community support include Student to Nurse Ratio, Chronic Absenteeism Rate, and Graduation Rates
- Change from 2019: Joint Base Andrews, Maryland's overall education rating did not shift from 2019.

Licensure Portability:

- The State of Maryland received an overall yellow assessment for licensure portability indicating the State statutes (SB 280) contain barriers to licensure and certification portability for military spouses. This assessment is driven by the requirement for a military spouse to hold a license in good standing for at least one year
- Although Maryland has enacted legislation to join the Physical Therapy Compact, as of the time of this assessment, the compact benefits are not yet being provided to military spouses as additional requirements need to be met in order for Maryland to fully receive all of the compact privileges
- No barriers remain for Law and Nursing due to their favorable military spouse legislation for lawyers (temporary license available for military spouses and no supervisory requirements) and their inclusion in the NLC Compact
- If you have additional information or recently made changes to your State's licensure statutes, you can send the updated information to SAF.MRR.Workflow@us.af.mil for consideration and potential changes to the assessment
- Change from 2019: Despite making progress by removing the substantial equivalence requirements and joining four compacts (Psychology Interjurisdictional Compact, Audiology/Speech-Language Pathology Interstate Compact, Occupational Therapy Licensure Compact, and the Licensed Professional Counseling Compact), the need to hold a license in good standing for at least one year prevents any change from the previous assessment

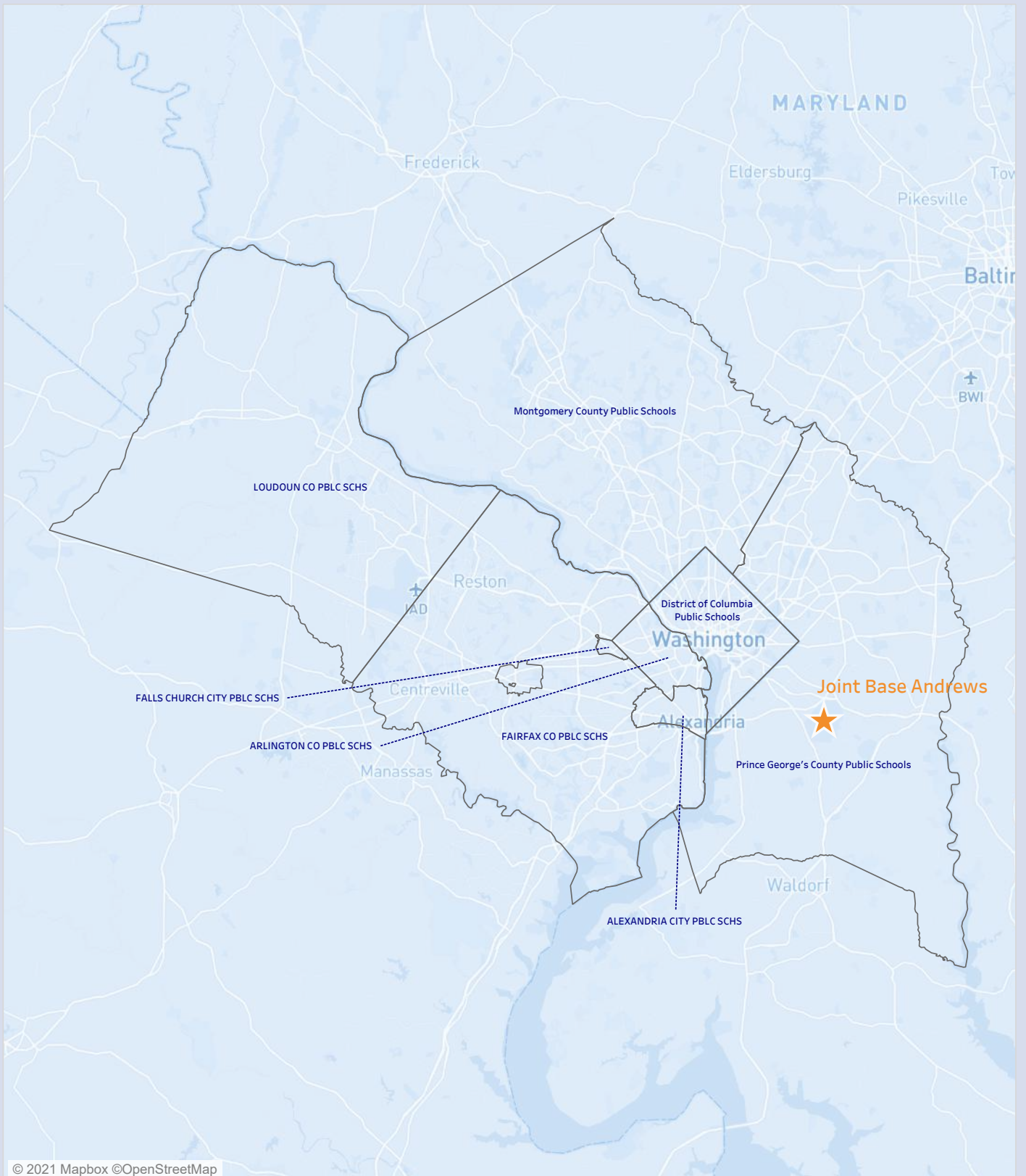
Additional Notes:

- The education assessment cross references zip codes within the Military Housing Area (MHA) with zip codes of schools in the surrounding districts. Those school districts with zip codes that fall within the MHA of an installation are included in the analysis. In some locations, school district composition may have changed slightly due to the use of updated District IDs obtained from the Department of Education
- Graduation rates reflect a 4-year graduation, which was determined to be the expectation of Airmen, Guardians, and their families due to frequency of relocation
- The licensure assessment uses a checklist of licensure rules that states should have, and that they should avoid. For example, having a compact or temporary licensing rule and NOT having supervisory requirements are checklist items that lead to green. The Department of the Air Force reviewed state policies and programs intended to eliminate barriers to license portability for military spouses that were in effect as of 31 Dec. 2021

For additional information on Education and Licensure assessment criteria, methodology and data sources, please see the Support of Military Families Background Information provided at www.af.mil under the Support to Families banner. All questions and feedback should be directed to SAF.MRR.Workflow@us.af.mil.

Joint Base Andrews, Maryland

School Districts Map

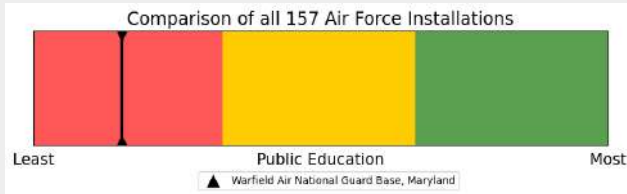


Support of Military Families - 2021

Warfield Air National Guard Base, Maryland

Public Education*

2019 2021



KEY: ■ < 33.3% ■ < 66.6% ■ (Percentile):

Academic Performance Criteria

2019 2021



Graduation Rate

2019 2021



Student Learning Rate

2019 2021



School Climate Criteria

2019 2021



Chronic Absenteeism Rate

2019 2021



Suspension Rate

2019 2021



Service Offering Criteria

2019 2021



Pre-Kindergarten Availability

2019 2021



Student to Counselor Ratio

2019 2021



Student to Mental Health Support Ratio

2019 2021



Student to Nurse Ratio

2019 2021



Student to Teacher Ratio

2019 2021

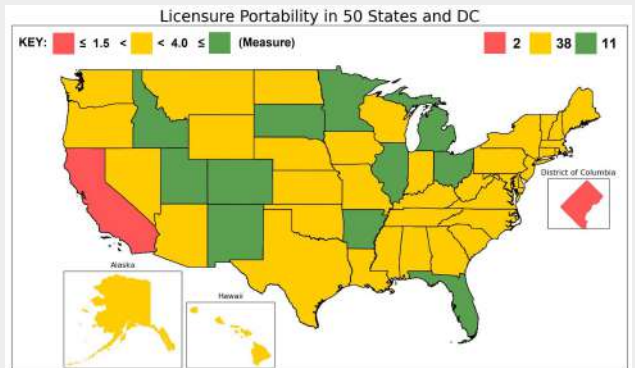


Data Source	Most Recent Survey Time Period Utilized	Date Last Updated
Department of Education - Civil Rights Data Collection District and School Data	SY 2017-2018	October 2020
Department of Education - EDFacts Graduation Rates (District and School Level)	SY 2018-2019	November 2020
Department of Education - National center for Education Statistics Common Core of Data Public Elementary/ Secondary School Universe Survey Data	SY 2019-2020	March 2021
Department of Education - National Center of Education Statistics Common Core of Data (School Search)	SY 2018-19 School Details and Enrollment Characteristics SY 2019-20 School Directory Information	April 2020 July 2020
Center for Education Policy Analysis: Stanford Education Data Archive (SEDA)	SY 2008-2009 through SY 2017-2018	February 2021

* Public Education is Compiled using 60% Academic Performance, 20% School Climate, and 20% Service Offering.

Licensure Portability

2019 2021



Accounting

2019 2021



Cosmetology

2019 2021



EMS

2019 2021



Engineering

2019 2021



Law

2019 2021



Nursing

2019 2021



Physical Therapy

2019 2021



Psychology

2019 2021



Teaching

2019 2021



Other Professions

2019 2021



Data Source	Most Recent Survey Time Period Utilized	Date Last Updated
State Laws, State Executive Orders, State Bar and Supreme Court Rules (Licensure)	Through Dec. 2021	Dec. 31, 2021

Areas Requiring Additional Support

Public Education

Growth Measure



Chronic Absenteeism



PreK



Licensure Language

Profession

Substantial equivalency
Temporary license

Accounting,
Cosmetology,
Engineering,
EMS,
Physical
Therapy,
Psychology,
Teaching



Support of Military Families - 2021

Warfield Air National Guard Base, Maryland

Education and Licensure Assessment Narrative

Public Education:

(This assessment is a comparative analysis using colors to graphically display results for all criteria and categories. The colors are assigned using percentiles, divided into thirds, to provide information about a location's relative position compared to all other Department of the Air Force installations assessed)

- Warfield Air National Guard Base, Maryland received an overall red rating for public education as it fell within the bottom 33 percent of all Air Force installations assessed

- The areas with the lowest relative ranking which require additional state/community support include Growth Measure, Chronic Absenteeism Rate, and Pre-school Availability

- Change from 2019: Warfield Air National Guard Base, Maryland's overall education rating did not shift from 2019.

Licensure Portability:

- The State of Maryland received an overall yellow assessment for licensure portability indicating the State statutes (SB 280) contain barriers to licensure and certification portability for military spouses. This assessment is driven by the requirement for a military spouse to hold a license in good standing for at least one year

- Although Maryland has enacted legislation to join the Physical Therapy Compact, as of the time of this assessment, the compact benefits are not yet being provided to military spouses as additional requirements need to be met in order for Maryland to fully receive all of the compact privileges

- No barriers remain for Law and Nursing due to their favorable military spouse legislation for lawyers (temporary license available for military spouses and no supervisory requirements) and their inclusion in the NLC Compact

- If you have additional information or recently made changes to your State's licensure statutes, you can send the updated information to SAF.MRR.Workflow@us.af.mil for consideration and potential changes to the assessment

- Change from 2019: Despite making progress by removing the substantial equivalence requirements and joining four compacts (Psychology Interjurisdictional Compact, Audiology/Speech-Language Pathology Interstate Compact, Occupational Therapy Licensure Compact, and the Licensed Professional Counseling Compact), the need to hold a license in good standing for at least one year prevents any change from the previous assessment

Additional Notes:

- The education assessment cross references zip codes within the Military Housing Area (MHA) with zip codes of schools in the surrounding districts. Those school districts with zip codes that fall within the MHA of an installation are included in the analysis. In some locations, school district composition may have changed slightly due to the use of updated District IDs obtained from the Department of Education

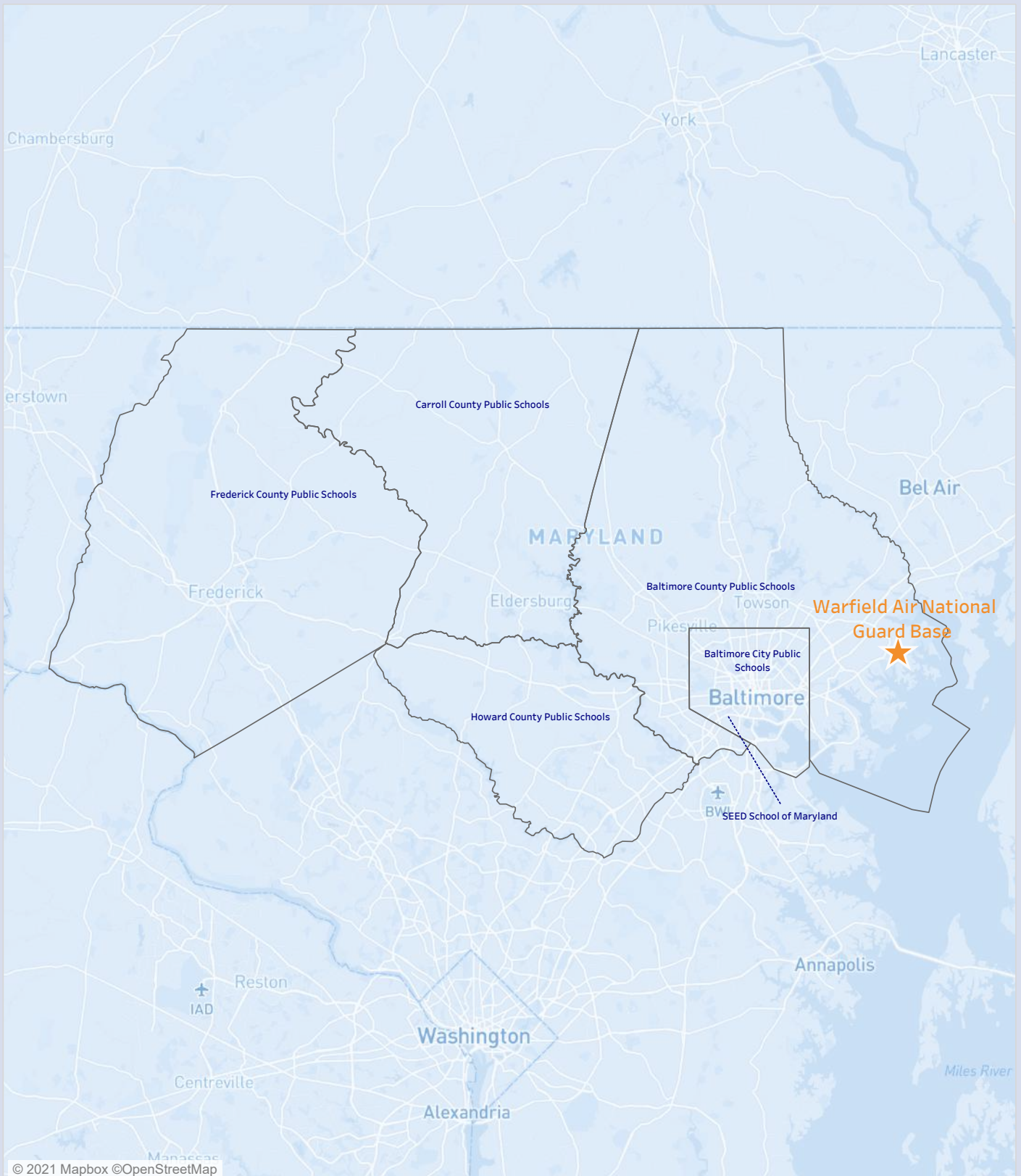
- Graduation rates reflect a 4-year graduation, which was determined to be the expectation of Airmen, Guardians, and their families due to frequency of relocation

- The licensure assessment uses a checklist of licensure rules that states should have, and that they should avoid. For example, having a compact or temporary licensing rule and NOT having supervisory requirements are checklist items that lead to green. The Department of the Air Force reviewed state policies and programs intended to eliminate barriers to license portability for military spouses that were in effect as of 31 Dec. 2021

For additional information on Education and Licensure assessment criteria, methodology and data sources, please see the Support of Military Families Background Information provided at www.af.mil under the Support to Families banner. All questions and feedback should be directed to SAF.MRR.Workflow@us.af.mil.

Warfield Air National Guard Base, Maryland

School Districts Map



Support of Military Families - 2021

Barnes Air National Guard Base, Massachusetts

Public Education*

2019 2021



KEY: ■ < 33.3% ■ < 66.6% ■ (Percentile):

Academic Performance Criteria

2019 2021



Graduation Rate



Student Learning Rate



School Climate Criteria



Chronic Absenteeism Rate



Suspension Rate



Service Offering Criteria



Pre-Kindergarten Availability



Student to Counselor Ratio



Student to Mental Health Support Ratio



Student to Nurse Ratio



Student to Teacher Ratio

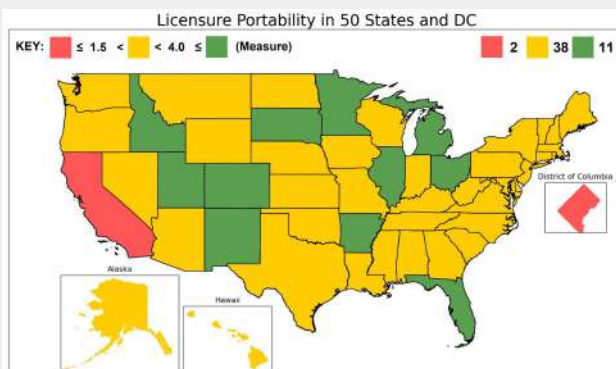


Data Source	Most Recent Survey Time Period Utilized	Date Last Updated
Department of Education - Civil Rights Data Collection District and School Data	SY 2017-2018	October 2020
Department of Education - EDFacts Graduation Rates (District and School Level)	SY 2018-2019	November 2020
Department of Education - National center for Education Statistics Common Core of Data Public Elementary/ Secondary School Universe Survey Data	SY 2019-2020	March 2021
Department of Education - National Center of Education Statistics Common Core of Data (School Search)	SY 2018-19 School Details and Enrollment Characteristics SY 2019-20 School Directory Information	April 2020 July 2020
Center for Education Policy Analysis: Stanford Education Data Archive (SEDA)	SY 2008-2009 through SY 2017-2018	February 2021

* Public Education is Compiled using 60% Academic Performance, 20% School Climate, and 20% Service Offering.

Licensure Portability

2019 2021



Accounting



Cosmetology



EMS



Engineering



Law



Nursing



Physical Therapy



Psychology



Teaching



Other Professions



Data Source	Most Recent Survey Time Period Utilized	Date Last Updated
State Laws, State Executive Orders, State Bar and Supreme Court Rules (Licensure)	Through Dec. 2021	Dec. 31, 2021

Areas Requiring Additional Support

Public Education

Growth Measure



Graduation Rates



Chronic Absenteeism



Licensure Language

Profession

Substantial equivalency
Temporary license
Expedited license

Cosmetology,
Engineering,
Teaching, Accounting,
Physical Therapy,
Psychology, Nursing



Support of Military Families - 2021

Barnes Air National Guard Base, Massachusetts

Education and Licensure Assessment Narrative

Public Education:

(This assessment is a comparative analysis using colors to graphically display results for all criteria and categories. The colors are assigned using percentiles, divided into thirds, to provide information about a location's relative position compared to all other Department of the Air Force installations assessed)

- Barnes Air National Guard Base, Massachusetts received an overall yellow rating for public education as it fell within the middle 33 percent of all Air Force installations assessed

- The areas with the lowest relative ranking which require additional state/community support include Growth Measure, Graduation Rates, and Chronic Absenteeism Rate

- Change from 2019: Barnes Air National Guard Base, Massachusetts's overall education rating did not shift from 2019.

Licensure Portability:

- The State of Massachusetts received an overall yellow rating for licensure portability indicating the State statutes (primarily M.G.L.A. 112 § 1B) contain barriers to licensure and certification portability for military spouses. This assessment is driven by substantial equivalence requirements that allow acceptance of another state's license if the requirements for obtaining the license are sufficiently similar to their own State's requirements and precludes acceptance if the requirements are not similar. It is noted that pending HB 3648 is aiming to remove these requirements

- Significant barriers remain for not having a military spouse rule for the Law occupation

- If you have additional information or recently made changes to your State's licensure statutes, you can send the updated information to SAF.MRR.Workflow@us.af.mil for consideration and potential changes to the assessment.

- Change from 2019: Despite making progress on the policy for temporary licensing, the substantial equivalence requirement prevents any change from the previous assessment

Additional Notes:

- The education assessment cross references zip codes within the Military Housing Area (MHA) with zip codes of schools in the surrounding districts. Those school districts with zip codes that fall within the MHA of an installation are included in the analysis. In some locations, school district composition may have changed slightly due to the use of updated District IDs obtained from the Department of Education

- Graduation rates reflect a 4-year graduation, which was determined to be the expectation of Airmen, Guardians, and their families due to frequency of relocation

- The licensure assessment uses a checklist of licensure rules that states should have, and that they should avoid. For example, having a compact or temporary licensing rule and NOT having supervisory requirements are checklist items that lead to green. The Department of the Air Force reviewed state policies and programs intended to eliminate barriers to license portability for military spouses that were in effect as of 31 Dec. 2021

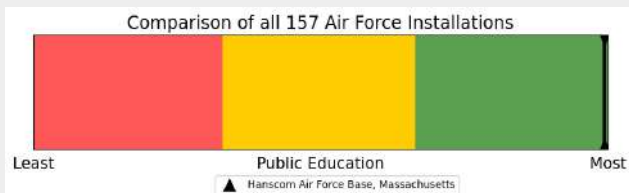
For additional information on Education and Licensure assessment criteria, methodology and data sources, please see the Support of Military Families Background Information provided at www.af.mil under the Support to Families banner. All questions and feedback should be directed to SAF.MRR.Workflow@us.af.mil.

Support of Military Families - 2021

Hanscom Air Force Base, Massachusetts

Public Education*

2019 2021



KEY: ■ < 33.3% ■ < 66.6% ■ (Percentile):

Academic Performance Criteria

2019 2021



Graduation Rate



Student Learning Rate



School Climate Criteria



Chronic Absenteeism Rate



Suspension Rate



Service Offering Criteria



Pre-Kindergarten Availability



Student to Counselor Ratio



Student to Mental Health Support Ratio



Student to Nurse Ratio



Student to Teacher Ratio

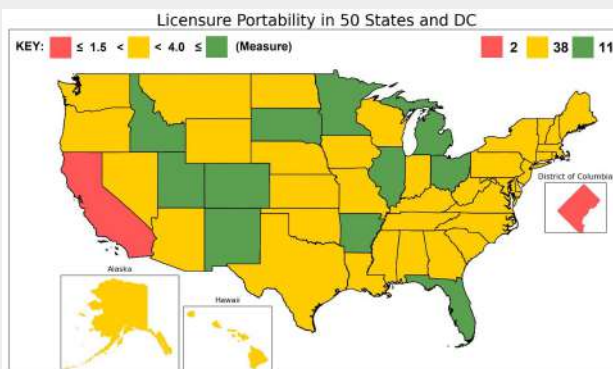


Data Source	Most Recent Survey Time Period Utilized	Date Last Updated
Department of Education - Civil Rights Data Collection District and School Data	SY 2017-2018	October 2020
Department of Education - EDFacts Graduation Rates (District and School Level)	SY 2018-2019	November 2020
Department of Education - National center for Education Statistics Common Core of Data Public Elementary/ Secondary School Universe Survey Data	SY 2019-2020	March 2021
Department of Education - National Center of Education Statistics Common Core of Data (School Search)	SY 2018-19 School Details and Enrollment Characteristics SY 2019-20 School Directory Information	April 2020 July 2020
Center for Education Policy Analysis: Stanford Education Data Archive (SEDA)	SY 2008-2009 through SY 2017-2018	February 2021

* Public Education is Compiled using 60% Academic Performance, 20% School Climate, and 20% Service Offering.

Licensure Portability

2019 2021



Accounting



Cosmetology



EMS



Engineering



Law



Nursing



Physical Therapy



Psychology



Teaching



Other Professions



Data Source	Most Recent Survey Time Period Utilized	Date Last Updated
State Laws, State Executive Orders, State Bar and Supreme Court Rules (Licensure)	Through Dec. 2021	Dec. 31, 2021

Areas Requiring Additional Support

Public Education

Growth Measure



PreK



Student to Teacher



Licensure Language

Profession

Substantial equivalency
Temporary license
Expedited license

Cosmetology,
Engineering, Teaching,
Accounting, Physical
Therapy, Psychology,
Nursing



Support of Military Families - 2021

Hanscom Air Force Base, Massachusetts

Education and Licensure Assessment Narrative

Public Education:

(This assessment is a comparative analysis using colors to graphically display results for all criteria and categories. The colors are assigned using percentiles, divided into thirds, to provide information about a location's relative position compared to all other Department of the Air Force installations assessed)

- Hanscom Air Force Base, Massachusetts received an overall green rating for public education as it fell within the top 33 percent of all Air Force installations assessed

- The areas with the lowest relative ranking which require additional state/community support include Growth Measure, Pre-school Availability, and Student to Teacher Ratio

- Change from 2019: Hanscom Air Force Base, Massachusetts's overall education rating did not shift from 2019.

Licensure Portability:

- The State of Massachusetts received an overall yellow rating for licensure portability indicating the State statutes (primarily M.G.L.A. 112 § 1B) contain barriers to licensure and certification portability for military spouses. This assessment is driven by substantial equivalence requirements that allow acceptance of another state's license if the requirements for obtaining the license are sufficiently similar to their own State's requirements and precludes acceptance if the requirements are not similar. It is noted that pending HB 3648 is aiming to remove these requirements

- Significant barriers remain for not having a military spouse rule for the Law occupation

- If you have additional information or recently made changes to your State's licensure statutes, you can send the updated information to SAF.MRR.Workflow@us.af.mil for consideration and potential changes to the assessment.

- Change from 2019: Despite making progress on the policy for temporary licensing, the substantial equivalence requirement prevents any change from the previous assessment

Additional Notes:

- The education assessment cross references zip codes within the Military Housing Area (MHA) with zip codes of schools in the surrounding districts. Those school districts with zip codes that fall within the MHA of an installation are included in the analysis. In some locations, school district composition may have changed slightly due to the use of updated District IDs obtained from the Department of Education

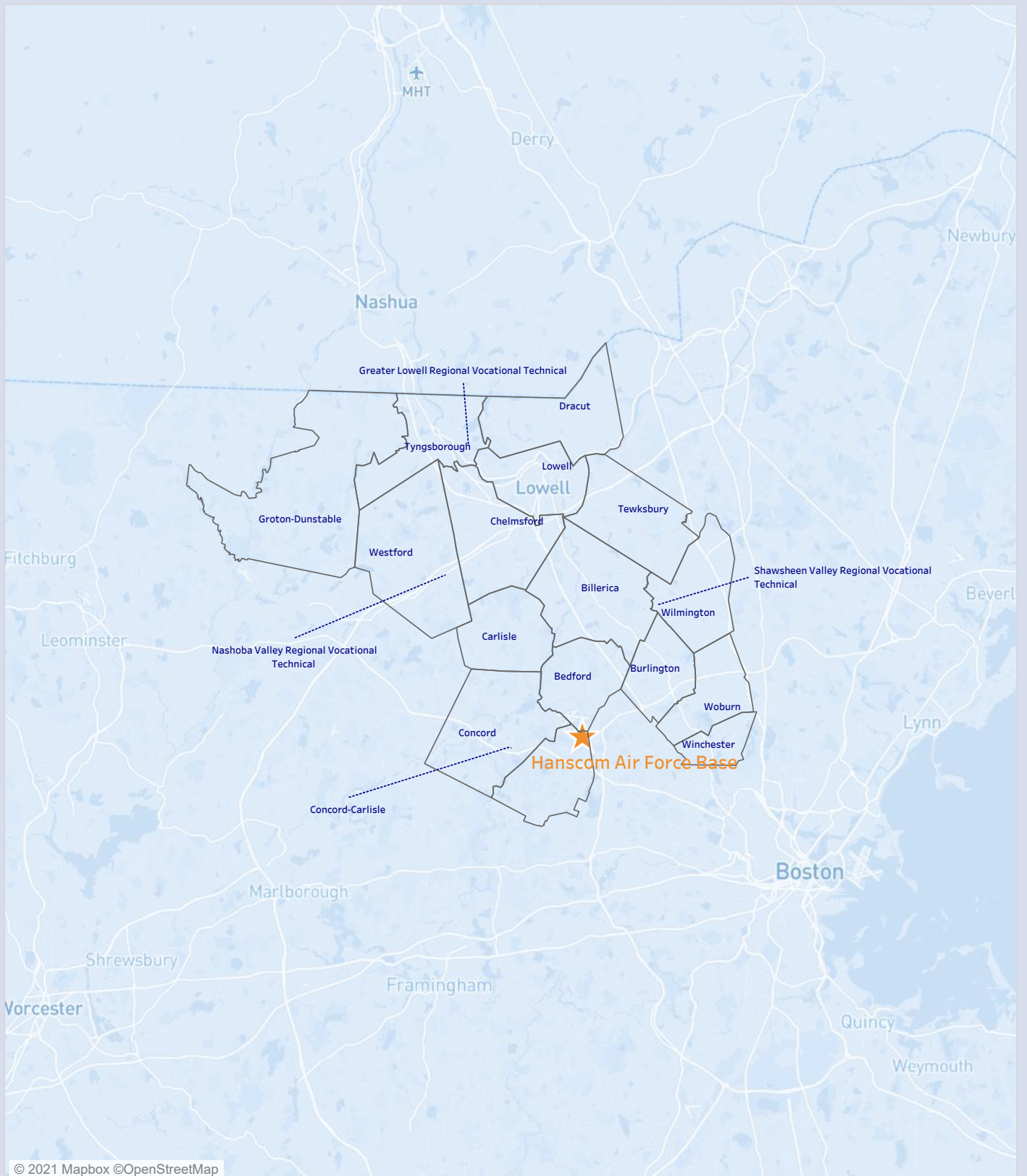
- Graduation rates reflect a 4-year graduation, which was determined to be the expectation of Airmen, Guardians, and their families due to frequency of relocation

- The licensure assessment uses a checklist of licensure rules that states should have, and that they should avoid. For example, having a compact or temporary licensing rule and NOT having supervisory requirements are checklist items that lead to green. The Department of the Air Force reviewed state policies and programs intended to eliminate barriers to license portability for military spouses that were in effect as of 31 Dec. 2021

For additional information on Education and Licensure assessment criteria, methodology and data sources, please see the Support of Military Families Background Information provided at www.af.mil under the Support to Families banner. All questions and feedback should be directed to SAF.MRR.Workflow@us.af.mil.

Hanscom Air Force Base, Massachusetts

School Districts Map

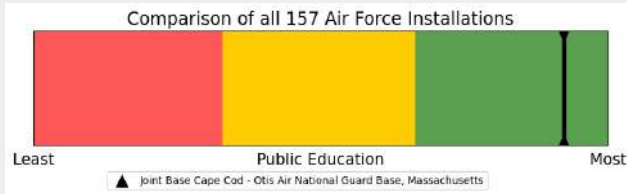


Support of Military Families - 2021

Joint Base Cape Cod - Otis Air National Guard Base, Massachusetts

Public Education*

2019 2021



KEY: ■ < 33.3% ■ < 66.6% ■ (Percentile):

Academic Performance Criteria

2019 2021



Graduation Rate



Student Learning Rate



School Climate Criteria



Chronic Absenteeism Rate



Suspension Rate



Service Offering Criteria



Pre-Kindergarten Availability



Student to Counselor Ratio



Student to Mental Health Support Ratio



Student to Nurse Ratio



Student to Teacher Ratio

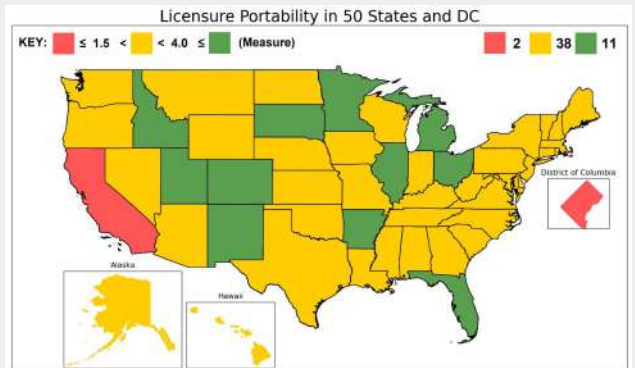


Data Source	Most Recent Survey Time Period Utilized	Date Last Updated
Department of Education - Civil Rights Data Collection District and School Data	SY 2017-2018	October 2020
Department of Education - EDFacts Graduation Rates (District and School Level)	SY 2018-2019	November 2020
Department of Education - National center for Education Statistics Common Core of Data Public Elementary/ Secondary School Universe Survey Data	SY 2019-2020	March 2021
Department of Education - National Center of Education Statistics Common Core of Data (School Search)	SY 2018-19 School Details and Enrollment Characteristics SY 2019-20 School Directory Information	April 2020 July 2020
Center for Education Policy Analysis: Stanford Education Data Archive (SEDA)	SY 2008-2009 through SY 2017-2018	February 2021

* Public Education is Compiled using 60% Academic Performance, 20% School Climate, and 20% Service Offering.

Licensure Portability

2019 2021



Accounting



Cosmetology



EMS



Engineering



Law



Nursing



Physical Therapy



Psychology



Teaching



Other Professions



Data Source	Most Recent Survey Time Period Utilized	Date Last Updated
State Laws, State Executive Orders, State Bar and Supreme Court Rules (Licensure)	Through Dec. 2021	Dec. 31, 2021

Areas Requiring Additional Support

Public Education

Growth Measure



PreK



Chronic Absenteeism



Licensure Language

Profession

Substantial equivalency
Temporary license
Expedited license

Cosmetology,
Engineering,
Teaching, Accounting,
Physical Therapy,
Psychology, Nursing



Support of Military Families - 2021

Joint Base Cape Cod - Otis Air National Guard Base, Massachusetts

Education and Licensure Assessment Narrative

Public Education:

(This assessment is a comparative analysis using colors to graphically display results for all criteria and categories. The colors are assigned using percentiles, divided into thirds, to provide information about a location's relative position compared to all other Department of the Air Force installations assessed)

- Joint Base Cape Cod - Otis Air National Guard Base, Massachusetts received an overall green rating for public education as it fell within the top 33 percent of all Air Force installations assessed
- The areas with the lowest relative ranking which require additional state/community support include Growth Measure, Pre-school Availability, and Chronic Absenteeism Rate
- Change from 2019: Joint Base Cape Cod - Otis Air National Guard Base, Massachusetts's overall education rating did not shift from 2019.

Licensure Portability:

- The State of Massachusetts received an overall yellow rating for licensure portability indicating the State statutes (primarily M.G.L.A. 112 § 1B) contain barriers to licensure and certification portability for military spouses. This assessment is driven by substantial equivalence requirements that allow acceptance of another state's license if the requirements for obtaining the license are sufficiently similar to their own State's requirements and precludes acceptance if the requirements are not similar. It is noted that pending HB 3648 is aiming to remove these requirements
- Significant barriers remain for not having a military spouse rule for the Law occupation
- If you have additional information or recently made changes to your State's licensure statutes, you can send the updated information to SAF.MRR.Workflow@us.af.mil for consideration and potential changes to the assessment.
- Change from 2019: Despite making progress on the policy for temporary licensing, the substantial equivalence requirement prevents any change from the previous assessment

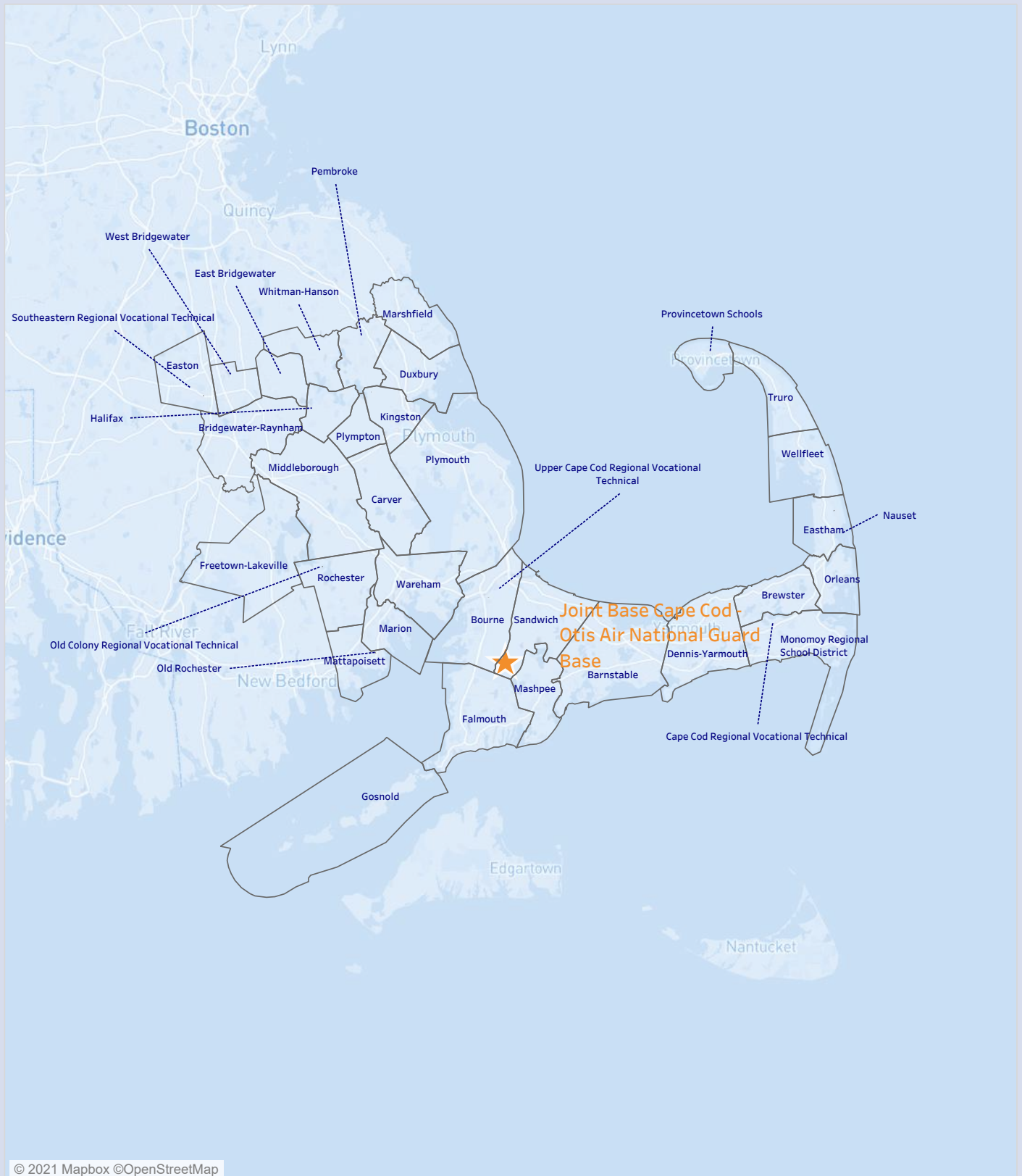
Additional Notes:

- The education assessment cross references zip codes within the Military Housing Area (MHA) with zip codes of schools in the surrounding districts. Those school districts with zip codes that fall within the MHA of an installation are included in the analysis. In some locations, school district composition may have changed slightly due to the use of updated District IDs obtained from the Department of Education
- Graduation rates reflect a 4-year graduation, which was determined to be the expectation of Airmen, Guardians, and their families due to frequency of relocation
- The licensure assessment uses a checklist of licensure rules that states should have, and that they should avoid. For example, having a compact or temporary licensing rule and NOT having supervisory requirements are checklist items that lead to green. The Department of the Air Force reviewed state policies and programs intended to eliminate barriers to license portability for military spouses that were in effect as of 31 Dec. 2021

For additional information on Education and Licensure assessment criteria, methodology and data sources, please see the Support of Military Families Background Information provided at www.af.mil under the Support to Families banner. All questions and feedback should be directed to SAF.MRR.Workflow@us.af.mil.

Joint Base Cape Cod - Otis Air National Guard Base, Massachusetts

School Districts Map



Support of Military Families - 2021

Joint Base Cape Cod Space Force Station, Massachusetts

Public Education*

2019 2021



KEY: ■ < 33.3% ■ < 66.6% ■ (Percentile):

Academic Performance Criteria

2019 2021



Graduation Rate



Student Learning Rate



School Climate Criteria



Chronic Absenteeism Rate



Suspension Rate



Service Offering Criteria



Pre-Kindergarten Availability



Student to Counselor Ratio



Student to Mental Health Support Ratio



Student to Nurse Ratio



Student to Teacher Ratio

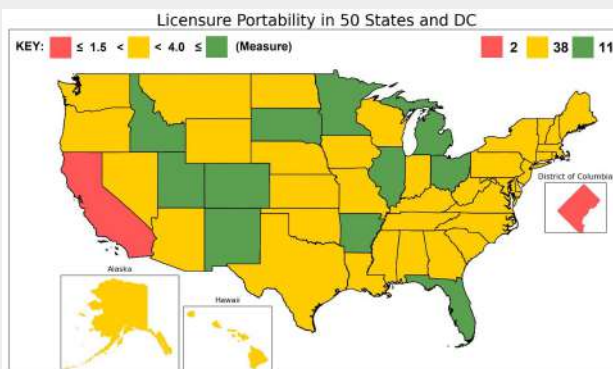


Data Source	Most Recent Survey Time Period Utilized	Date Last Updated
Department of Education - Civil Rights Data Collection District and School Data	SY 2017-2018	October 2020
Department of Education - EDFacts Graduation Rates (District and School Level)	SY 2018-2019	November 2020
Department of Education - National center for Education Statistics Common Core of Data Public Elementary/ Secondary School Universe Survey Data	SY 2019-2020	March 2021
Department of Education - National Center of Education Statistics Common Core of Data (School Search)	SY 2018-19 School Details and Enrollment Characteristics SY 2019-20 School Directory Information	April 2020 July 2020
Center for Education Policy Analysis: Stanford Education Data Archive (SEDA)	SY 2008-2009 through SY 2017-2018	February 2021

* Public Education is Compiled using 60% Academic Performance, 20% School Climate, and 20% Service Offering.

Licensure Portability

2019 2021



Accounting



Cosmetology



EMS



Engineering



Law



Nursing



Physical Therapy



Psychology



Teaching



Other Professions



Data Source	Most Recent Survey Time Period Utilized	Date Last Updated
State Laws, State Executive Orders, State Bar and Supreme Court Rules (Licensure)	Through Dec. 2021	Dec. 31, 2021

Areas Requiring Additional Support

Public Education

Growth Measure



PreK



Chronic Absenteeism



Licensure Language

Profession

Substantial equivalency
Temporary license
Expedited license

Cosmetology,
Engineering,
Teaching, Accounting,
Physical Therapy,
Psychology, Nursing



Support of Military Families - 2021

Joint Base Cape Cod Space Force Station, Massachusetts

Education and Licensure Assessment Narrative

Public Education:

(This assessment is a comparative analysis using colors to graphically display results for all criteria and categories. The colors are assigned using percentiles, divided into thirds, to provide information about a location's relative position compared to all other Department of the Air Force installations assessed)

- Joint Base Cape Cod Space Force Station, Massachusetts received an overall green rating for public education as it fell within the top 33 percent of all Air Force installations assessed

- The areas with the lowest relative ranking which require additional state/community support include Growth Measure, Pre-school Availability, and Chronic Absenteeism Rate

- Change from 2019: Joint Base Cape Cod Space Force Station, Massachusetts's overall education rating did not shift from 2019.

Licensure Portability:

- The State of Massachusetts received an overall yellow rating for licensure portability indicating the State statutes (primarily M.G.L.A. 112 § 1B) contain barriers to licensure and certification portability for military spouses. This assessment is driven by substantial equivalence requirements that allow acceptance of another state's license if the requirements for obtaining the license are sufficiently similar to their own State's requirements and precludes acceptance if the requirements are not similar. It is noted that pending HB 3648 is aiming to remove these requirements

- Significant barriers remain for not having a military spouse rule for the Law occupation

- If you have additional information or recently made changes to your State's licensure statutes, you can send the updated information to SAF.MRR.Workflow@us.af.mil for consideration and potential changes to the assessment.

- Change from 2019: Despite making progress on the policy for temporary licensing, the substantial equivalence requirement prevents any change from the previous assessment

Additional Notes:

- The education assessment cross references zip codes within the Military Housing Area (MHA) with zip codes of schools in the surrounding districts. Those school districts with zip codes that fall within the MHA of an installation are included in the analysis. In some locations, school district composition may have changed slightly due to the use of updated District IDs obtained from the Department of Education

- Graduation rates reflect a 4-year graduation, which was determined to be the expectation of Airmen, Guardians, and their families due to frequency of relocation

- The licensure assessment uses a checklist of licensure rules that states should have, and that they should avoid. For example, having a compact or temporary licensing rule and NOT having supervisory requirements are checklist items that lead to green. The Department of the Air Force reviewed state policies and programs intended to eliminate barriers to license portability for military spouses that were in effect as of 31 Dec. 2021

For additional information on Education and Licensure assessment criteria, methodology and data sources, please see the Support of Military Families Background Information provided at www.af.mil under the Support to Families banner. All questions and feedback should be directed to SAF.MRR.Workflow@us.af.mil.

Joint Base Cape Cod Space Force Station, Massachusetts

School Districts Map




Support of Military Families - 2021

Westover Air Reserve Base, Massachusetts

Public Education*

2019 2021



KEY: ■ < 33.3% ■ < 66.6% ■ (Percentile):

Academic Performance Criteria

2019 2021



Graduation Rate

2019 2021



Student Learning Rate

2019 2021



School Climate Criteria

2019 2021



Chronic Absenteeism Rate

2019 2021



Suspension Rate

2019 2021



Service Offering Criteria

2019 2021



Pre-Kindergarten Availability

2019 2021



Student to Counselor Ratio

2019 2021



Student to Mental Health Support Ratio

2019 2021



Student to Nurse Ratio

2019 2021



Student to Teacher Ratio

2019 2021

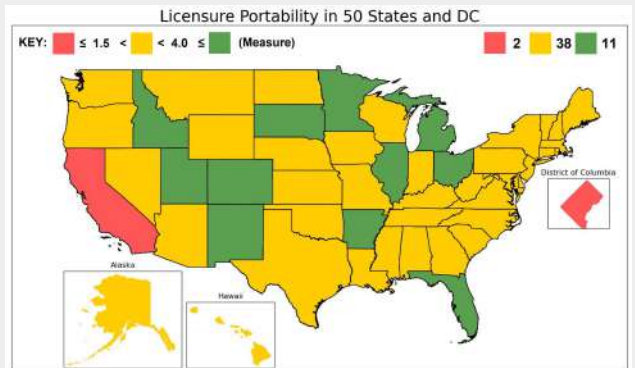


Data Source	Most Recent Survey Time Period Utilized	Date Last Updated
Department of Education - Civil Rights Data Collection District and School Data	SY 2017-2018	October 2020
Department of Education - EDFacts Graduation Rates (District and School Level)	SY 2018-2019	November 2020
Department of Education - National center for Education Statistics Common Core of Data Public Elementary/ Secondary School Universe Survey Data	SY 2019-2020	March 2021
Department of Education - National Center of Education Statistics Common Core of Data (School Search)	SY 2018-19 School Details and Enrollment Characteristics SY 2019-20 School Directory Information	April 2020 July 2020
Center for Education Policy Analysis: Stanford Education Data Archive (SEDA)	SY 2008-2009 through SY 2017-2018	February 2021

* Public Education is Compiled using 60% Academic Performance, 20% School Climate, and 20% Service Offering.

Licensure Portability

2019 2021



Accounting

2019 2021



Cosmetology

2019 2021



EMS

2019 2021



Engineering

2019 2021



Law

2019 2021



Nursing

2019 2021



Physical Therapy

2019 2021



Psychology

2019 2021



Teaching

2019 2021



Other Professions

2019 2021



Data Source	Most Recent Survey Time Period Utilized	Date Last Updated
State Laws, State Executive Orders, State Bar and Supreme Court Rules (Licensure)	Through Dec. 2021	Dec. 31, 2021

Areas Requiring Additional Support

Public Education

Growth Measure



Graduation Rates



Chronic Absenteeism



Licensure Language

Profession

Substantial equivalency
Temporary license
Expedited license

Cosmetology,
Engineering,
Teaching, Accounting,
Physical Therapy,
Psychology, Nursing



Support of Military Families - 2021

Westover Air Reserve Base, Massachusetts

Education and Licensure Assessment Narrative

Public Education:

(This assessment is a comparative analysis using colors to graphically display results for all criteria and categories. The colors are assigned using percentiles, divided into thirds, to provide information about a location's relative position compared to all other Department of the Air Force installations assessed)

- Westover Air Reserve Base, Massachusetts received an overall yellow rating for public education as it fell within the middle 33 percent of all Air Force installations assessed
- The areas with the lowest relative ranking which require additional state/community support include Growth Measure, Graduation Rates, and Chronic Absenteeism Rate
- Change from 2019: Westover Air Reserve Base, Massachusetts's overall education rating did not shift from 2019.

Licensure Portability:

- The State of Massachusetts received an overall yellow rating for licensure portability indicating the State statutes (primarily M.G.L.A. 112 § 1B) contain barriers to licensure and certification portability for military spouses. This assessment is driven by substantial equivalence requirements that allow acceptance of another state's license if the requirements for obtaining the license are sufficiently similar to their own State's requirements and precludes acceptance if the requirements are not similar. It is noted that pending HB 3648 is aiming to remove these requirements
- Significant barriers remain for not having a military spouse rule for the Law occupation
- If you have additional information or recently made changes to your State's licensure statutes, you can send the updated information to SAF.MRR.Workflow@us.af.mil for consideration and potential changes to the assessment.
- Change from 2019: Despite making progress on the policy for temporary licensing, the substantial equivalence requirement prevents any change from the previous assessment

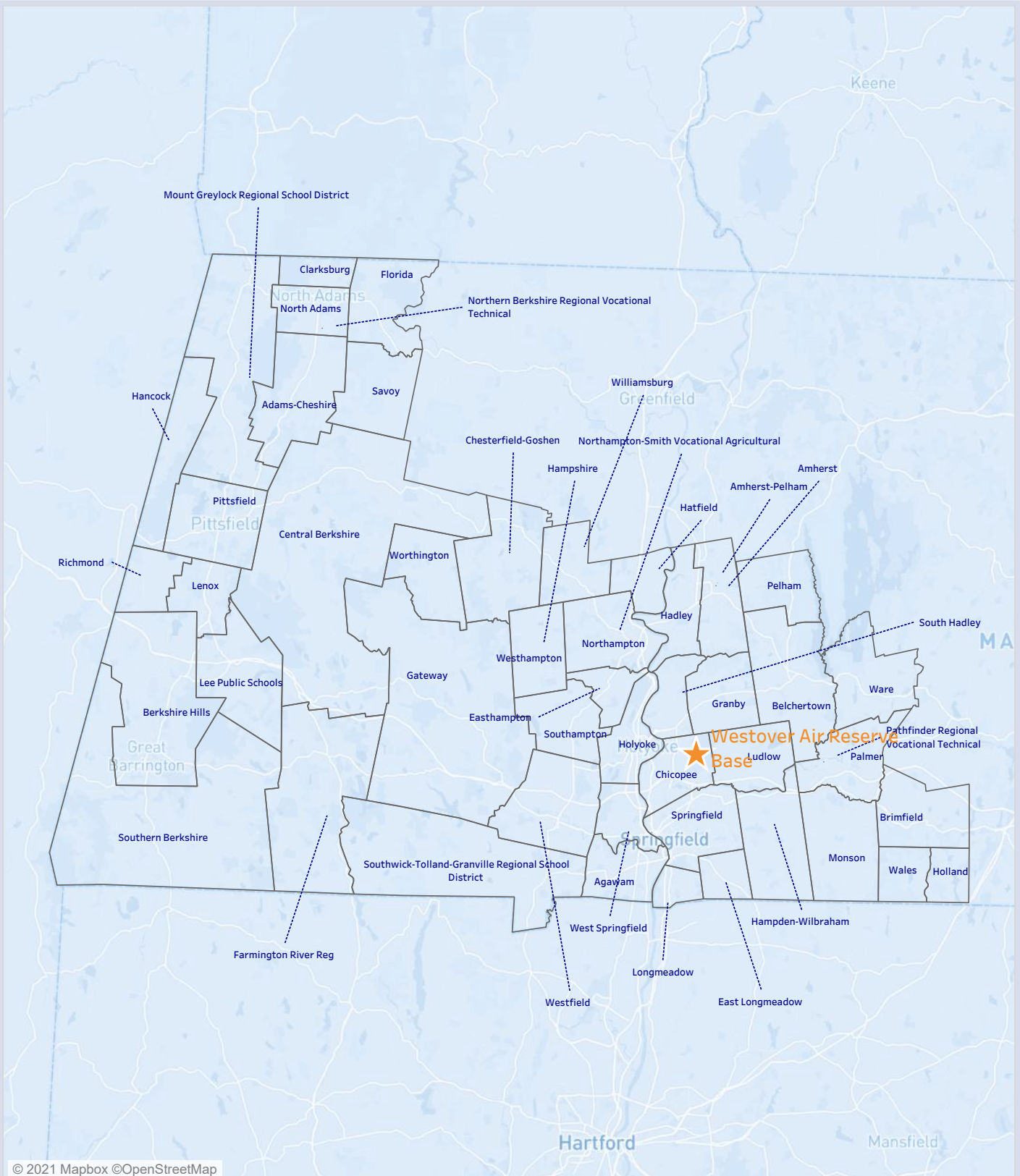
Additional Notes:

- The education assessment cross references zip codes within the Military Housing Area (MHA) with zip codes of schools in the surrounding districts. Those school districts with zip codes that fall within the MHA of an installation are included in the analysis. In some locations, school district composition may have changed slightly due to the use of updated District IDs obtained from the Department of Education
- Graduation rates reflect a 4-year graduation, which was determined to be the expectation of Airmen, Guardians, and their families due to frequency of relocation
- The licensure assessment uses a checklist of licensure rules that states should have, and that they should avoid. For example, having a compact or temporary licensing rule and NOT having supervisory requirements are checklist items that lead to green. The Department of the Air Force reviewed state policies and programs intended to eliminate barriers to license portability for military spouses that were in effect as of 31 Dec. 2021

For additional information on Education and Licensure assessment criteria, methodology and data sources, please see the Support of Military Families Background Information provided at www.af.mil under the Support to Families banner. All questions and feedback should be directed to SAF.MRR.Workflow@us.af.mil.

Westover Air Reserve Base, Massachusetts

School Districts Map

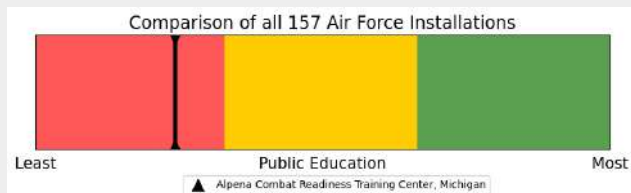


Support of Military Families - 2021

Alpena Combat Readiness Training Center, Michigan

Public Education*

2019 2021



KEY: ■ < 33.3% ■ < 66.6% ■ (Percentile):

Academic Performance Criteria

2019 2021



Graduation Rate



Student Learning Rate



School Climate Criteria



Chronic Absenteeism Rate



Suspension Rate



Service Offering Criteria



Pre-Kindergarten Availability



Student to Counselor Ratio



Student to Mental Health Support Ratio



Student to Nurse Ratio



Student to Teacher Ratio



Data Source	Most Recent Survey Time Period Utilized	Date Last Updated
Department of Education - Civil Rights Data Collection District and School Data	SY 2017-2018	October 2020
Department of Education - EDFacts Graduation Rates (District and School Level)	SY 2018-2019	November 2020
Department of Education - National center for Education Statistics Common Core of Data Public Elementary/ Secondary School Universe Survey Data	SY 2019-2020	March 2021
Department of Education - National Center of Education Statistics Common Core of Data (School Search)	SY 2018-19 School Details and Enrollment Characteristics SY 2019-20 School Directory Information	April 2020 July 2020
Center for Education Policy Analysis: Stanford Education Data Archive (SEDA)	SY 2008-2009 through SY 2017-2018	February 2021

* Public Education is Compiled using 60% Academic Performance, 20% School Climate, and 20% Service Offering.

Licensure Portability

2019 2021



Accounting



Cosmetology



EMS



Engineering



Law



Nursing



Physical Therapy



Psychology



Teaching



Other Professions



Data Source	Most Recent Survey Time Period Utilized	Date Last Updated
State Laws, State Executive Orders, State Bar and Supreme Court Rules (Licensure)	Through Dec. 2021	Dec. 31, 2021

Areas Requiring Additional Support

Public Education

Student to Nurse



Student to Counselor



Student to Teacher



Support of Military Families - 2021

Alpena Combat Readiness Training Center, Michigan

Education and Licensure Assessment Narrative

Public Education:

(This assessment is a comparative analysis using colors to graphically display results for all criteria and categories. The colors are assigned using percentiles, divided into thirds, to provide information about a location's relative position compared to all other Department of the Air Force installations assessed)

- Alpena Combat Readiness Training Center, Michigan received an overall red rating for public education as it fell within the bottom 33 percent of all Air Force installations assessed

- The areas with the lowest relative ranking which require additional state/community support include Student to Nurse Ratio, Student to Counselor Ratio, and Student to Teacher Ratio

- Change from 2019: Alpena Combat Readiness Training Center, Michigan's overall education rating did not shift from 2019.

Licensure Portability:

- The State of Michigan received an overall green rating for licensure portability indicating the State statutes (primarily M.C.L.A. 339.213) are effective in removing barriers to licensure and certification portability. Military spouses can easily transfer professional licenses and certificates from other states and sustain their careers

- If you have additional information or recently made changes to your State's licensure statutes, you can send the updated information to SAF.MRR.Workflow@us.af.mil for consideration and potential changes to the assessment.

- Change from 2019: No change from the 2019 assessment and no changes to the State's statute

Additional Notes:

- The education assessment cross references zip codes within the Military Housing Area (MHA) with zip codes of schools in the surrounding districts. Those school districts with zip codes that fall within the MHA of an installation are included in the analysis. In some locations, school district composition may have changed slightly due to the use of updated District IDs obtained from the Department of Education

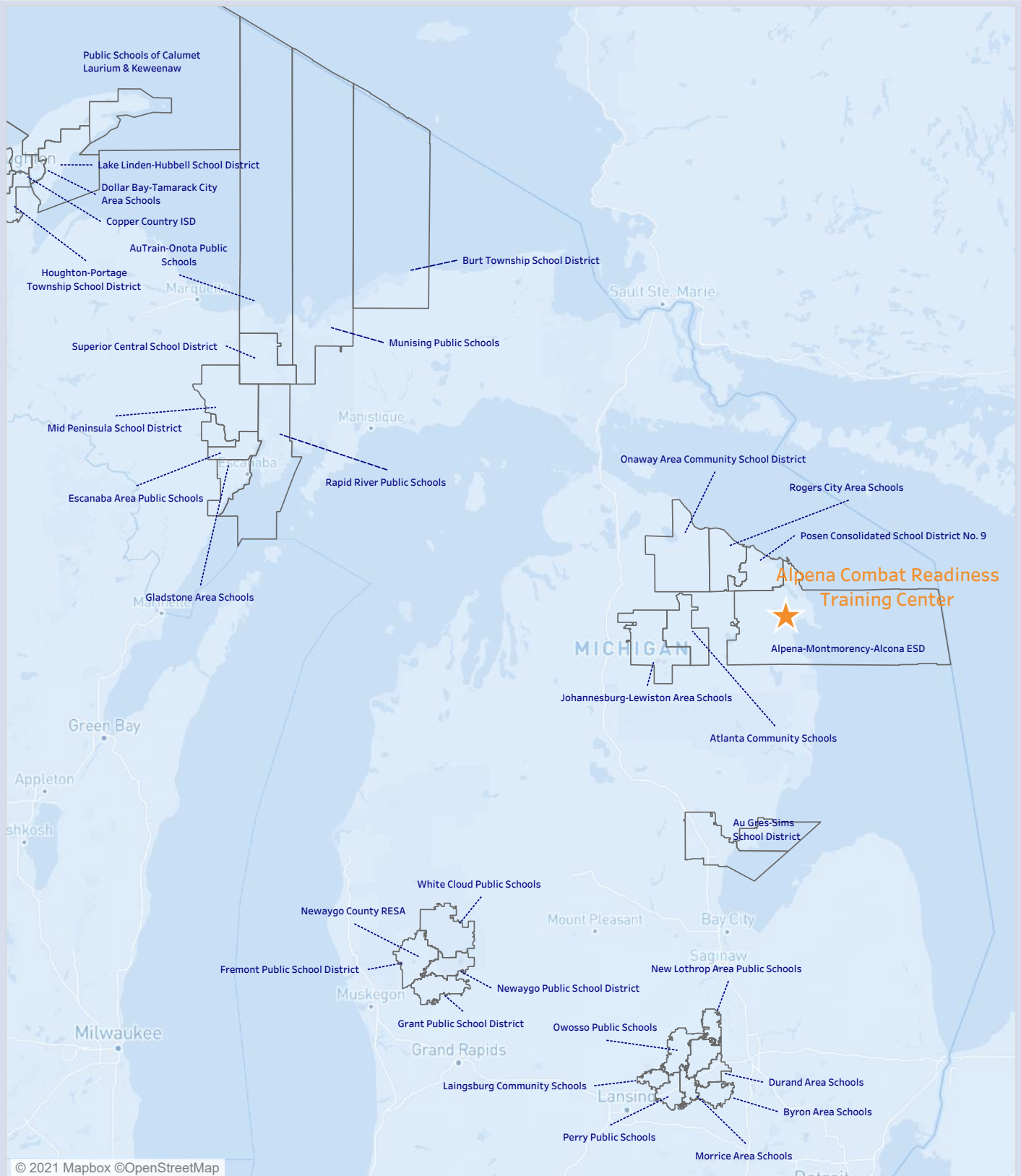
- Graduation rates reflect a 4-year graduation, which was determined to be the expectation of Airmen, Guardians, and their families due to frequency of relocation

- The licensure assessment uses a checklist of licensure rules that states should have, and that they should avoid. For example, having a compact or temporary licensing rule and NOT having supervisory requirements are checklist items that lead to green. The Department of the Air Force reviewed state policies and programs intended to eliminate barriers to license portability for military spouses that were in effect as of 31 Dec. 2021

For additional information on Education and Licensure assessment criteria, methodology and data sources, please see the Support of Military Families Background Information provided at www.af.mil under the Support to Families banner. All questions and feedback should be directed to SAF.MRR.Workflow@us.af.mil.

Alpena Combat Readiness Training Center, Michigan

School Districts Map



Support of Military Families - 2021

Battle Creek Air National Guard Base, Michigan

Public Education*

2019 2021



KEY: ■ < 33.3% ■ < 66.6% ■ (Percentile):

Academic Performance Criteria

2019 2021



Graduation Rate



Student Learning Rate



School Climate Criteria



Chronic Absenteeism Rate



Suspension Rate



Service Offering Criteria



Pre-Kindergarten Availability



Student to Counselor Ratio



Student to Mental Health Support Ratio



Student to Nurse Ratio



Student to Teacher Ratio

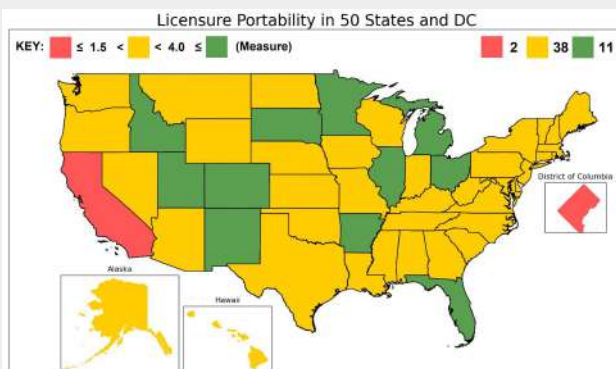


Data Source	Most Recent Survey Time Period Utilized	Date Last Updated
Department of Education - Civil Rights Data Collection District and School Data	SY 2017-2018	October 2020
Department of Education - EDFacts Graduation Rates (District and School Level)	SY 2018-2019	November 2020
Department of Education - National center for Education Statistics Common Core of Data Public Elementary/ Secondary School Universe Survey Data	SY 2019-2020	March 2021
Department of Education - National Center of Education Statistics Common Core of Data (School Search)	SY 2018-19 School Details and Enrollment Characteristics SY 2019-20 School Directory Information	April 2020 July 2020
Center for Education Policy Analysis: Stanford Education Data Archive (SEDA)	SY 2008-2009 through SY 2017-2018	February 2021

* Public Education is Compiled using 60% Academic Performance, 20% School Climate, and 20% Service Offering.

Licensure Portability

2019 2021



Accounting



Cosmetology



EMS



Engineering



Law



Nursing



Physical Therapy



Psychology



Teaching



Other Professions



Data Source	Most Recent Survey Time Period Utilized	Date Last Updated
State Laws, State Executive Orders, State Bar and Supreme Court Rules (Licensure)	Through Dec. 2021	Dec. 31, 2021

Areas Requiring Additional Support

Public Education

Student to Nurse



Graduation Rates



Student to Counselor



Support of Military Families - 2021

Battle Creek Air National Guard Base, Michigan

Education and Licensure Assessment Narrative

Public Education:

(This assessment is a comparative analysis using colors to graphically display results for all criteria and categories. The colors are assigned using percentiles, divided into thirds, to provide information about a location's relative position compared to all other Department of the Air Force installations assessed)

- Battle Creek Air National Guard Base, Michigan received an overall red rating for public education as it fell within the bottom 33 percent of all Air Force installations assessed
- The areas with the lowest relative ranking which require additional state/community support include Student to Nurse Ratio, Graduation Rates, and Student to Counselor Ratio
- Change from 2019: Battle Creek Air National Guard Base, Michigan's overall education rating changed from yellow to red from 2019.

Licensure Portability:

- The State of Michigan received an overall green rating for licensure portability indicating the State statutes (primarily M.C.L.A. 339.213) are effective in removing barriers to licensure and certification portability. Military spouses can easily transfer professional licenses and certificates from other states and sustain their careers
- If you have additional information or recently made changes to your State's licensure statutes, you can send the updated information to SAF.MRR.Workflow@us.af.mil for consideration and potential changes to the assessment.
- Change from 2019: No change from the 2019 assessment and no changes to the State's statute

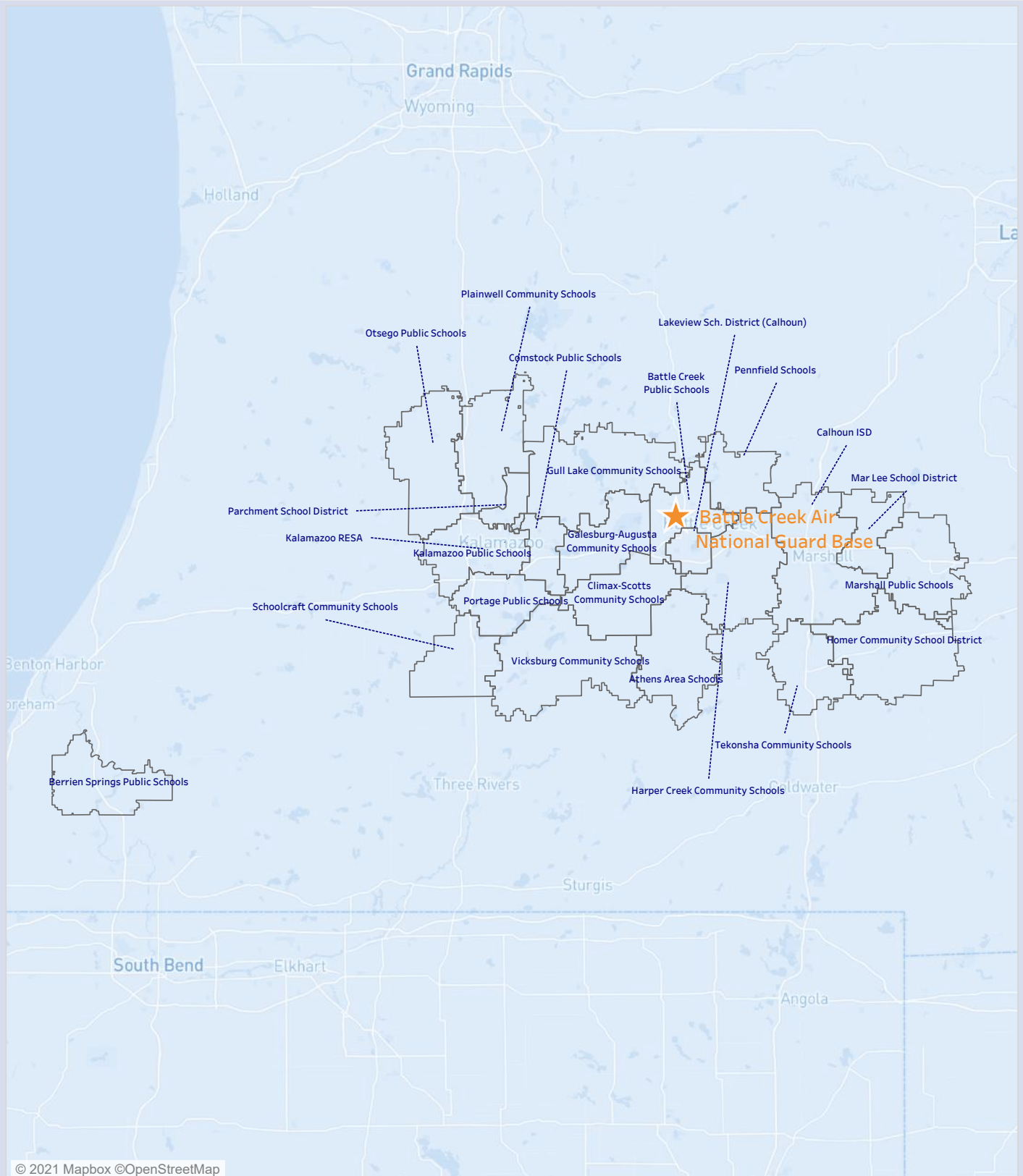
Additional Notes:

- The education assessment cross references zip codes within the Military Housing Area (MHA) with zip codes of schools in the surrounding districts. Those school districts with zip codes that fall within the MHA of an installation are included in the analysis. In some locations, school district composition may have changed slightly due to the use of updated District IDs obtained from the Department of Education
- Graduation rates reflect a 4-year graduation, which was determined to be the expectation of Airmen, Guardians, and their families due to frequency of relocation
- The licensure assessment uses a checklist of licensure rules that states should have, and that they should avoid. For example, having a compact or temporary licensing rule and NOT having supervisory requirements are checklist items that lead to green. The Department of the Air Force reviewed state policies and programs intended to eliminate barriers to license portability for military spouses that were in effect as of 31 Dec. 2021

For additional information on Education and Licensure assessment criteria, methodology and data sources, please see the Support of Military Families Background Information provided at www.af.mil under the Support to Families banner. All questions and feedback should be directed to SAF.MRR.Workflow@us.af.mil.

Battle Creek Air National Guard Base, Michigan

School Districts Map



Support of Military Families - 2021

Selfridge Air National Guard Base, Michigan

Public Education*

2019 2021



KEY: ■ < 33.3% ≤ ■ < 66.6% ≤ ■ (Percentile):

Academic Performance Criteria

2019 2021



Graduation Rate



Student Learning Rate



School Climate Criteria

2019 2021



Chronic Absenteeism Rate



Suspension Rate



Service Offering Criteria

2019 2021



Pre-Kindergarten Availability



Student to Counselor Ratio



Student to Mental Health Support Ratio



Student to Nurse Ratio



Student to Teacher Ratio

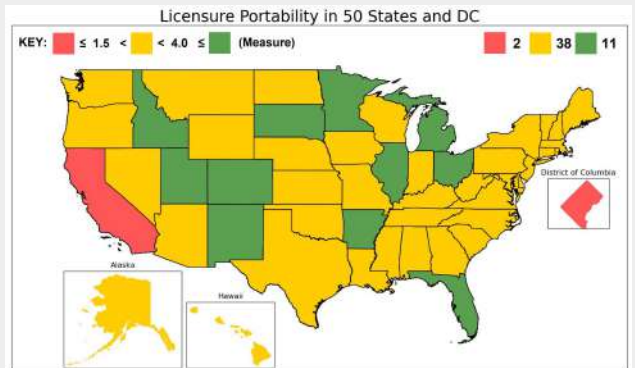


Data Source	Most Recent Survey Time Period Utilized	Date Last Updated
Department of Education - Civil Rights Data Collection District and School Data	SY 2017-2018	October 2020
Department of Education - EDFacts Graduation Rates (District and School Level)	SY 2018-2019	November 2020
Department of Education - National center for Education Statistics Common Core of Data Public Elementary/ Secondary School Universe Survey Data	SY 2019-2020	March 2021
Department of Education - National Center of Education Statistics Common Core of Data (School Search)	SY 2018-19 School Details and Enrollment Characteristics SY 2019-20 School Directory Information	April 2020 July 2020
Center for Education Policy Analysis: Stanford Education Data Archive (SEDA)	SY 2008-2009 through SY 2017-2018	February 2021

* Public Education is Compiled using 60% Academic Performance, 20% School Climate, and 20% Service Offering.

Licensure Portability

2019 2021



Accounting

2019 2021



Cosmetology

2019 2021



EMS

2019 2021



Engineering

2019 2021



Law

2019 2021



Nursing

2019 2021



Physical Therapy

2019 2021



Psychology

2019 2021



Teaching

2019 2021



Other Professions

2019 2021



Data Source	Most Recent Survey Time Period Utilized	Date Last Updated
State Laws, State Executive Orders, State Bar and Supreme Court Rules (Licensure)	Through Dec. 2021	Dec. 31, 2021

Areas Requiring Additional Support

Public Education

Student to Nurse



Student to Counselor



Student to Teacher



Support of Military Families - 2021

Selfridge Air National Guard Base, Michigan

Education and Licensure Assessment Narrative

Public Education:

(This assessment is a comparative analysis using colors to graphically display results for all criteria and categories. The colors are assigned using percentiles, divided into thirds, to provide information about a location's relative position compared to all other Department of the Air Force installations assessed)

- Selfridge Air National Guard Base, Michigan received an overall green rating for public education as it fell within the top 33 percent of all Air Force installations assessed

- The areas with the lowest relative ranking which require additional state/community support include Student to Nurse Ratio, Student to Counselor Ratio, and Student to Teacher Ratio

- Change from 2019: Selfridge Air National Guard Base, Michigan's overall education rating changed from yellow to green from 2019.

Licensure Portability:

- The State of Michigan received an overall green rating for licensure portability indicating the State statutes (primarily M.C.L.A. 339.213) are effective in removing barriers to licensure and certification portability. Military spouses can easily transfer professional licenses and certificates from other states and sustain their careers

- If you have additional information or recently made changes to your State's licensure statutes, you can send the updated information to SAF.MRR.Workflow@us.af.mil for consideration and potential changes to the assessment.

- Change from 2019: No change from the 2019 assessment and no changes to the State's statute

Additional Notes:

- The education assessment cross references zip codes within the Military Housing Area (MHA) with zip codes of schools in the surrounding districts. Those school districts with zip codes that fall within the MHA of an installation are included in the analysis. In some locations, school district composition may have changed slightly due to the use of updated District IDs obtained from the Department of Education

- Graduation rates reflect a 4-year graduation, which was determined to be the expectation of Airmen, Guardians, and their families due to frequency of relocation

- The licensure assessment uses a checklist of licensure rules that states should have, and that they should avoid. For example, having a compact or temporary licensing rule and NOT having supervisory requirements are checklist items that lead to green. The Department of the Air Force reviewed state policies and programs intended to eliminate barriers to license portability for military spouses that were in effect as of 31 Dec. 2021

For additional information on Education and Licensure assessment criteria, methodology and data sources, please see the Support of Military Families Background Information provided at www.af.mil under the Support to Families banner. All questions and feedback should be directed to SAF.MRR.Workflow@us.af.mil.

Selfridge Air National Guard Base, Michigan

School Districts Map




Support of Military Families - 2021

Duluth Air National Guard Base, Minnesota

Public Education*

2019 2021



KEY: ■ < 33.3% ■ < 66.6% ■ (Percentile):

Academic Performance Criteria

2019 2021



Graduation Rate



Student Learning Rate



School Climate Criteria



Chronic Absenteeism Rate



Suspension Rate



Service Offering Criteria



Pre-Kindergarten Availability



Student to Counselor Ratio



Student to Mental Health Support Ratio



Student to Nurse Ratio



Student to Teacher Ratio

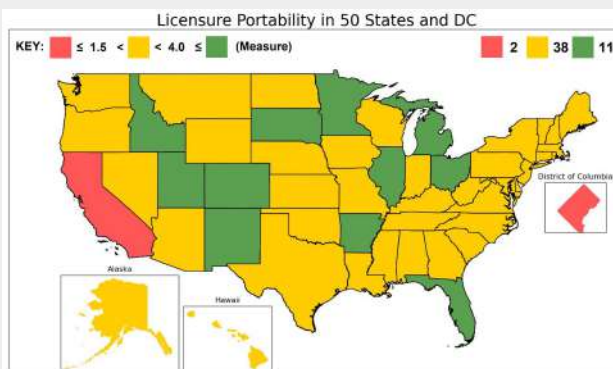


Data Source	Most Recent Survey Time Period Utilized	Date Last Updated
Department of Education - Civil Rights Data Collection District and School Data	SY 2017-2018	October 2020
Department of Education - EDFacts Graduation Rates (District and School Level)	SY 2018-2019	November 2020
Department of Education - National center for Education Statistics Common Core of Data Public Elementary/ Secondary School Universe Survey Data	SY 2019-2020	March 2021
Department of Education - National Center of Education Statistics Common Core of Data (School Search)	SY 2018-19 School Details and Enrollment Characteristics SY 2019-20 School Directory Information	April 2020 July 2020
Center for Education Policy Analysis: Stanford Education Data Archive (SEDA)	SY 2008-2009 through SY 2017-2018	February 2021

* Public Education is Compiled using 60% Academic Performance, 20% School Climate, and 20% Service Offering.

Licensure Portability

2019 2021



Accounting



Cosmetology



EMS



Engineering



Law



Nursing



Physical Therapy



Psychology



Teaching



Other Professions



Data Source	Most Recent Survey Time Period Utilized	Date Last Updated
State Laws, State Executive Orders, State Bar and Supreme Court Rules (Licensure)	Through Dec. 2021	Dec. 31, 2021

Areas Requiring Additional Support

Public Education

Student to Counselor



Growth Measure



Chronic Absenteeism



Licensure Language

Profession

No MS rule

Law



Support of Military Families - 2021

Duluth Air National Guard Base, Minnesota

Education and Licensure Assessment Narrative

Public Education:

(This assessment is a comparative analysis using colors to graphically display results for all criteria and categories. The colors are assigned using percentiles, divided into thirds, to provide information about a location's relative position compared to all other Department of the Air Force installations assessed)

- Duluth Air National Guard Base, Minnesota received an overall yellow rating for public education as it fell within the middle 33 percent of all Air Force installations assessed
- The areas with the lowest relative ranking which require additional state/community support include Student to Counselor Ratio, Growth Measure, and Chronic Absenteeism Rate
- Change from 2019: Duluth Air National Guard Base, Minnesota's overall education rating did not shift from 2019.

Licensure Portability:

- The State of Minnesota received an overall green assessment for licensure portability indicating the State statutes (primarily M.S.A. § 197.4552) are effective in removing barriers to licensure and certification portability. Military spouses can easily transfer professional licenses and certificates from other states and sustain their careers
- Significant barriers remain for Law given the state does not have military spouse specific legislation in place
- If you have additional information or recently made changes to your State's licensure statutes, you can send the updated information to SAF.MRR.Workflow@us.af.mil for consideration and potential changes to the assessment.
- Change from 2019: No change from the 2019 assessment and no changes to the State's statute

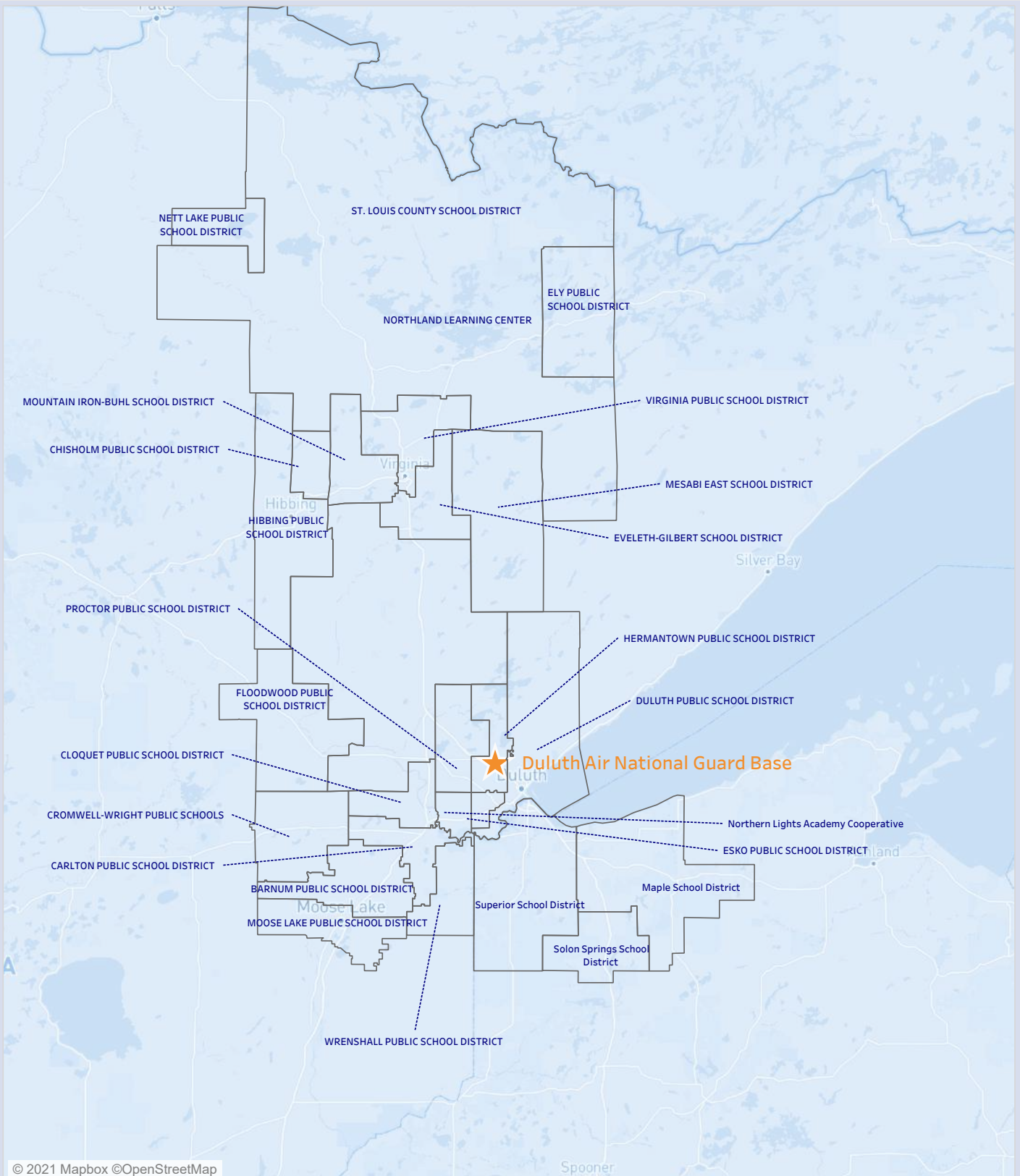
Additional Notes:

- The education assessment cross references zip codes within the Military Housing Area (MHA) with zip codes of schools in the surrounding districts. Those school districts with zip codes that fall within the MHA of an installation are included in the analysis. In some locations, school district composition may have changed slightly due to the use of updated District IDs obtained from the Department of Education
- Graduation rates reflect a 4-year graduation, which was determined to be the expectation of Airmen, Guardians, and their families due to frequency of relocation
- The licensure assessment uses a checklist of licensure rules that states should have, and that they should avoid. For example, having a compact or temporary licensing rule and NOT having supervisory requirements are checklist items that lead to green. The Department of the Air Force reviewed state policies and programs intended to eliminate barriers to license portability for military spouses that were in effect as of 31 Dec. 2021

For additional information on Education and Licensure assessment criteria, methodology and data sources, please see the Support of Military Families Background Information provided at www.af.mil under the Support to Families banner. All questions and feedback should be directed to SAF.MRR.Workflow@us.af.mil.

Duluth Air National Guard Base, Minnesota

School Districts Map



Support of Military Families - 2021

Minneapolis-St Paul Joint Air Reserve Station, Minnesota

Public Education*

2019 2021



KEY: ■ < 33.3% ■ < 66.6% ■ (Percentile):

Academic Performance Criteria

2019 2021



Graduation Rate



Student Learning Rate



School Climate Criteria



Chronic Absenteeism Rate



Suspension Rate



Service Offering Criteria



Pre-Kindergarten Availability



Student to Counselor Ratio



Student to Mental Health Support Ratio



Student to Nurse Ratio



Student to Teacher Ratio

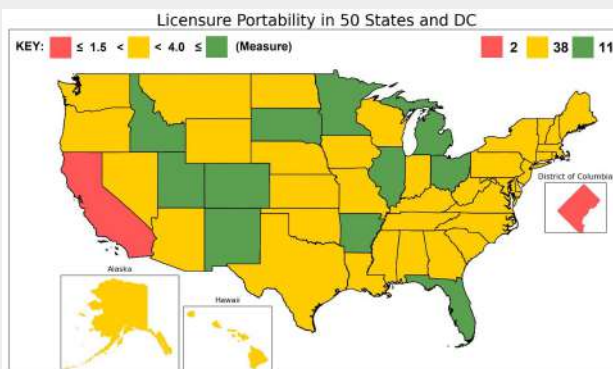


Data Source	Most Recent Survey Time Period Utilized	Date Last Updated
Department of Education - Civil Rights Data Collection District and School Data	SY 2017-2018	October 2020
Department of Education - EDFacts Graduation Rates (District and School Level)	SY 2018-2019	November 2020
Department of Education - National center for Education Statistics Common Core of Data Public Elementary/ Secondary School Universe Survey Data	SY 2019-2020	March 2021
Department of Education - National Center of Education Statistics Common Core of Data (School Search)	SY 2018-19 School Details and Enrollment Characteristics SY 2019-20 School Directory Information	April 2020 July 2020
Center for Education Policy Analysis: Stanford Education Data Archive (SEDA)	SY 2008-2009 through SY 2017-2018	February 2021

* Public Education is Compiled using 60% Academic Performance, 20% School Climate, and 20% Service Offering.

Licensure Portability

2019 2021



Accounting



Cosmetology



EMS



Engineering



Law



Nursing



Physical Therapy



Psychology



Teaching



Other Professions



Data Source	Most Recent Survey Time Period Utilized	Date Last Updated
State Laws, State Executive Orders, State Bar and Supreme Court Rules (Licensure)	Through Dec. 2021	Dec. 31, 2021

Areas Requiring Additional Support

Public Education

Student to Counselor



Student to Nurse



Student to Teacher



Licensure Language

Profession

No MS rule

Law



Support of Military Families - 2021

Minneapolis-St Paul Joint Air Reserve Station, Minnesota

Education and Licensure Assessment Narrative

Public Education:

(This assessment is a comparative analysis using colors to graphically display results for all criteria and categories. The colors are assigned using percentiles, divided into thirds, to provide information about a location's relative position compared to all other Department of the Air Force installations assessed)

- Minneapolis-St Paul Joint Air Reserve Station, Minnesota received an overall green rating for public education as it fell within the top 33 percent of all Air Force installations assessed

- The areas with the lowest relative ranking which require additional state/community support include Student to Counselor Ratio, Student to Nurse Ratio, and Student to Teacher Ratio

- Change from 2019: Minneapolis-St Paul Joint Air Reserve Station, Minnesota's overall education rating did not shift from 2019.

Licensure Portability:

- The State of Minnesota received an overall green assessment for licensure portability indicating the State statutes (primarily M.S.A. § 197.4552) are effective in removing barriers to licensure and certification portability. Military spouses can easily transfer professional licenses and certificates from other states and sustain their careers

- Significant barriers remain for Law given the state does not have military spouse specific legislation in place

- If you have additional information or recently made changes to your State's licensure statutes, you can send the updated information to SAF.MRR.Workflow@us.af.mil for consideration and potential changes to the assessment.

- Change from 2019: No change from the 2019 assessment and no changes to the State's statute

Additional Notes:

- The education assessment cross references zip codes within the Military Housing Area (MHA) with zip codes of schools in the surrounding districts. Those school districts with zip codes that fall within the MHA of an installation are included in the analysis. In some locations, school district composition may have changed slightly due to the use of updated District IDs obtained from the Department of Education

- Graduation rates reflect a 4-year graduation, which was determined to be the expectation of Airmen, Guardians, and their families due to frequency of relocation

- The licensure assessment uses a checklist of licensure rules that states should have, and that they should avoid. For example, having a compact or temporary licensing rule and NOT having supervisory requirements are checklist items that lead to green. The Department of the Air Force reviewed state policies and programs intended to eliminate barriers to license portability for military spouses that were in effect as of 31 Dec. 2021

For additional information on Education and Licensure assessment criteria, methodology and data sources, please see the Support of Military Families Background Information provided at www.af.mil under the Support to Families banner. All questions and feedback should be directed to SAF.MRR.Workflow@us.af.mil.

Minneapolis-St. Paul Joint Air Reserve Station, Minnesota

School Districts Map



Support of Military Families - 2021

Allen C Thompson Field Air National Guard Base, Mississippi

Public Education*

2019 2021



KEY: ■ < 33.3% ■ < 66.6% ■ (Percentile):

Academic Performance Criteria

2019 2021



Graduation Rate



Student Learning Rate



School Climate Criteria



Chronic Absenteeism Rate



Suspension Rate



Service Offering Criteria



Pre-Kindergarten Availability



Student to Counselor Ratio



Student to Mental Health Support Ratio



Student to Nurse Ratio



Student to Teacher Ratio

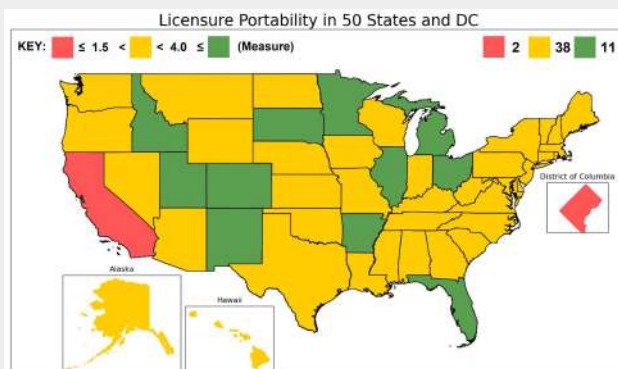


Data Source	Most Recent Survey Time Period Utilized	Date Last Updated
Department of Education - Civil Rights Data Collection District and School Data	SY 2017-2018	October 2020
Department of Education - EDFacts Graduation Rates (District and School Level)	SY 2018-2019	November 2020
Department of Education - National center for Education Statistics Common Core of Data Public Elementary/ Secondary School Universe Survey Data	SY 2019-2020	March 2021
Department of Education - National Center of Education Statistics Common Core of Data (School Search)	SY 2018-19 School Details and Enrollment Characteristics SY 2019-20 School Directory Information	April 2020 July 2020
Center for Education Policy Analysis: Stanford Education Data Archive (SEDA)	SY 2008-2009 through SY 2017-2018	February 2021

* Public Education is Compiled using 60% Academic Performance, 20% School Climate, and 20% Service Offering.

Licensure Portability

2019 2021



Accounting



Cosmetology



EMS



Engineering



Law



Nursing



Physical Therapy



Psychology



Teaching



Other Professions



Data Source	Most Recent Survey Time Period Utilized	Date Last Updated
State Laws, State Executive Orders, State Bar and Supreme Court Rules (Licensure)	Through Dec. 2021	Dec. 31, 2021

Areas Requiring Additional Support

Public Education

Mental Health Support



Suspension Rate



Chronic Absenteeism



Licensure Language

Profession

No MS rule

Law



Support of Military Families - 2021

Allen C Thompson Field Air National Guard Base, Mississippi

Education and Licensure Assessment Narrative

Public Education:

(This assessment is a comparative analysis using colors to graphically display results for all criteria and categories. The colors are assigned using percentiles, divided into thirds, to provide information about a location's relative position compared to all other Department of the Air Force installations assessed)

- Allen C Thompson Field Air National Guard Base, Mississippi received an overall red rating for public education as it fell within the bottom 33 percent of all Air Force installations assessed

- The areas with the lowest relative ranking which require additional state/community support include Student to Mental Health Professional Ratio, Suspension Rate, and Chronic Absenteeism Rate

- Change from 2019: Allen C Thompson Field Air National Guard Base, Mississippi's overall education rating did not shift from 2019.

Licensure Portability:

- The State of Mississippi received an overall yellow rating for licensure portability indicating the State statutes (primarily Senate Bill 2117) contain barriers to licensure and certification portability for military spouses. This assessment was awarded due to Mississippi's participation in interstate compacts for Nursing and Physical Therapy occupations and providing current certification as a National Registry EMT for the EMS profession

- Barriers remain for Accounting, Cosmetology, Engineering, Psychology and Teaching due to "substantial equivalency" or "similar scope of practice" requirement that allows acceptance of another state's license if the requirements for obtaining the license are sufficiently similar to their own State's requirements and precludes acceptance if the requirements are not similar. Plus, current statute does not exclude any other occupations from licensure portability burdens. Additionally, barriers remain for Law as there are currently no rules established to accommodate licensing for military spouses in the legal profession

- If you have additional information or recently made changes to your State's licensure statutes, you can send the updated information to SAF.MRR.Workflow@us.af.mil for consideration and potential changes to the assessment.

- Change from 2019: Despite making progress by changing the requirement for the length of time an out-of-state license must be held for from two years to one year, the inclusion of a "similar scope of practice" language prevents any change from the previous assessment

Additional Notes:

- The education assessment cross references zip codes within the Military Housing Area (MHA) with zip codes of schools in the surrounding districts. Those school districts with zip codes that fall within the MHA of an installation are included in the analysis. In some locations, school district composition may have changed slightly due to the use of updated District IDs obtained from the Department of Education

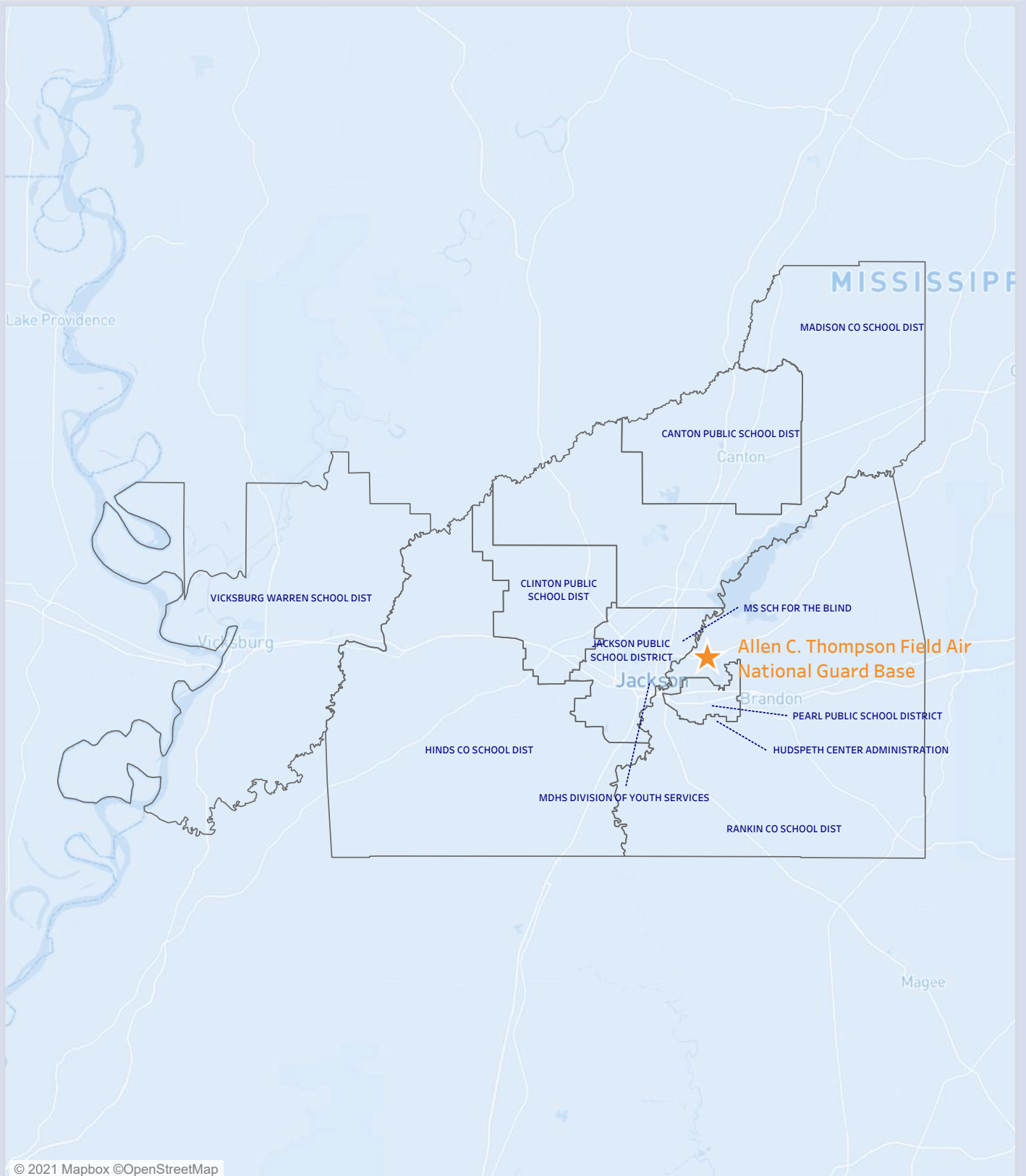
- Graduation rates reflect a 4-year graduation, which was determined to be the expectation of Airmen, Guardians, and their families due to frequency of relocation

- The licensure assessment uses a checklist of licensure rules that states should have, and that they should avoid. For example, having a compact or temporary licensing rule and NOT having supervisory requirements are checklist items that lead to green. The Department of the Air Force reviewed state policies and programs intended to eliminate barriers to license portability for military spouses that were in effect as of 31 Dec. 2021

For additional information on Education and Licensure assessment criteria, methodology and data sources, please see the Support of Military Families Background Information provided at www.af.mil under the Support to Families banner. All questions and feedback should be directed to SAF.MRR.Workflow@us.af.mil.

Allen C. Thompson Field Air National Guard Base, Mississippi

School Districts Map



Support of Military Families - 2021

Columbus Air Force Base, Mississippi

Public Education*

2019 2021



KEY: ■ < 33.3% ■ < 66.6% ■ (Percentile):

Academic Performance Criteria

2019 2021



Graduation Rate



Student Learning Rate



School Climate Criteria



Chronic Absenteeism Rate



Suspension Rate



Service Offering Criteria



Pre-Kindergarten Availability



Student to Counselor Ratio



Student to Mental Health Support Ratio



Student to Nurse Ratio



Student to Teacher Ratio



Data Source	Most Recent Survey Time Period Utilized	Date Last Updated
Department of Education - Civil Rights Data Collection District and School Data	SY 2017-2018	October 2020
Department of Education - EDFacts Graduation Rates (District and School Level)	SY 2018-2019	November 2020
Department of Education - National center for Education Statistics Common Core of Data Public Elementary/ Secondary School Universe Survey Data	SY 2019-2020	March 2021
Department of Education - National Center of Education Statistics Common Core of Data (School Search)	SY 2018-19 School Details and Enrollment Characteristics SY 2019-20 School Directory Information	April 2020 July 2020
Center for Education Policy Analysis: Stanford Education Data Archive (SEDA)	SY 2008-2009 through SY 2017-2018	February 2021

* Public Education is Compiled using 60% Academic Performance, 20% School Climate, and 20% Service Offering.

Licensure Portability

2019 2021



Accounting



Cosmetology



EMS



Engineering



Law



Nursing



Physical Therapy



Psychology



Teaching



Other Professions



Data Source	Most Recent Survey Time Period Utilized	Date Last Updated
State Laws, State Executive Orders, State Bar and Supreme Court Rules (Licensure)	Through Dec. 2021	Dec. 31, 2021

Areas Requiring Additional Support

Public Education

Mental Health Support



Suspension Rate



Growth Measure



Licensure Language

Profession

No MS rule

Law



Support of Military Families - 2021

Columbus Air Force Base, Mississippi

Education and Licensure Assessment Narrative

Public Education:

(This assessment is a comparative analysis using colors to graphically display results for all criteria and categories. The colors are assigned using percentiles, divided into thirds, to provide information about a location's relative position compared to all other Department of the Air Force installations assessed)

- Columbus Air Force Base, Mississippi received an overall red rating for public education as it fell within the bottom 33 percent of all Air Force installations assessed

- The areas with the lowest relative ranking which require additional state/community support include Student to Mental Health Professional Ratio, Suspension Rate, and Growth Measure

- Change from 2019: Columbus Air Force Base, Mississippi's overall education rating did not shift from 2019.

Licensure Portability:

- The State of Mississippi received an overall yellow rating for licensure portability indicating the State statutes (primarily Senate Bill 2117) contain barriers to licensure and certification portability for military spouses. This assessment was awarded due to Mississippi's participation in interstate compacts for Nursing and Physical Therapy occupations and providing current certification as a National Registry EMT for the EMS profession

- Barriers remain for Accounting, Cosmetology, Engineering, Psychology and Teaching due to "substantial equivalency" or "similar scope of practice" requirement that allows acceptance of another state's license if the requirements for obtaining the license are sufficiently similar to their own State's requirements and precludes acceptance if the requirements are not similar. Plus, current statute does not exclude any other occupations from licensure portability burdens. Additionally, barriers remain for Law as there are currently no rules established to accommodate licensing for military spouses in the legal profession

- If you have additional information or recently made changes to your State's licensure statutes, you can send the updated information to SAF.MRR.Workflow@us.af.mil for consideration and potential changes to the assessment.

- Change from 2019: Despite making progress by changing the requirement for the length of time an out-of-state license must be held for from two years to one year, the inclusion of a "similar scope of practice" language prevents any change from the previous assessment

Additional Notes:

- The education assessment cross references zip codes within the Military Housing Area (MHA) with zip codes of schools in the surrounding districts. Those school districts with zip codes that fall within the MHA of an installation are included in the analysis. In some locations, school district composition may have changed slightly due to the use of updated District IDs obtained from the Department of Education

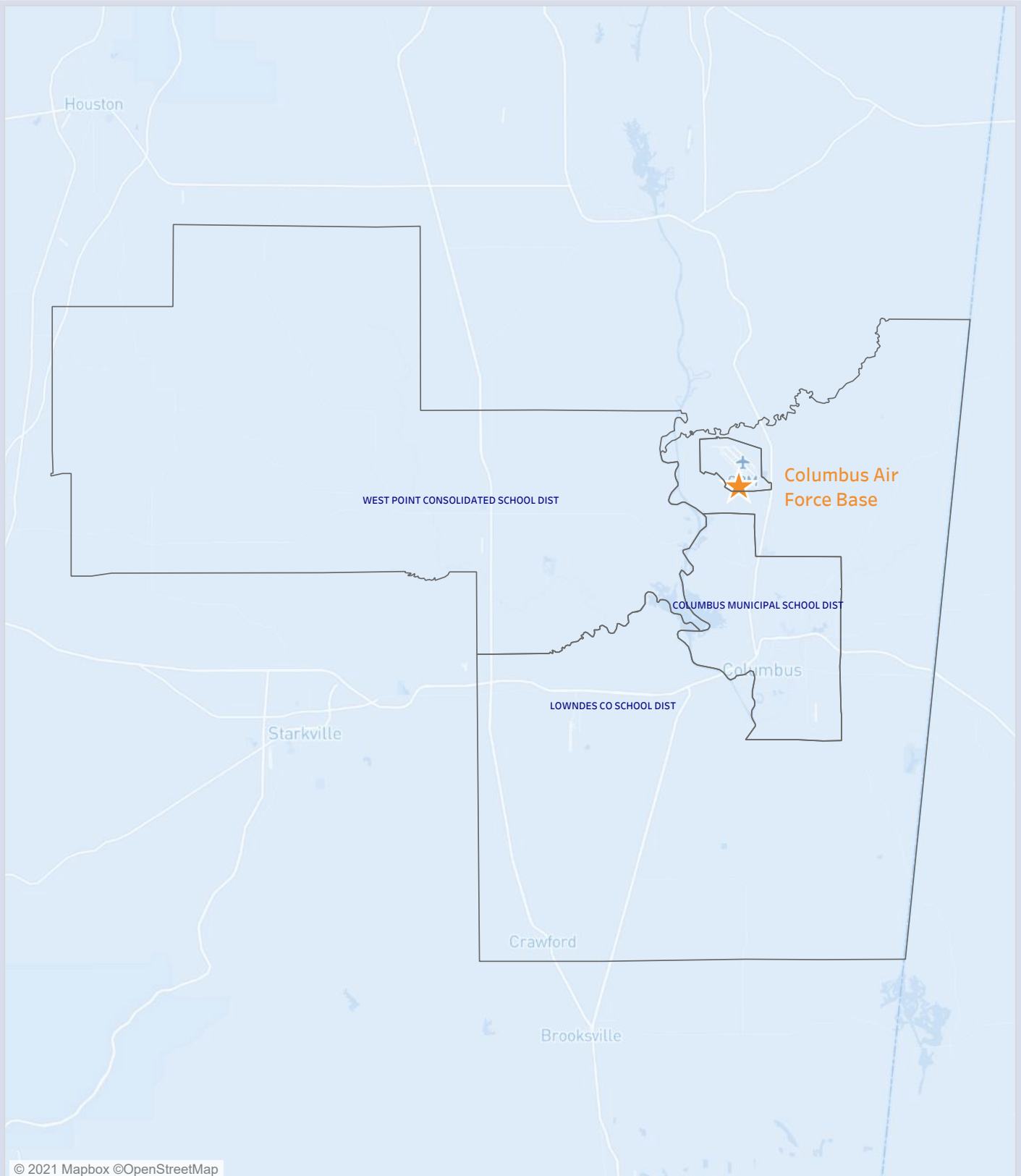
- Graduation rates reflect a 4-year graduation, which was determined to be the expectation of Airmen, Guardians, and their families due to frequency of relocation

- The licensure assessment uses a checklist of licensure rules that states should have, and that they should avoid. For example, having a compact or temporary licensing rule and NOT having supervisory requirements are checklist items that lead to green. The Department of the Air Force reviewed state policies and programs intended to eliminate barriers to license portability for military spouses that were in effect as of 31 Dec. 2021

For additional information on Education and Licensure assessment criteria, methodology and data sources, please see the Support of Military Families Background Information provided at www.af.mil under the Support to Families banner. All questions and feedback should be directed to SAF.MRR.Workflow@us.af.mil.

Columbus Air Force Base, Mississippi

School Districts Map



Support of Military Families - 2021

Gulfport Combat Readiness Training Center, Mississippi

Public Education*

2019 2021



KEY: ■ < 33.3% ■ < 66.6% ■ (Percentile):

Academic Performance Criteria

2019 2021



Graduation Rate



Student Learning Rate



School Climate Criteria



Chronic Absenteeism Rate



Suspension Rate



Service Offering Criteria



Pre-Kindergarten Availability



Student to Counselor Ratio



Student to Mental Health Support Ratio



Student to Nurse Ratio



Student to Teacher Ratio

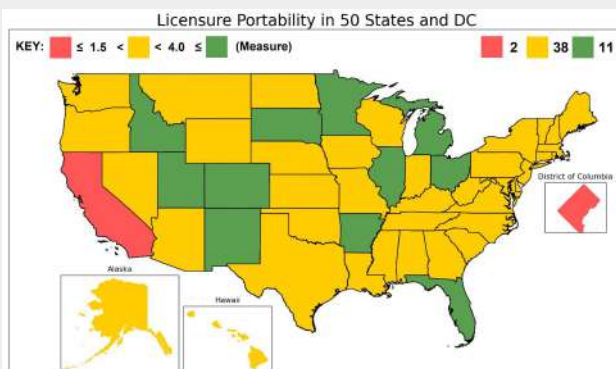


Data Source	Most Recent Survey Time Period Utilized	Date Last Updated
Department of Education - Civil Rights Data Collection District and School Data	SY 2017-2018	October 2020
Department of Education - EDFacts Graduation Rates (District and School Level)	SY 2018-2019	November 2020
Department of Education - National center for Education Statistics Common Core of Data Public Elementary/ Secondary School Universe Survey Data	SY 2019-2020	March 2021
Department of Education - National Center of Education Statistics Common Core of Data (School Search)	SY 2018-19 School Details and Enrollment Characteristics SY 2019-20 School Directory Information	April 2020 July 2020
Center for Education Policy Analysis: Stanford Education Data Archive (SEDA)	SY 2008-2009 through SY 2017-2018	February 2021

* Public Education is Compiled using 60% Academic Performance, 20% School Climate, and 20% Service Offering.

Licensure Portability

2019 2021



Accounting



Cosmetology



EMS



Engineering



Law



Nursing



Physical Therapy



Psychology



Teaching



Other Professions



Data Source	Most Recent Survey Time Period Utilized	Date Last Updated
State Laws, State Executive Orders, State Bar and Supreme Court Rules (Licensure)	Through Dec. 2021	Dec. 31, 2021

Areas Requiring Additional Support

Public Education

Suspension Rate



Mental Health Support



Student to Counselor



Licensure Language

Profession

No MS rule

Law



Support of Military Families - 2021

Gulfport Combat Readiness Training Center, Mississippi

Education and Licensure Assessment Narrative

Public Education:

(This assessment is a comparative analysis using colors to graphically display results for all criteria and categories. The colors are assigned using percentiles, divided into thirds, to provide information about a location's relative position compared to all other Department of the Air Force installations assessed)

- Gulfport Combat Readiness Training Center, Mississippi received an overall yellow rating for public education as it fell within the middle 33 percent of all Air Force installations assessed

- The areas with the lowest relative ranking which require additional state/community support include Suspension Rate, Student to Mental Health Professional Ratio, and Student to Counselor Ratio

- Change from 2019: Gulfport Combat Readiness Training Center, Mississippi's overall education rating changed from red to yellow from 2019.

Licensure Portability:

- The State of Mississippi received an overall yellow rating for licensure portability indicating the State statutes (primarily Senate Bill 2117) contain barriers to licensure and certification portability for military spouses. This assessment was awarded due to Mississippi's participation in interstate compacts for Nursing and Physical Therapy occupations and providing current certification as a National Registry EMT for the EMS profession

- Barriers remain for Accounting, Cosmetology, Engineering, Psychology and Teaching due to "substantial equivalency" or "similar scope of practice" requirement that allows acceptance of another state's license if the requirements for obtaining the license are sufficiently similar to their own State's requirements and precludes acceptance if the requirements are not similar. Plus, current statute does not exclude any other occupations from licensure portability burdens. Additionally, barriers remain for Law as there are currently no rules established to accommodate licensing for military spouses in the legal profession

- If you have additional information or recently made changes to your State's licensure statutes, you can send the updated information to SAF.MRR.Workflow@us.af.mil for consideration and potential changes to the assessment.

- Change from 2019: Despite making progress by changing the requirement for the length of time an out-of-state license must be held for from two years to one year, the inclusion of a "similar scope of practice" language prevents any change from the previous assessment

Additional Notes:

- The education assessment cross references zip codes within the Military Housing Area (MHA) with zip codes of schools in the surrounding districts. Those school districts with zip codes that fall within the MHA of an installation are included in the analysis. In some locations, school district composition may have changed slightly due to the use of updated District IDs obtained from the Department of Education

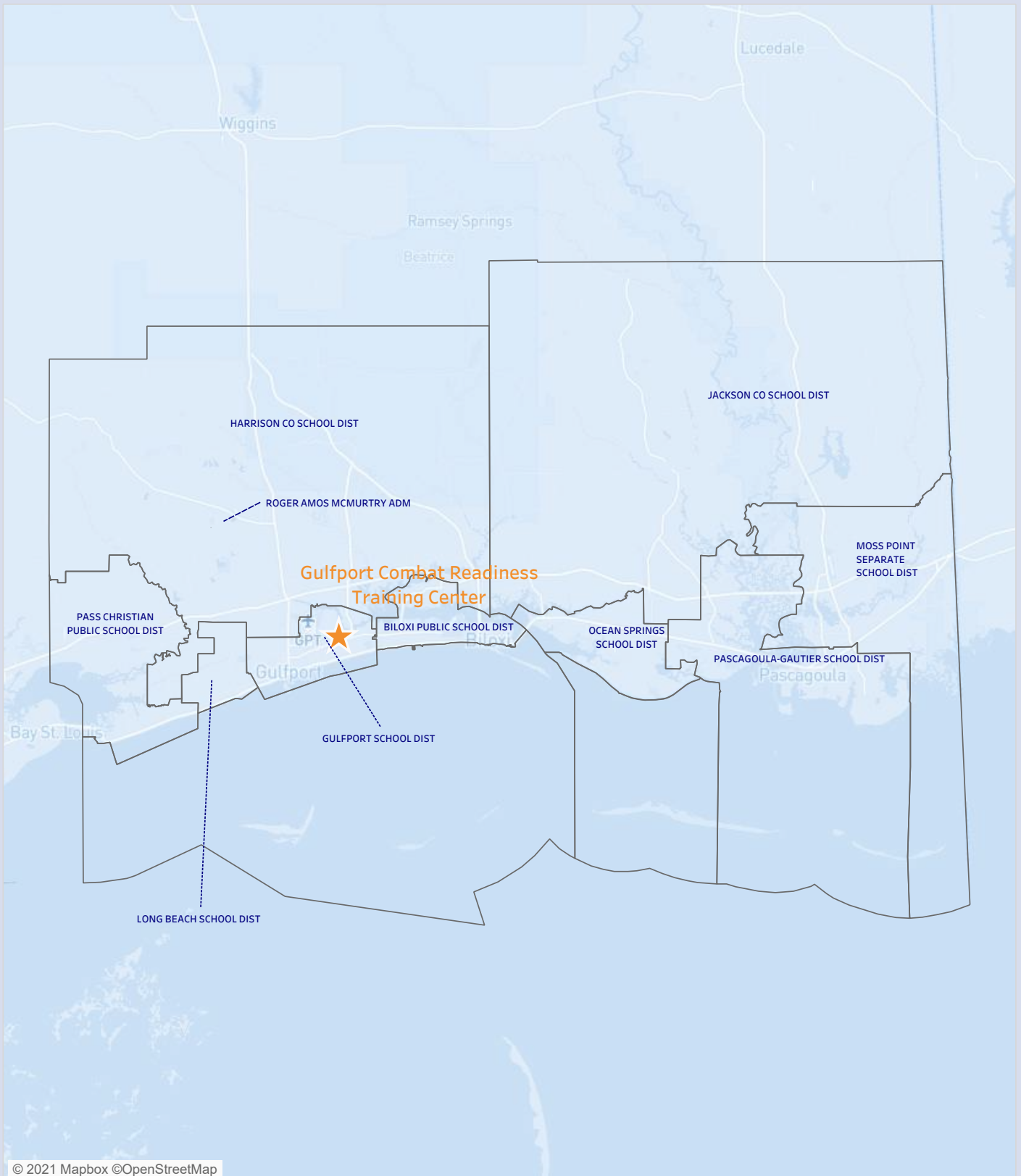
- Graduation rates reflect a 4-year graduation, which was determined to be the expectation of Airmen, Guardians, and their families due to frequency of relocation

- The licensure assessment uses a checklist of licensure rules that states should have, and that they should avoid. For example, having a compact or temporary licensing rule and NOT having supervisory requirements are checklist items that lead to green. The Department of the Air Force reviewed state policies and programs intended to eliminate barriers to license portability for military spouses that were in effect as of 31 Dec. 2021

For additional information on Education and Licensure assessment criteria, methodology and data sources, please see the Support of Military Families Background Information provided at www.af.mil under the Support to Families banner. All questions and feedback should be directed to SAF.MRR.Workflow@us.af.mil.

Gulfport Combat Readiness Training Center, Mississippi

School Districts Map




Support of Military Families - 2021

Keesler Air Force Base, Mississippi

Public Education*

2019 2021



KEY: ■ < 33.3% ■ ≤ 66.6% ■ (Percentile):

Academic Performance Criteria

2019 2021



Graduation Rate



Student Learning Rate



School Climate Criteria



Chronic Absenteeism Rate



Suspension Rate



Service Offering Criteria



Pre-Kindergarten Availability



Student to Counselor Ratio



Student to Mental Health Support Ratio



Student to Nurse Ratio



Student to Teacher Ratio



Data Source	Most Recent Survey Time Period Utilized	Date Last Updated
Department of Education - Civil Rights Data Collection District and School Data	SY 2017-2018	October 2020
Department of Education - EDFacts Graduation Rates (District and School Level)	SY 2018-2019	November 2020
Department of Education - National center for Education Statistics Common Core of Data Public Elementary/ Secondary School Universe Survey Data	SY 2019-2020	March 2021
Department of Education - National Center of Education Statistics Common Core of Data (School Search)	SY 2018-19 School Details and Enrollment Characteristics SY 2019-20 School Directory Information	April 2020 July 2020
Center for Education Policy Analysis: Stanford Education Data Archive (SEDA)	SY 2008-2009 through SY 2017-2018	February 2021

* Public Education is Compiled using 60% Academic Performance, 20% School Climate, and 20% Service Offering.

Licensure Portability

2019 2021



Accounting



Cosmetology



EMS



Engineering



Law



Nursing



Physical Therapy



Psychology



Teaching



Other Professions



Data Source	Most Recent Survey Time Period Utilized	Date Last Updated
State Laws, State Executive Orders, State Bar and Supreme Court Rules (Licensure)	Through Dec. 2021	Dec. 31, 2021

Areas Requiring Additional Support

Public Education

Suspension Rate



Mental Health Support



Student to Counselor



Licensure Language

Profession

No MS rule

Law



Support of Military Families - 2021

Keesler Air Force Base, Mississippi

Education and Licensure Assessment Narrative

Public Education:

(This assessment is a comparative analysis using colors to graphically display results for all criteria and categories. The colors are assigned using percentiles, divided into thirds, to provide information about a location's relative position compared to all other Department of the Air Force installations assessed)

- Keesler Air Force Base, Mississippi received an overall yellow rating for public education as it fell within the middle 33 percent of all Air Force installations assessed

- The areas with the lowest relative ranking which require additional state/community support include Suspension Rate, Student to Mental Health Professional Ratio, and Student to Counselor Ratio

- Change from 2019: Keesler Air Force Base, Mississippi's overall education rating changed from red to yellow from 2019.

Licensure Portability:

- The State of Mississippi received an overall yellow rating for licensure portability indicating the State statutes (primarily Senate Bill 2117) contain barriers to licensure and certification portability for military spouses. This assessment was awarded due to Mississippi's participation in interstate compacts for Nursing and Physical Therapy occupations and providing current certification as a National Registry EMT for the EMS profession

- Barriers remain for Accounting, Cosmetology, Engineering, Psychology and Teaching due to "substantial equivalency" or "similar scope of practice" requirement that allows acceptance of another state's license if the requirements for obtaining the license are sufficiently similar to their own State's requirements and precludes acceptance if the requirements are not similar. Plus, current statute does not exclude any other occupations from licensure portability burdens. Additionally, barriers remain for Law as there are currently no rules established to accommodate licensing for military spouses in the legal profession

- If you have additional information or recently made changes to your State's licensure statutes, you can send the updated information to SAF.MRR.Workflow@us.af.mil for consideration and potential changes to the assessment.

- Change from 2019: Despite making progress by changing the requirement for the length of time an out-of-state license must be held for from two years to one year, the inclusion of a "similar scope of practice" language prevents any change from the previous assessment

Additional Notes:

- The education assessment cross references zip codes within the Military Housing Area (MHA) with zip codes of schools in the surrounding districts. Those school districts with zip codes that fall within the MHA of an installation are included in the analysis. In some locations, school district composition may have changed slightly due to the use of updated District IDs obtained from the Department of Education

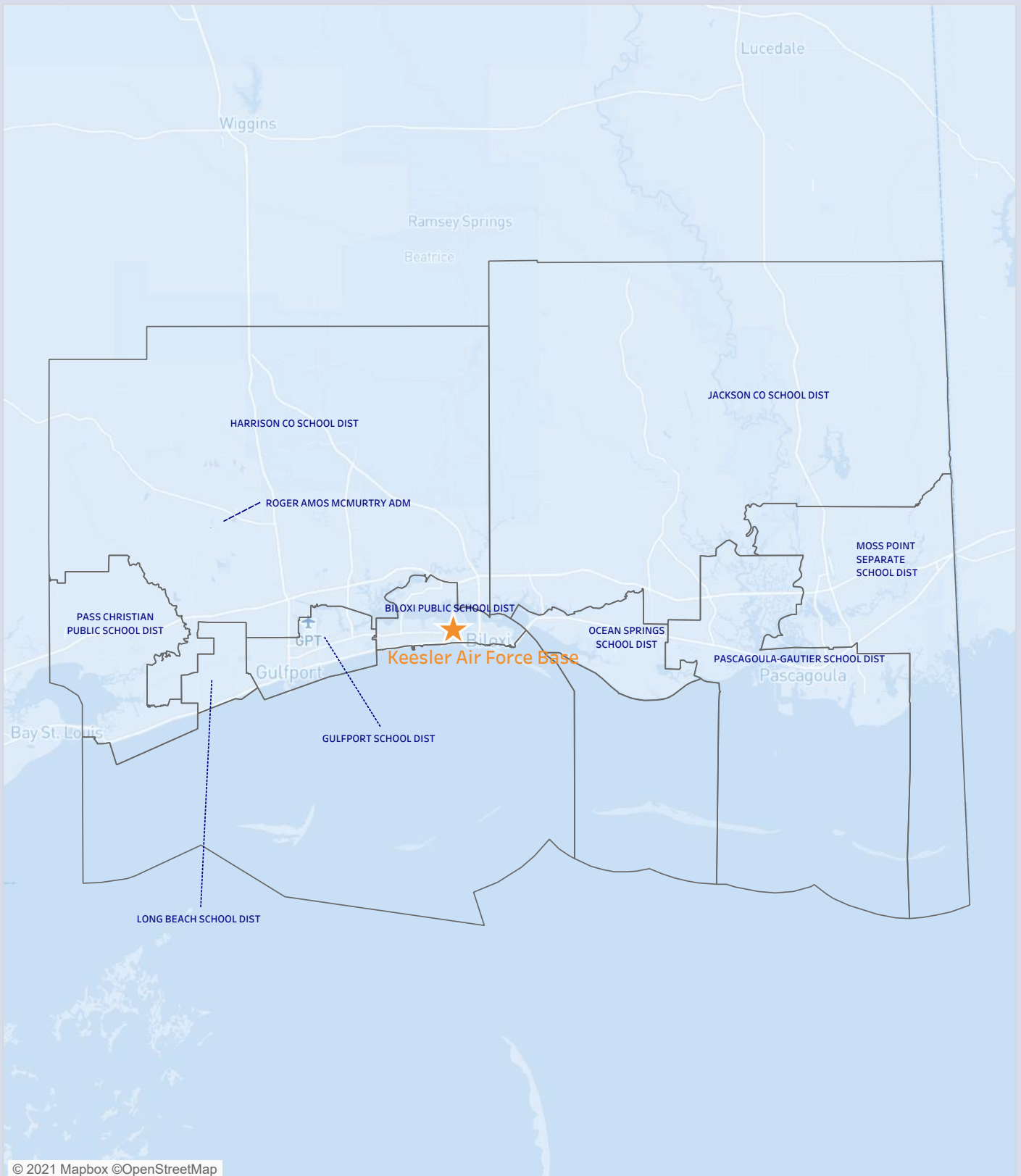
- Graduation rates reflect a 4-year graduation, which was determined to be the expectation of Airmen, Guardians, and their families due to frequency of relocation

- The licensure assessment uses a checklist of licensure rules that states should have, and that they should avoid. For example, having a compact or temporary licensing rule and NOT having supervisory requirements are checklist items that lead to green. The Department of the Air Force reviewed state policies and programs intended to eliminate barriers to license portability for military spouses that were in effect as of 31 Dec. 2021

For additional information on Education and Licensure assessment criteria, methodology and data sources, please see the Support of Military Families Background Information provided at www.af.mil under the Support to Families banner. All questions and feedback should be directed to SAF.MRR.Workflow@us.af.mil.

Keesler Air Force Base, Mississippi

School Districts Map



Support of Military Families - 2021

Key Field Air National Guard Base, Mississippi

Public Education*

2019 2021



KEY: ■ < 33.3% ■ < 66.6% ■ (Percentile):

Academic Performance Criteria

2019 2021



Graduation Rate



Student Learning Rate



School Climate Criteria



Chronic Absenteeism Rate



Suspension Rate



Service Offering Criteria



Pre-Kindergarten Availability



Student to Counselor Ratio



Student to Mental Health Support Ratio



Student to Nurse Ratio



Student to Teacher Ratio

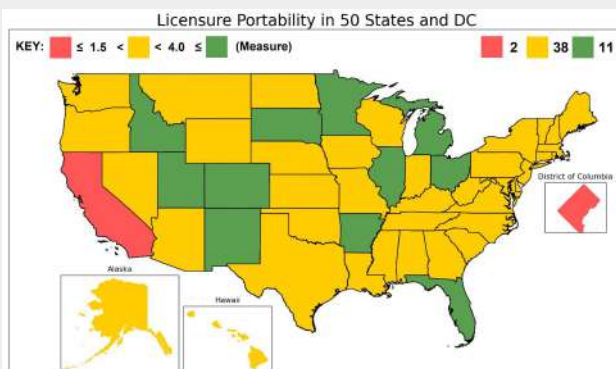


Data Source	Most Recent Survey Time Period Utilized	Date Last Updated
Department of Education - Civil Rights Data Collection District and School Data	SY 2017-2018	October 2020
Department of Education - EDFacts Graduation Rates (District and School Level)	SY 2018-2019	November 2020
Department of Education - National center for Education Statistics Common Core of Data Public Elementary/ Secondary School Universe Survey Data	SY 2019-2020	March 2021
Department of Education - National Center of Education Statistics Common Core of Data (School Search)	SY 2018-19 School Details and Enrollment Characteristics SY 2019-20 School Directory Information	April 2020 July 2020
Center for Education Policy Analysis: Stanford Education Data Archive (SEDA)	SY 2008-2009 through SY 2017-2018	February 2021

* Public Education is Compiled using 60% Academic Performance, 20% School Climate, and 20% Service Offering.

Licensure Portability

2019 2021



Accounting



Cosmetology



EMS



Engineering



Law



Nursing



Physical Therapy



Psychology



Teaching



Other Professions



Data Source	Most Recent Survey Time Period Utilized	Date Last Updated
State Laws, State Executive Orders, State Bar and Supreme Court Rules (Licensure)	Through Dec. 2021	Dec. 31, 2021

Areas Requiring Additional Support

Public Education

Suspension Rate



Graduation Rates



Mental Health Support



Licensure Language

Profession

No MS rule

Law



Support of Military Families - 2021

Key Field Air National Guard Base, Mississippi

Education and Licensure Assessment Narrative

Public Education:

(This assessment is a comparative analysis using colors to graphically display results for all criteria and categories. The colors are assigned using percentiles, divided into thirds, to provide information about a location's relative position compared to all other Department of the Air Force installations assessed)

- Key Field Air National Guard Base, Mississippi received an overall red rating for public education as it fell within the bottom 33 percent of all Air Force installations assessed
- The areas with the lowest relative ranking which require additional state/community support include Suspension Rate, Graduation Rates, and Student to Mental Health Professional Ratio
- Change from 2019: Key Field Air National Guard Base, Mississippi's overall education rating did not shift from 2019.

Licensure Portability:

- The State of Mississippi received an overall yellow rating for licensure portability indicating the State statutes (primarily Senate Bill 2117) contain barriers to licensure and certification portability for military spouses. This assessment was awarded due to Mississippi's participation in interstate compacts for Nursing and Physical Therapy occupations and providing current certification as a National Registry EMT for the EMS profession
- Barriers remain for Accounting, Cosmetology, Engineering, Psychology and Teaching due to "substantial equivalency" or "similar scope of practice" requirement that allows acceptance of another state's license if the requirements for obtaining the license are sufficiently similar to their own State's requirements and precludes acceptance if the requirements are not similar. Plus, current statute does not exclude any other occupations from licensure portability burdens. Additionally, barriers remain for Law as there are currently no rules established to accommodate licensing for military spouses in the legal profession
- If you have additional information or recently made changes to your State's licensure statutes, you can send the updated information to SAF.MRR.Workflow@us.af.mil for consideration and potential changes to the assessment.
- Change from 2019: Despite making progress by changing the requirement for the length of time an out-of-state license must be held for from two years to one year, the inclusion of a "similar scope of practice" language prevents any change from the previous assessment

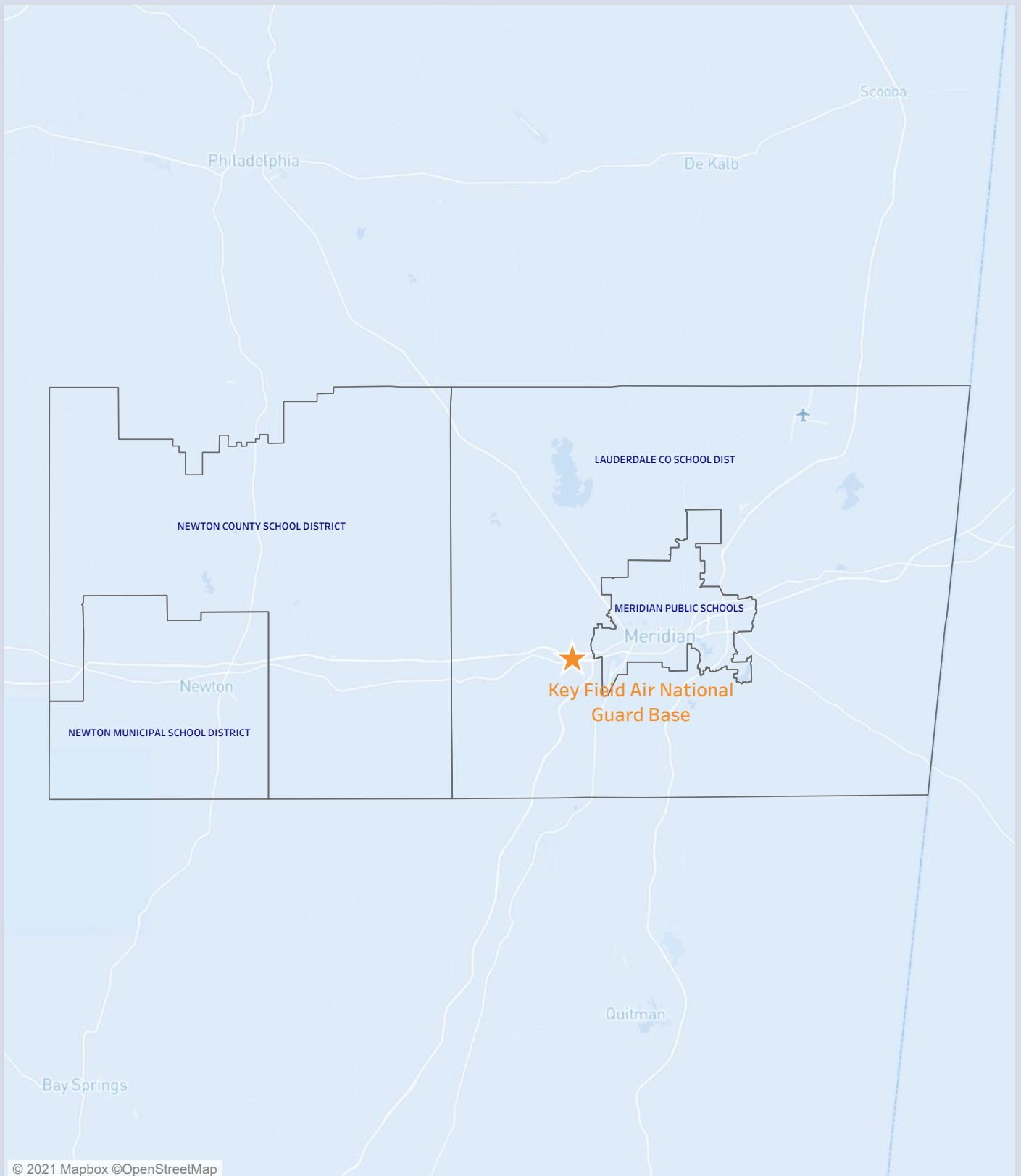
Additional Notes:

- The education assessment cross references zip codes within the Military Housing Area (MHA) with zip codes of schools in the surrounding districts. Those school districts with zip codes that fall within the MHA of an installation are included in the analysis. In some locations, school district composition may have changed slightly due to the use of updated District IDs obtained from the Department of Education
- Graduation rates reflect a 4-year graduation, which was determined to be the expectation of Airmen, Guardians, and their families due to frequency of relocation
- The licensure assessment uses a checklist of licensure rules that states should have, and that they should avoid. For example, having a compact or temporary licensing rule and NOT having supervisory requirements are checklist items that lead to green. The Department of the Air Force reviewed state policies and programs intended to eliminate barriers to license portability for military spouses that were in effect as of 31 Dec. 2021

For additional information on Education and Licensure assessment criteria, methodology and data sources, please see the Support of Military Families Background Information provided at www.af.mil under the Support to Families banner. All questions and feedback should be directed to SAF.MRR.Workflow@us.af.mil.

Key Field Air National Guard Base, Mississippi

School Districts Map



Support of Military Families - 2021

Jefferson Barracks Air National Guard Station, Missouri

Public Education*

2019 2021



KEY: ■ < 33.3% ■ < 66.6% ■ (Percentile):

Academic Performance Criteria

2019 2021



Graduation Rate



Student Learning Rate



School Climate Criteria

2019 2021



Chronic Absenteeism Rate



Suspension Rate



Service Offering Criteria

2019 2021



Pre-Kindergarten Availability



Student to Counselor Ratio



Student to Mental Health Support Ratio



Student to Nurse Ratio



Student to Teacher Ratio

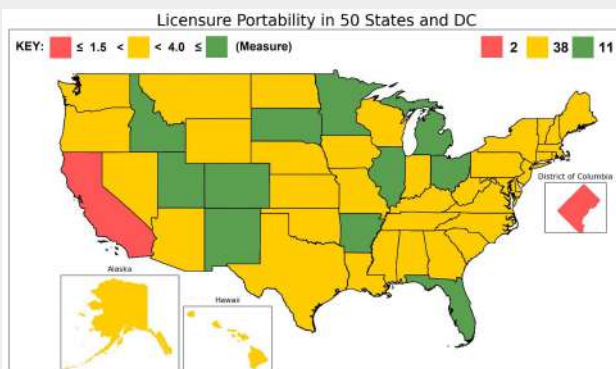


Data Source	Most Recent Survey Time Period Utilized	Date Last Updated
Department of Education - Civil Rights Data Collection District and School Data	SY 2017-2018	October 2020
Department of Education - EDFacts Graduation Rates (District and School Level)	SY 2018-2019	November 2020
Department of Education - National center for Education Statistics Common Core of Data Public Elementary/ Secondary School Universe Survey Data	SY 2019-2020	March 2021
Department of Education - National Center of Education Statistics Common Core of Data (School Search)	SY 2018-19 School Details and Enrollment Characteristics SY 2019-20 School Directory Information	April 2020 July 2020
Center for Education Policy Analysis: Stanford Education Data Archive (SEDA)	SY 2008-2009 through SY 2017-2018	February 2021

* Public Education is Compiled using 60% Academic Performance, 20% School Climate, and 20% Service Offering.

Licensure Portability

2019 2021



Accounting



Cosmetology



EMS



Engineering



Law



Nursing



Physical Therapy



Psychology



Teaching



Other Professions



Data Source	Most Recent Survey Time Period Utilized	Date Last Updated
State Laws, State Executive Orders, State Bar and Supreme Court Rules (Licensure)	Through Dec. 2021	Dec. 31, 2021

Areas Requiring Additional Support

Public Education

Suspension Rate



Growth Measure



PreK



Licensure Language

Substantial equivalency
Temporary license May
have addtl reqs

Profession

Cosmetology,
Engineering,
Teaching



Support of Military Families - 2021

Jefferson Barracks Air National Guard Station, Missouri

Education and Licensure Assessment Narrative

Public Education:

(This assessment is a comparative analysis using colors to graphically display results for all criteria and categories. The colors are assigned using percentiles, divided into thirds, to provide information about a location's relative position compared to all other Department of the Air Force installations assessed)

- Jefferson Barracks Air National Guard Station, Missouri received an overall green rating for public education as it fell within the top 33 percent of all Air Force installations assessed
- The areas with the lowest relative ranking which require additional state/community support include Suspension Rate, Growth Measure, and Pre-school Availability
- Change from 2019: Jefferson Barracks Air National Guard Station, Missouri's overall education rating changed from yellow to green from 2019.

Licensure Portability:

- The State of Missouri received an overall yellow assessment for licensure portability indicating the State statutes (primarily V.A.M.S. 324.009) contain barriers to licensure and certification portability for military spouses. This assessment is driven by Missouri's requirement that an applicant be licensed or certified by another state for at least one year
- No barriers remain for Law, EMS, Nursing and Physical Therapy due to their favorable military spouse legislation for lawyers (temporary license available for military spouses and no supervisory requirements) and their inclusion in the National Registry of Emergency Medical Technicians, the Nurse Licensure Compact and the Physical Therapy Compact
- If you have additional information or recently made changes to your State's licensure statutes, you can send the updated information to SAF.MRR.Workflow@us.af.mil for consideration and potential changes to the assessment.
- Change from 2019: Despite making progress by removing the substantial equivalence requirements, the need to hold a license in good standing for at least one year prevents any change from the previous assessment

Additional Notes:

- The education assessment cross references zip codes within the Military Housing Area (MHA) with zip codes of schools in the surrounding districts. Those school districts with zip codes that fall within the MHA of an installation are included in the analysis. In some locations, school district composition may have changed slightly due to the use of updated District IDs obtained from the Department of Education
- Graduation rates reflect a 4-year graduation, which was determined to be the expectation of Airmen, Guardians, and their families due to frequency of relocation
- The licensure assessment uses a checklist of licensure rules that states should have, and that they should avoid. For example, having a compact or temporary licensing rule and NOT having supervisory requirements are checklist items that lead to green. The Department of the Air Force reviewed state policies and programs intended to eliminate barriers to license portability for military spouses that were in effect as of 31 Dec. 2021

For additional information on Education and Licensure assessment criteria, methodology and data sources, please see the Support of Military Families Background Information provided at www.af.mil under the Support to Families banner. All questions and feedback should be directed to SAF.MRR.Workflow@us.af.mil.

Jefferson Barracks Air National Guard Station, Missouri

School Districts Map



Support of Military Families - 2021

Rosecrans Air National Guard Base, Missouri

Public Education*

2019 2021



KEY: ■ < 33.3% ■ < 66.6% ■ (Percentile):

Academic Performance Criteria

2019 2021



Graduation Rate



Student Learning Rate



School Climate Criteria



Chronic Absenteeism Rate



Suspension Rate



Service Offering Criteria



Pre-Kindergarten Availability



Student to Counselor Ratio



Student to Mental Health Support Ratio



Student to Nurse Ratio



Student to Teacher Ratio

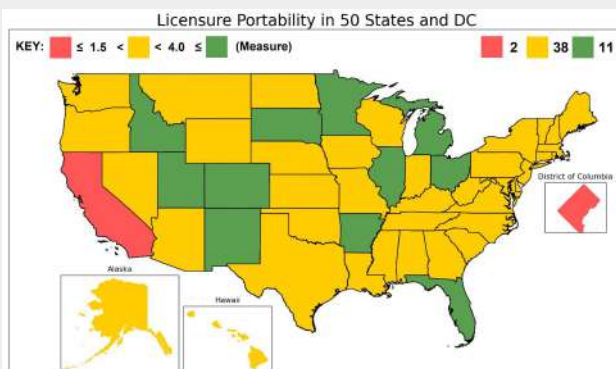


Data Source	Most Recent Survey Time Period Utilized	Date Last Updated
Department of Education - Civil Rights Data Collection District and School Data	SY 2017-2018	October 2020
Department of Education - EDFacts Graduation Rates (District and School Level)	SY 2018-2019	November 2020
Department of Education - National center for Education Statistics Common Core of Data Public Elementary/ Secondary School Universe Survey Data	SY 2019-2020	March 2021
Department of Education - National Center of Education Statistics Common Core of Data (School Search)	SY 2018-19 School Details and Enrollment Characteristics SY 2019-20 School Directory Information	April 2020 July 2020
Center for Education Policy Analysis: Stanford Education Data Archive (SEDA)	SY 2008-2009 through SY 2017-2018	February 2021

* Public Education is Compiled using 60% Academic Performance, 20% School Climate, and 20% Service Offering.

Licensure Portability

2019 2021



Accounting



Cosmetology



EMS



Engineering



Law



Nursing



Physical Therapy



Psychology



Teaching



Other Professions



Data Source	Most Recent Survey Time Period Utilized	Date Last Updated
State Laws, State Executive Orders, State Bar and Supreme Court Rules (Licensure)	Through Dec. 2021	Dec. 31, 2021

Areas Requiring Additional Support

Public Education

Suspension Rate



Growth Measure



Graduation Rates



Licensure Language

Substantial equivalency
Temporary license May
have addtl reqs

Profession

Cosmetology,
Engineering,
Teaching



Support of Military Families - 2021

Rosecrans Air National Guard Base, Missouri

Education and Licensure Assessment Narrative

Public Education:

(This assessment is a comparative analysis using colors to graphically display results for all criteria and categories. The colors are assigned using percentiles, divided into thirds, to provide information about a location's relative position compared to all other Department of the Air Force installations assessed)

- Rosecrans Air National Guard Base, Missouri received an overall yellow rating for public education as it fell within the middle 33 percent of all Air Force installations assessed

- The areas with the lowest relative ranking which require additional state/community support include Suspension Rate, Growth Measure, and Graduation Rates

- Change from 2019: Rosecrans Air National Guard Base, Missouri's overall education rating did not shift from 2019.

Licensure Portability:

- The State of Missouri received an overall yellow assessment for licensure portability indicating the State statutes (primarily V.A.M.S. 324.009) contain barriers to licensure and certification portability for military spouses. This assessment is driven by Missouri's requirement that an applicant be licensed or certified by another state for at least one year

- No barriers remain for Law, EMS, Nursing and Physical Therapy due to their favorable military spouse legislation for lawyers (temporary license available for military spouses and no supervisory requirements) and their inclusion in the National Registry of Emergency Medical Technicians, the Nurse Licensure Compact and the Physical Therapy Compact

- If you have additional information or recently made changes to your State's licensure statutes, you can send the updated information to SAF.MRR.Workflow@us.af.mil for consideration and potential changes to the assessment.

- Change from 2019: Despite making progress by removing the substantial equivalence requirements, the need to hold a license in good standing for at least one year prevents any change from the previous assessment

Additional Notes:

- The education assessment cross references zip codes within the Military Housing Area (MHA) with zip codes of schools in the surrounding districts. Those school districts with zip codes that fall within the MHA of an installation are included in the analysis. In some locations, school district composition may have changed slightly due to the use of updated District IDs obtained from the Department of Education

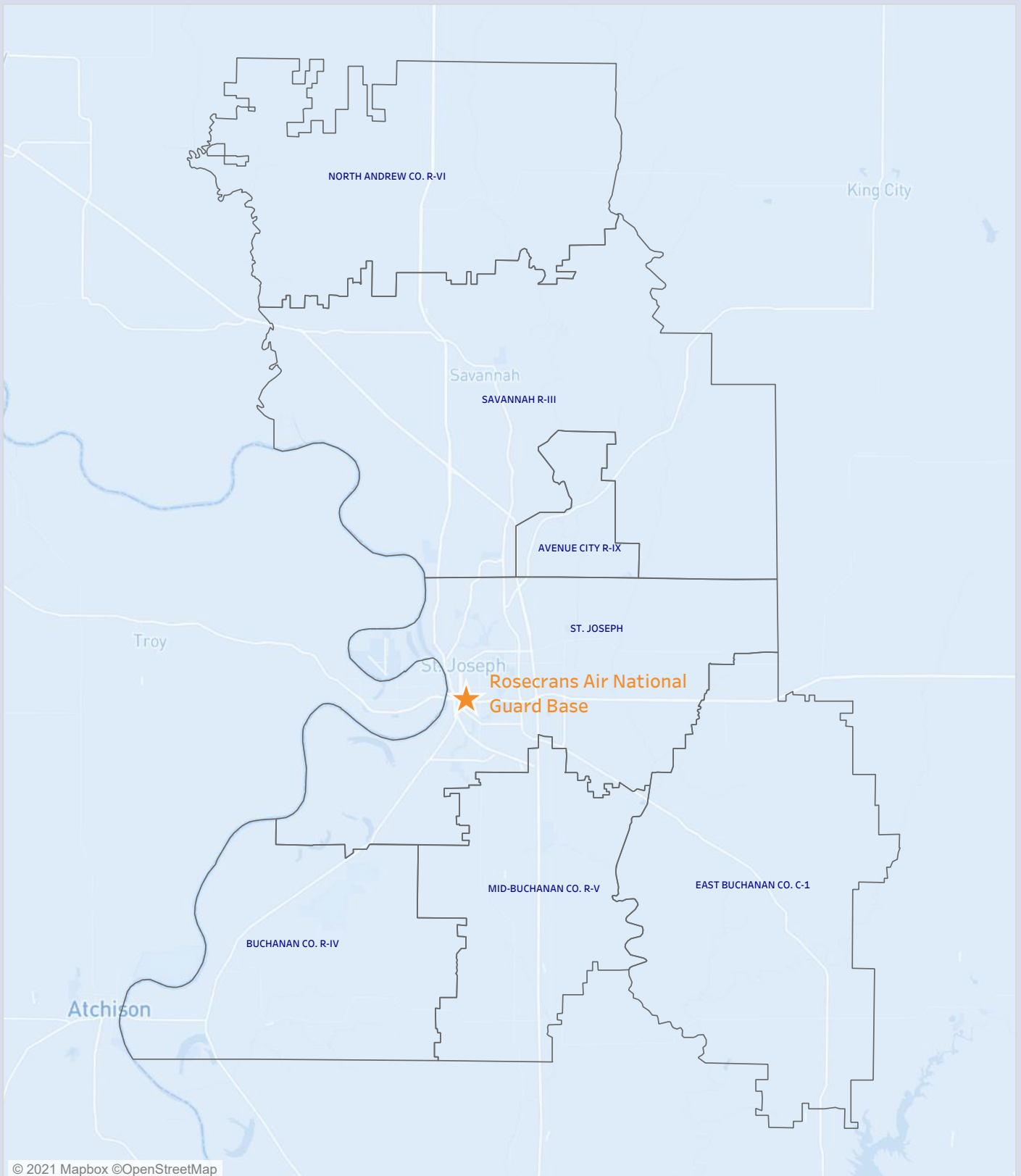
- Graduation rates reflect a 4-year graduation, which was determined to be the expectation of Airmen, Guardians, and their families due to frequency of relocation

- The licensure assessment uses a checklist of licensure rules that states should have, and that they should avoid. For example, having a compact or temporary licensing rule and NOT having supervisory requirements are checklist items that lead to green. The Department of the Air Force reviewed state policies and programs intended to eliminate barriers to license portability for military spouses that were in effect as of 31 Dec. 2021

For additional information on Education and Licensure assessment criteria, methodology and data sources, please see the Support of Military Families Background Information provided at www.af.mil under the Support to Families banner. All questions and feedback should be directed to SAF.MRR.Workflow@us.af.mil.

Rosecrans Air National Guard Base, Missouri

School Districts Map

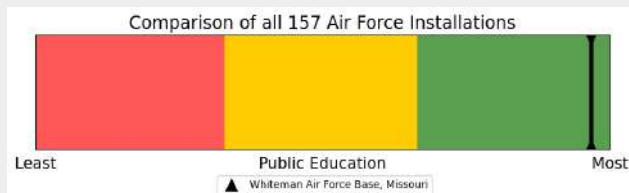


Support of Military Families - 2021

Whiteman Air Force Base, Missouri

Public Education*

2019 2021



KEY: ■ < 33.3% ■ < 66.6% ■ (Percentile):

Academic Performance Criteria

2019 2021



Graduation Rate



Student Learning Rate



School Climate Criteria



Chronic Absenteeism Rate



Suspension Rate



Service Offering Criteria



Pre-Kindergarten Availability



Student to Counselor Ratio



Student to Mental Health Support Ratio



Student to Nurse Ratio



Student to Teacher Ratio

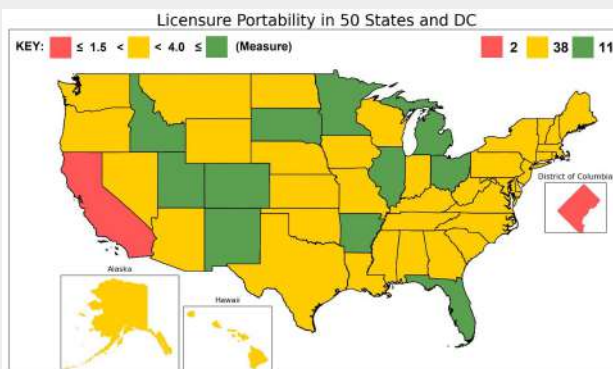


Data Source	Most Recent Survey Time Period Utilized	Date Last Updated
Department of Education - Civil Rights Data Collection District and School Data	SY 2017-2018	October 2020
Department of Education - EDFacts Graduation Rates (District and School Level)	SY 2018-2019	November 2020
Department of Education - National center for Education Statistics Common Core of Data Public Elementary/ Secondary School Universe Survey Data	SY 2019-2020	March 2021
Department of Education - National Center of Education Statistics Common Core of Data (School Search)	SY 2018-19 School Details and Enrollment Characteristics SY 2019-20 School Directory Information	April 2020 July 2020
Center for Education Policy Analysis: Stanford Education Data Archive (SEDA)	SY 2008-2009 through SY 2017-2018	February 2021

* Public Education is Compiled using 60% Academic Performance, 20% School Climate, and 20% Service Offering.

Licensure Portability

2019 2021



Accounting



Cosmetology



EMS



Engineering



Law



Nursing



Physical Therapy



Psychology



Teaching



Other Professions



Data Source	Most Recent Survey Time Period Utilized	Date Last Updated
State Laws, State Executive Orders, State Bar and Supreme Court Rules (Licensure)	Through Dec. 2021	Dec. 31, 2021

Areas Requiring Additional Support

Public Education

Suspension Rate



PreK



Mental Health Support



Licensure Language

Substantial equivalency
Temporary license May
have addtl reqs

Profession

Cosmetology,
Engineering,
Teaching



Support of Military Families - 2021

Whiteman Air Force Base, Missouri

Education and Licensure Assessment Narrative

Public Education:

(This assessment is a comparative analysis using colors to graphically display results for all criteria and categories. The colors are assigned using percentiles, divided into thirds, to provide information about a location's relative position compared to all other Department of the Air Force installations assessed)

- Whiteman Air Force Base, Missouri received an overall green rating for public education as it fell within the top 33 percent of all Air Force installations assessed

- The areas with the lowest relative ranking which require additional state/community support include Suspension Rate, Pre-school Availability, and Student to Mental Health Professional Ratio

- Change from 2019: Whiteman Air Force Base, Missouri's overall education rating did not shift from 2019.

Licensure Portability:

- The State of Missouri received an overall yellow assessment for licensure portability indicating the State statutes (primarily V.A.M.S. 324.009) contain barriers to licensure and certification portability for military spouses. This assessment is driven by Missouri's requirement that an applicant be licensed or certified by another state for at least one year

- No barriers remain for Law, EMS, Nursing and Physical Therapy due to their favorable military spouse legislation for lawyers (temporary license available for military spouses and no supervisory requirements) and their inclusion in the National Registry of Emergency Medical Technicians, the Nurse Licensure Compact and the Physical Therapy Compact

- If you have additional information or recently made changes to your State's licensure statutes, you can send the updated information to SAF.MRR.Workflow@us.af.mil for consideration and potential changes to the assessment.

- Change from 2019: Despite making progress by removing the substantial equivalence requirements, the need to hold a license in good standing for at least one year prevents any change from the previous assessment

Additional Notes:

- The education assessment cross references zip codes within the Military Housing Area (MHA) with zip codes of schools in the surrounding districts. Those school districts with zip codes that fall within the MHA of an installation are included in the analysis. In some locations, school district composition may have changed slightly due to the use of updated District IDs obtained from the Department of Education

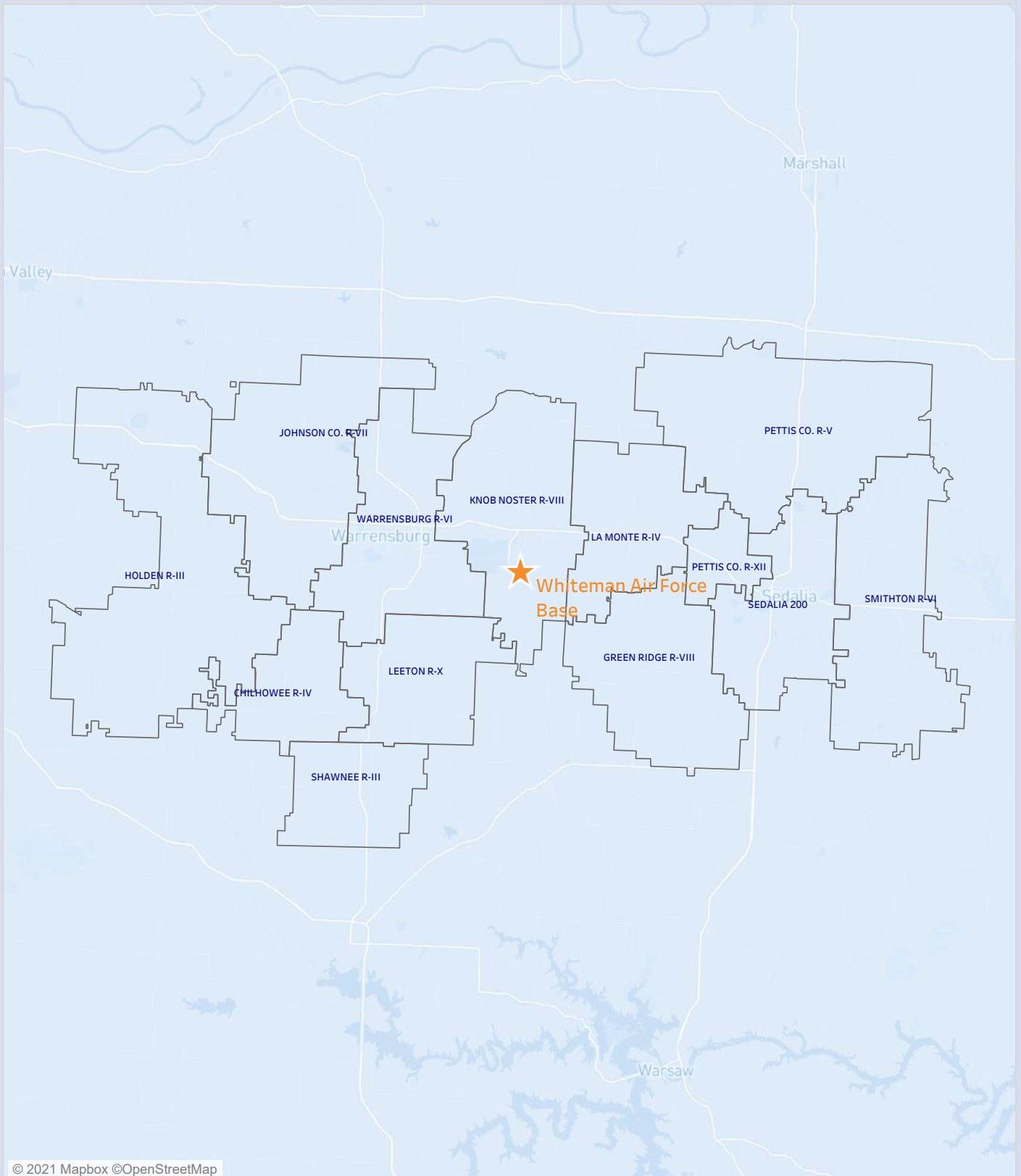
- Graduation rates reflect a 4-year graduation, which was determined to be the expectation of Airmen, Guardians, and their families due to frequency of relocation

- The licensure assessment uses a checklist of licensure rules that states should have, and that they should avoid. For example, having a compact or temporary licensing rule and NOT having supervisory requirements are checklist items that lead to green. The Department of the Air Force reviewed state policies and programs intended to eliminate barriers to license portability for military spouses that were in effect as of 31 Dec. 2021

For additional information on Education and Licensure assessment criteria, methodology and data sources, please see the Support of Military Families Background Information provided at www.af.mil under the Support to Families banner. All questions and feedback should be directed to SAF.MRR.Workflow@us.af.mil.

Whiteman Air Force Base, Missouri

School Districts Map

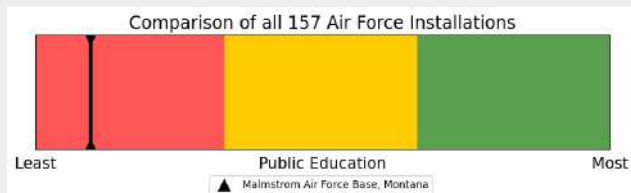


Support of Military Families - 2021

Malmstrom Air Force Base, Montana

Public Education*

2019 2021



KEY: ■ < 33.3% ■ < 66.6% ■ (Percentile):

Academic Performance Criteria

2019 2021



Graduation Rate



Student Learning Rate



School Climate Criteria

2019 2021



Chronic Absenteeism Rate



Suspension Rate



Service Offering Criteria

2019 2021



Pre-Kindergarten Availability



Student to Counselor Ratio



Student to Mental Health Support Ratio



Student to Nurse Ratio



Student to Teacher Ratio

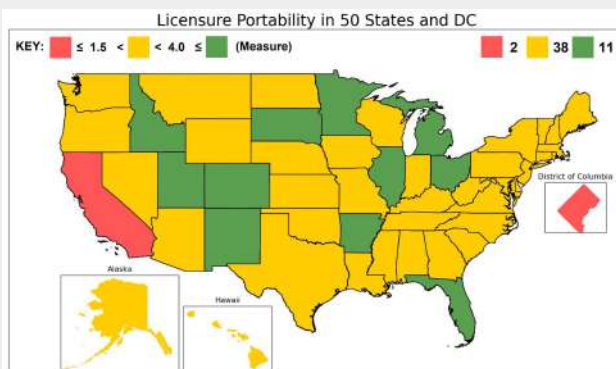


Data Source	Most Recent Survey Time Period Utilized	Date Last Updated
Department of Education - Civil Rights Data Collection District and School Data	SY 2017-2018	October 2020
Department of Education - EDFacts Graduation Rates (District and School Level)	SY 2018-2019	November 2020
Department of Education - National center for Education Statistics Common Core of Data Public Elementary/ Secondary School Universe Survey Data	SY 2019-2020	March 2021
Department of Education - National Center of Education Statistics Common Core of Data (School Search)	SY 2018-19 School Details and Enrollment Characteristics SY 2019-20 School Directory Information	April 2020 July 2020
Center for Education Policy Analysis: Stanford Education Data Archive (SEDA)	SY 2008-2009 through SY 2017-2018	February 2021

* Public Education is Compiled using 60% Academic Performance, 20% School Climate, and 20% Service Offering.

Licensure Portability

2019 2021



Accounting



Cosmetology



EMS



Engineering



Law



Nursing



Physical Therapy



Psychology



Teaching



Other Professions



Data Source	Most Recent Survey Time Period Utilized	Date Last Updated
State Laws, State Executive Orders, State Bar and Supreme Court Rules (Licensure)	Through Dec. 2021	Dec. 31, 2021

Areas Requiring Additional Support

Public Education

Student to Nurse



Chronic Absenteeism



PreK



Licensure Language

Profession

No MS rule

Law



Support of Military Families - 2021

Malmstrom Air Force Base, Montana

Education and Licensure Assessment Narrative

Public Education:

(This assessment is a comparative analysis using colors to graphically display results for all criteria and categories. The colors are assigned using percentiles, divided into thirds, to provide information about a location's relative position compared to all other Department of the Air Force installations assessed)

- Malmstrom Air Force Base, Montana received an overall red rating for public education as it fell within the bottom 33 percent of all Air Force installations assessed

- The areas with the lowest relative ranking which require additional state/community support include Student to Nurse Ratio, Chronic Absenteeism Rate, and Pre-school Availability

- Change from 2019: Malmstrom Air Force Base, Montana's overall education rating did not shift from 2019.

Licensure Portability:

- The State of Montana received an overall yellow rating for licensure portability indicating the State statutes (primarily MCA 37-1-304) contain barriers to licensure and certification portability for military spouses. This assessment was awarded for Montana's participation in interstate compacts for nursing and providing current certification as a National Registry EMT for the EMS profession

- Barriers remain for Accounting, Cosmetology, Engineering, Psychology and Teaching which all include "substantial equivalency" requirements. This assessment is driven by substantial equivalence requirements that allows acceptance of another state's license if the requirements for obtaining the license are sufficiently similar to their own State's requirements and precludes acceptance if the requirements are not similar. Plus, current statute does not exclude any other occupations from licensure portability burdens. Additionally, barriers remain for Law as there are currently no rules established to accommodate licensing for military spouses in the legal profession

- Although Montana has enacted legislation to join the Physical Therapy Compact, as of the time of this assessment, the compact benefits are not yet provided to military spouses as additional requirements need to be met in order for Montana to fully receive all of the compact privileges

- If you have additional information or recently made changes to your State's licensure statutes, you can send the updated information to SAF.MRR.Workflow@us.af.mil for consideration and potential changes to the assessment

- Change from 2019: Despite making progress by replacing "May" language with "Shall" language regarding State boards issuing licenses, Montana's rating did not change from the 2019 assessment

Additional Notes:

- The education assessment cross references zip codes within the Military Housing Area (MHA) with zip codes of schools in the surrounding districts. Those school districts with zip codes that fall within the MHA of an installation are included in the analysis. In some locations, school district composition may have changed slightly due to the use of updated District IDs obtained from the Department of Education

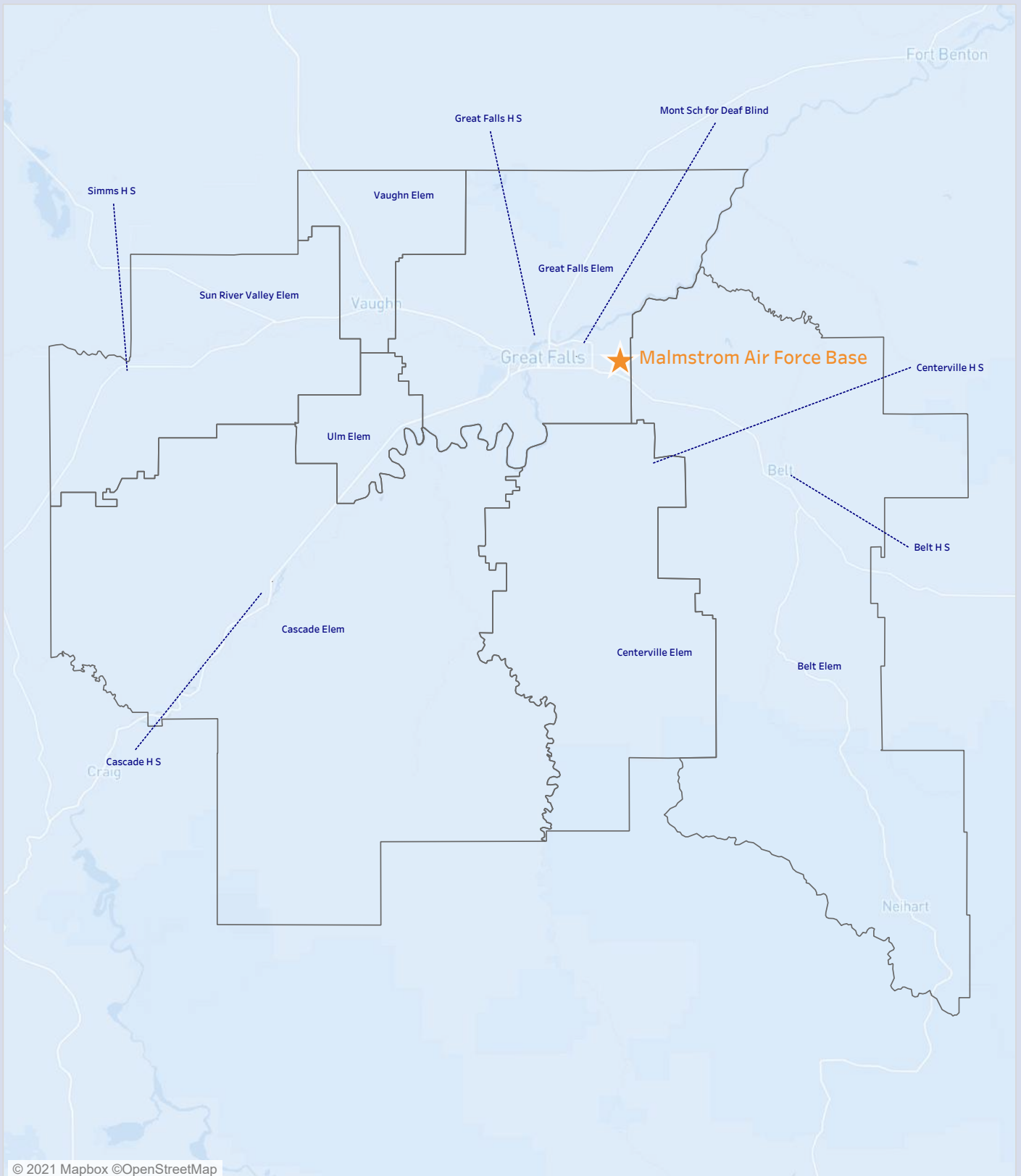
- Graduation rates reflect a 4-year graduation, which was determined to be the expectation of Airmen, Guardians, and their families due to frequency of relocation

- The licensure assessment uses a checklist of licensure rules that states should have, and that they should avoid. For example, having a compact or temporary licensing rule and NOT having supervisory requirements are checklist items that lead to green. The Department of the Air Force reviewed state policies and programs intended to eliminate barriers to license portability for military spouses that were in effect as of 31 Dec. 2021

For additional information on Education and Licensure assessment criteria, methodology and data sources, please see the Support of Military Families Background Information provided at www.af.mil under the Support to Families banner. All questions and feedback should be directed to SAF.MRR.Workflow@us.af.mil.

Malmstrom Air Force Base, Montana

School Districts Map



Support of Military Families - 2021

Montana Air National Guard Base, Montana

Public Education*

2019 2021



KEY: ■ < 33.3% ■ < 66.6% ■ (Percentile):

Academic Performance Criteria

2019 2021



Graduation Rate



Student Learning Rate



School Climate Criteria

2019 2021



Chronic Absenteeism Rate



Suspension Rate



Service Offering Criteria

2019 2021



Pre-Kindergarten Availability



Student to Counselor Ratio



Student to Mental Health Support Ratio



Student to Nurse Ratio



Student to Teacher Ratio

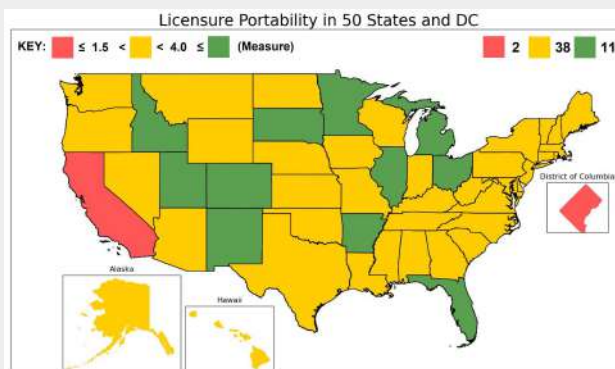


Data Source	Most Recent Survey Time Period Utilized	Date Last Updated
Department of Education - Civil Rights Data Collection District and School Data	SY 2017-2018	October 2020
Department of Education - EDFacts Graduation Rates (District and School Level)	SY 2018-2019	November 2020
Department of Education - National center for Education Statistics Common Core of Data Public Elementary/ Secondary School Universe Survey Data	SY 2019-2020	March 2021
Department of Education - National Center of Education Statistics Common Core of Data (School Search)	SY 2018-19 School Details and Enrollment Characteristics SY 2019-20 School Directory Information	April 2020 July 2020
Center for Education Policy Analysis: Stanford Education Data Archive (SEDA)	SY 2008-2009 through SY 2017-2018	February 2021

* Public Education is Compiled using 60% Academic Performance, 20% School Climate, and 20% Service Offering.

Licensure Portability

2019 2021



Accounting



Cosmetology



EMS



Engineering



Law



Nursing



Physical Therapy



Psychology



Teaching



Other Professions



Data Source	Most Recent Survey Time Period Utilized	Date Last Updated
State Laws, State Executive Orders, State Bar and Supreme Court Rules (Licensure)	Through Dec. 2021	Dec. 31, 2021

Areas Requiring Additional Support

Public Education

Student to Nurse



Chronic Absenteeism



PreK



Licensure Language

Profession

No MS rule

Law



Support of Military Families - 2021

Montana Air National Guard Base, Montana

Education and Licensure Assessment Narrative

Public Education:

(This assessment is a comparative analysis using colors to graphically display results for all criteria and categories. The colors are assigned using percentiles, divided into thirds, to provide information about a location's relative position compared to all other Department of the Air Force installations assessed)

- Montana Air National Guard Base, Montana received an overall red rating for public education as it fell within the bottom 33 percent of all Air Force installations assessed

- The areas with the lowest relative ranking which require additional state/community support include Student to Nurse Ratio, Chronic Absenteeism Rate, and Pre-school Availability

- Change from 2019: Montana Air National Guard Base, Montana's overall education rating did not shift from 2019.

Licensure Portability:

- The State of Montana received an overall yellow rating for licensure portability indicating the State statutes (primarily MCA 37-1-304) contain barriers to licensure and certification portability for military spouses. This assessment was awarded for Montana's participation in interstate compacts for nursing and providing current certification as a National Registry EMT for the EMS profession

- Barriers remain for Accounting, Cosmetology, Engineering, Psychology and Teaching which all include "substantial equivalency" requirements. This assessment is driven by substantial equivalence requirements that allows acceptance of another state's license if the requirements for obtaining the license are sufficiently similar to their own State's requirements and precludes acceptance if the requirements are not similar. Plus, current statute does not exclude any other occupations from licensure portability burdens. Additionally, barriers remain for Law as there are currently no rules established to accommodate licensing for military spouses in the legal profession

- Although Montana has enacted legislation to join the Physical Therapy Compact, as of the time of this assessment, the compact benefits are not yet provided to military spouses as additional requirements need to be met in order for Montana to fully receive all of the compact privileges

- If you have additional information or recently made changes to your State's licensure statutes, you can send the updated information to SAF.MRR.Workflow@us.af.mil for consideration and potential changes to the assessment

- Change from 2019: Despite making progress by replacing "May" language with "Shall" language regarding State boards issuing licenses, Montana's rating did not change from the 2019 assessment

Additional Notes:

- The education assessment cross references zip codes within the Military Housing Area (MHA) with zip codes of schools in the surrounding districts. Those school districts with zip codes that fall within the MHA of an installation are included in the analysis. In some locations, school district composition may have changed slightly due to the use of updated District IDs obtained from the Department of Education

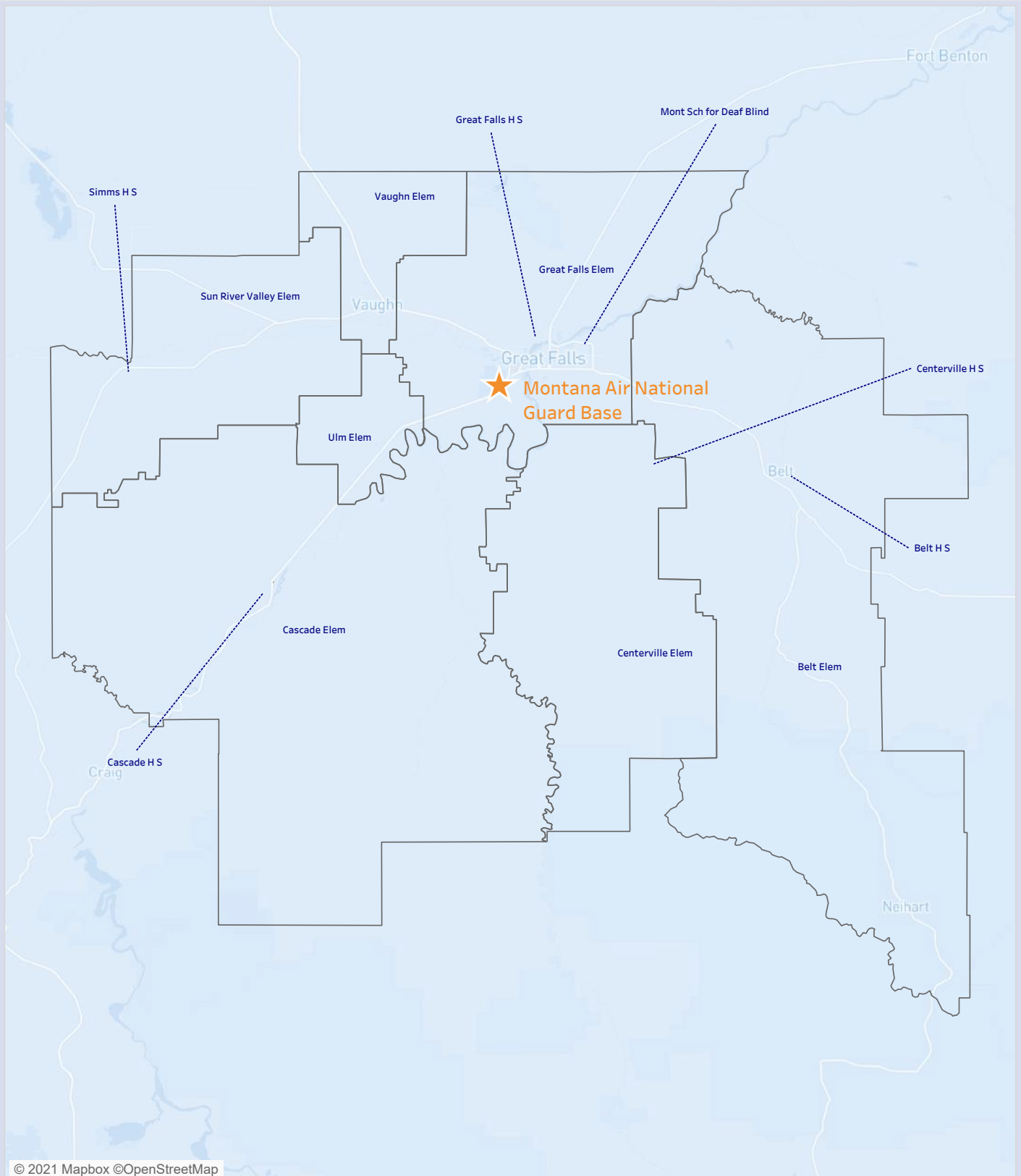
- Graduation rates reflect a 4-year graduation, which was determined to be the expectation of Airmen, Guardians, and their families due to frequency of relocation

- The licensure assessment uses a checklist of licensure rules that states should have, and that they should avoid. For example, having a compact or temporary licensing rule and NOT having supervisory requirements are checklist items that lead to green. The Department of the Air Force reviewed state policies and programs intended to eliminate barriers to license portability for military spouses that were in effect as of 31 Dec. 2021

For additional information on Education and Licensure assessment criteria, methodology and data sources, please see the Support of Military Families Background Information provided at www.af.mil under the Support to Families banner. All questions and feedback should be directed to SAF.MRR.Workflow@us.af.mil.

Montana Air National Guard Base, Montana

School Districts Map



Support of Military Families - 2021

Nebraska Air National Guard Base, Nebraska

Public Education*

2019 2021



KEY: ■ < 33.3% ≤ ■ < 66.6% ≤ ■ (Percentile):

Academic Performance Criteria

2019 2021



Graduation Rate



Student Learning Rate



School Climate Criteria



Chronic Absenteeism Rate



Suspension Rate



Service Offering Criteria



Pre-Kindergarten Availability



Student to Counselor Ratio



Student to Mental Health Support Ratio



Student to Nurse Ratio



Student to Teacher Ratio

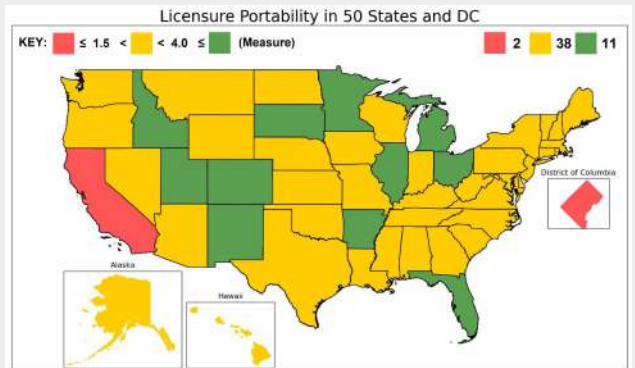


Data Source	Most Recent Survey Time Period Utilized	Date Last Updated
Department of Education - Civil Rights Data Collection District and School Data	SY 2017-2018	October 2020
Department of Education - EDFacts Graduation Rates (District and School Level)	SY 2018-2019	November 2020
Department of Education - National center for Education Statistics Common Core of Data Public Elementary/ Secondary School Universe Survey Data	SY 2019-2020	March 2021
Department of Education - National Center of Education Statistics Common Core of Data (School Search)	SY 2018-19 School Details and Enrollment Characteristics SY 2019-20 School Directory Information	April 2020 July 2020
Center for Education Policy Analysis: Stanford Education Data Archive (SEDA)	SY 2008-2009 through SY 2017-2018	February 2021

* Public Education is Compiled using 60% Academic Performance, 20% School Climate, and 20% Service Offering.

Licensure Portability

2019 2021



Accounting



Cosmetology



EMS



Engineering



Law



Nursing



Physical Therapy



Psychology



Teaching



Other Professions



Data Source	Most Recent Survey Time Period Utilized	Date Last Updated
State Laws, State Executive Orders, State Bar and Supreme Court Rules (Licensure)	Through Dec. 2021	Dec. 31, 2021

Areas Requiring Additional Support

Public Education

Graduation Rates



Growth Measure



Student to Counselor



Licensure Language

Substantial equivalency
Temporary license 1 year

Profession

Accounting,
Cosmetology,
Engineering



Support of Military Families - 2021

Nebraska Air National Guard Base, Nebraska

Education and Licensure Assessment Narrative

Public Education:

(This assessment is a comparative analysis using colors to graphically display results for all criteria and categories. The colors are assigned using percentiles, divided into thirds, to provide information about a location's relative position compared to all other Department of the Air Force installations assessed)

- Nebraska Air National Guard Base, Nebraska received an overall yellow rating for public education as it fell within the middle 33 percent of all Air Force installations assessed
- The areas with the lowest relative ranking which require additional state/community support include Graduation Rates, Growth Measure, and Student to Counselor Ratio
- Change from 2019: Nebraska Air National Guard Base, Nebraska's overall education rating changed from red to yellow from 2019.

Licensure Portability:

- The State of Nebraska received an overall yellow rating for licensure portability indicating the State statutes (Neb.Rev.St. § 38-129.01) contain barriers to licensure and certification portability for military spouses. This assessment was awarded for joining interstate compacts for Nursing, Physical Therapy, and Psychology occupations and providing current certification as a National Registry EMT for the EMS profession. Teachers can begin working immediately upon relocation to the State with a temporary license granted for transition to work. The State also provides permanent licensure with no supervisory requirements for the Law profession
- Barriers remain for Accounting, Cosmetology, and Engineering which include the requirement for applicants to have a valid and current license for at least one year. Additionally, there are barriers for Other Occupations as current statute excludes dentists, but there is a process open to all residents with substantially equivalent requirements
- If you have additional information or recently made changes to your State's licensure statutes, you can send the updated information to SAF.MRR.Workflow@us.af.mil for consideration and potential changes to the assessment
- Change from 2019: Despite LB 390 making progress by removing the substantial equivalence requirements, the need to hold a valid credential for at least one year prevents any change from the previous assessment

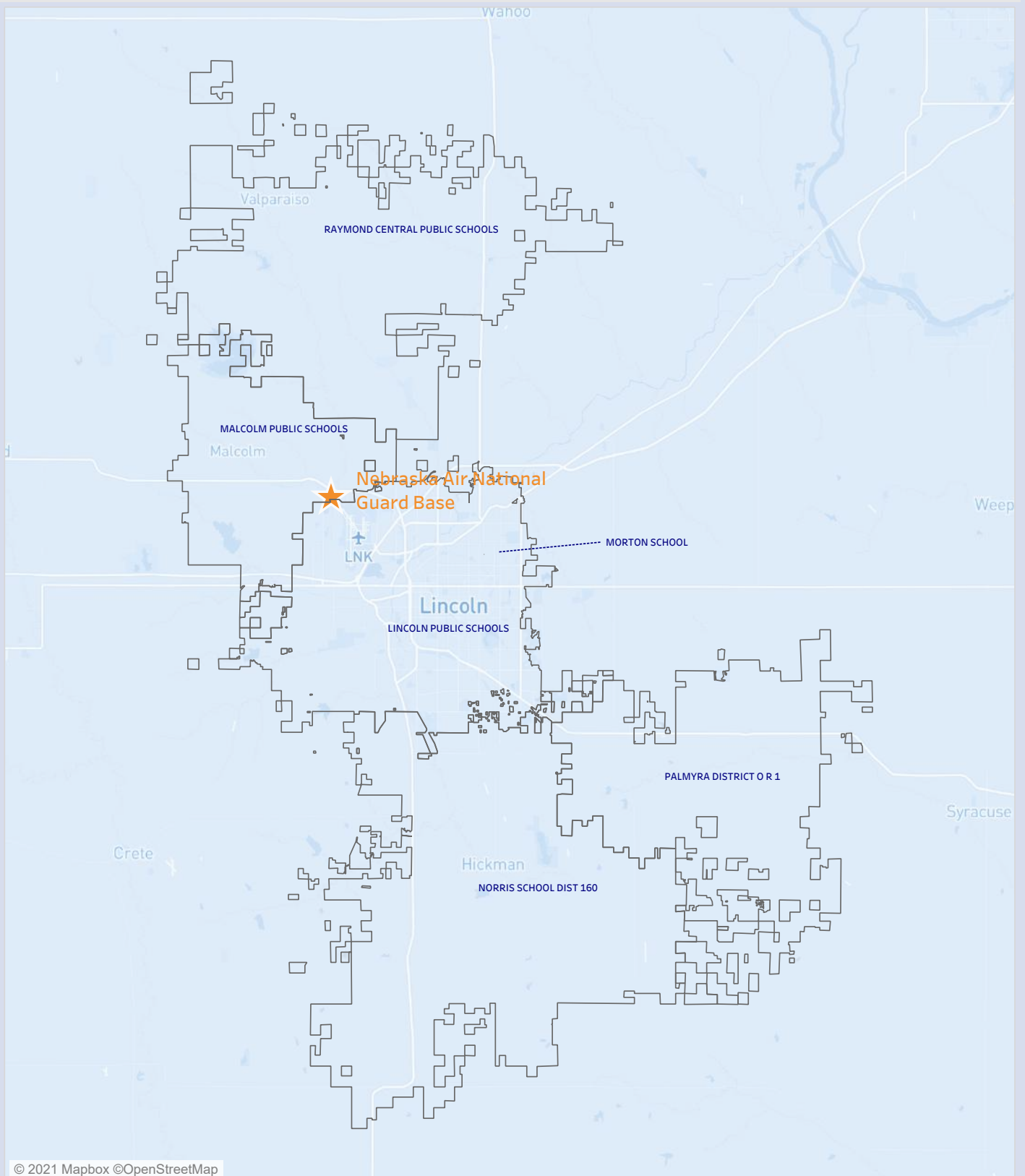
Additional Notes:

- The education assessment cross references zip codes within the Military Housing Area (MHA) with zip codes of schools in the surrounding districts. Those school districts with zip codes that fall within the MHA of an installation are included in the analysis. In some locations, school district composition may have changed slightly due to the use of updated District IDs obtained from the Department of Education
- Graduation rates reflect a 4-year graduation, which was determined to be the expectation of Airmen, Guardians, and their families due to frequency of relocation
- The licensure assessment uses a checklist of licensure rules that states should have, and that they should avoid. For example, having a compact or temporary licensing rule and NOT having supervisory requirements are checklist items that lead to green. The Department of the Air Force reviewed state policies and programs intended to eliminate barriers to license portability for military spouses that were in effect as of 31 Dec. 2021

For additional information on Education and Licensure assessment criteria, methodology and data sources, please see the Support of Military Families Background Information provided at www.af.mil under the Support to Families banner. All questions and feedback should be directed to SAF.MRR.Workflow@us.af.mil.

Nebraska Air National Guard Base, Nebraska

School Districts Map

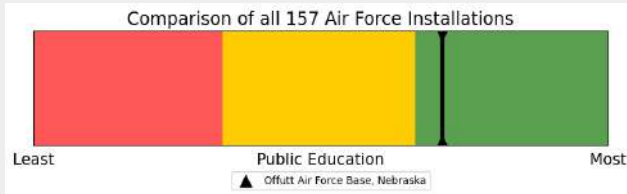


Support of Military Families - 2021

Offutt Air Force Base, Nebraska

Public Education*

2019 2021



KEY: ■ < 33.3% ■ < 66.6% ■ (Percentile):

Academic Performance Criteria

2019 2021



Graduation Rate



Student Learning Rate



School Climate Criteria



Chronic Absenteeism Rate



Suspension Rate



Service Offering Criteria



Pre-Kindergarten Availability



Student to Counselor Ratio



Student to Mental Health Support Ratio



Student to Nurse Ratio



Student to Teacher Ratio

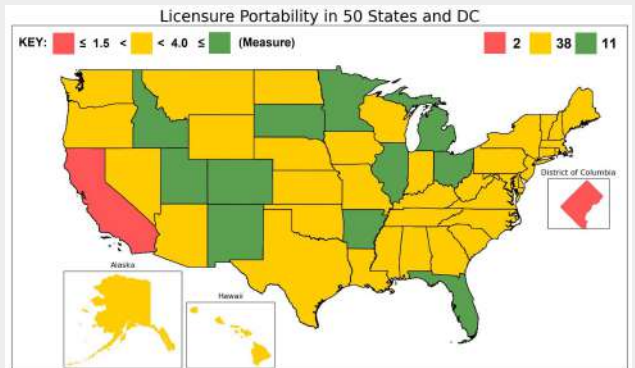


Data Source	Most Recent Survey Time Period Utilized	Date Last Updated
Department of Education - Civil Rights Data Collection District and School Data	SY 2017-2018	October 2020
Department of Education - EDFacts Graduation Rates (District and School Level)	SY 2018-2019	November 2020
Department of Education - National center for Education Statistics Common Core of Data Public Elementary/ Secondary School Universe Survey Data	SY 2019-2020	March 2021
Department of Education - National Center of Education Statistics Common Core of Data (School Search)	SY 2018-19 School Details and Enrollment Characteristics SY 2019-20 School Directory Information	April 2020 July 2020
Center for Education Policy Analysis: Stanford Education Data Archive (SEDA)	SY 2008-2009 through SY 2017-2018	February 2021

* Public Education is Compiled using 60% Academic Performance, 20% School Climate, and 20% Service Offering.

Licensure Portability

2019 2021



Accounting



Cosmetology



EMS



Engineering



Law



Nursing



Physical Therapy



Psychology



Teaching



Other Professions



Data Source	Most Recent Survey Time Period Utilized	Date Last Updated
State Laws, State Executive Orders, State Bar and Supreme Court Rules (Licensure)	Through Dec. 2021	Dec. 31, 2021

Areas Requiring Additional Support

Public Education

Student to Nurse



Suspension Rate



Student to Counselor



Licensure Language

Substantial equivalency
Temporary license 1 year

Profession

Accounting,
Cosmetology,
Engineering



Support of Military Families - 2021

Offutt Air Force Base, Nebraska

Education and Licensure Assessment Narrative

Public Education:

(This assessment is a comparative analysis using colors to graphically display results for all criteria and categories. The colors are assigned using percentiles, divided into thirds, to provide information about a location's relative position compared to all other Department of the Air Force installations assessed)

- Offutt Air Force Base, Nebraska received an overall green rating for public education as it fell within the top 33 percent of all Air Force installations assessed

- The areas with the lowest relative ranking which require additional state/community support include Student to Nurse Ratio, Suspension Rate, and Student to Counselor Ratio

- Change from 2019: Offutt Air Force Base, Nebraska's overall education rating did not shift from 2019.

Licensure Portability:

- The State of Nebraska received an overall yellow rating for licensure portability indicating the State statutes (Neb.Rev.St. § 38-129.01) contain barriers to licensure and certification portability for military spouses. This assessment was awarded for joining interstate compacts for Nursing, Physical Therapy, and Psychology occupations and providing current certification as a National Registry EMT for the EMS profession. Teachers can begin working immediately upon relocation to the State with a temporary license granted for transition to work. The State also provides permanent licensure with no supervisory requirements for the Law profession

- Barriers remain for Accounting, Cosmetology, and Engineering which include the requirement for applicants to have a valid and current license for at least one year. Additionally, there are barriers for Other Occupations as current statute excludes dentists, but there is a process open to all residents with substantially equivalent requirements

- If you have additional information or recently made changes to your State's licensure statutes, you can send the updated information to SAF.MRR.Workflow@us.af.mil for consideration and potential changes to the assessment

- Change from 2019: Despite LB 390 making progress by removing the substantial equivalence requirements, the need to hold a valid credential for at least one year prevents any change from the previous assessment

Additional Notes:

- The education assessment cross references zip codes within the Military Housing Area (MHA) with zip codes of schools in the surrounding districts. Those school districts with zip codes that fall within the MHA of an installation are included in the analysis. In some locations, school district composition may have changed slightly due to the use of updated District IDs obtained from the Department of Education

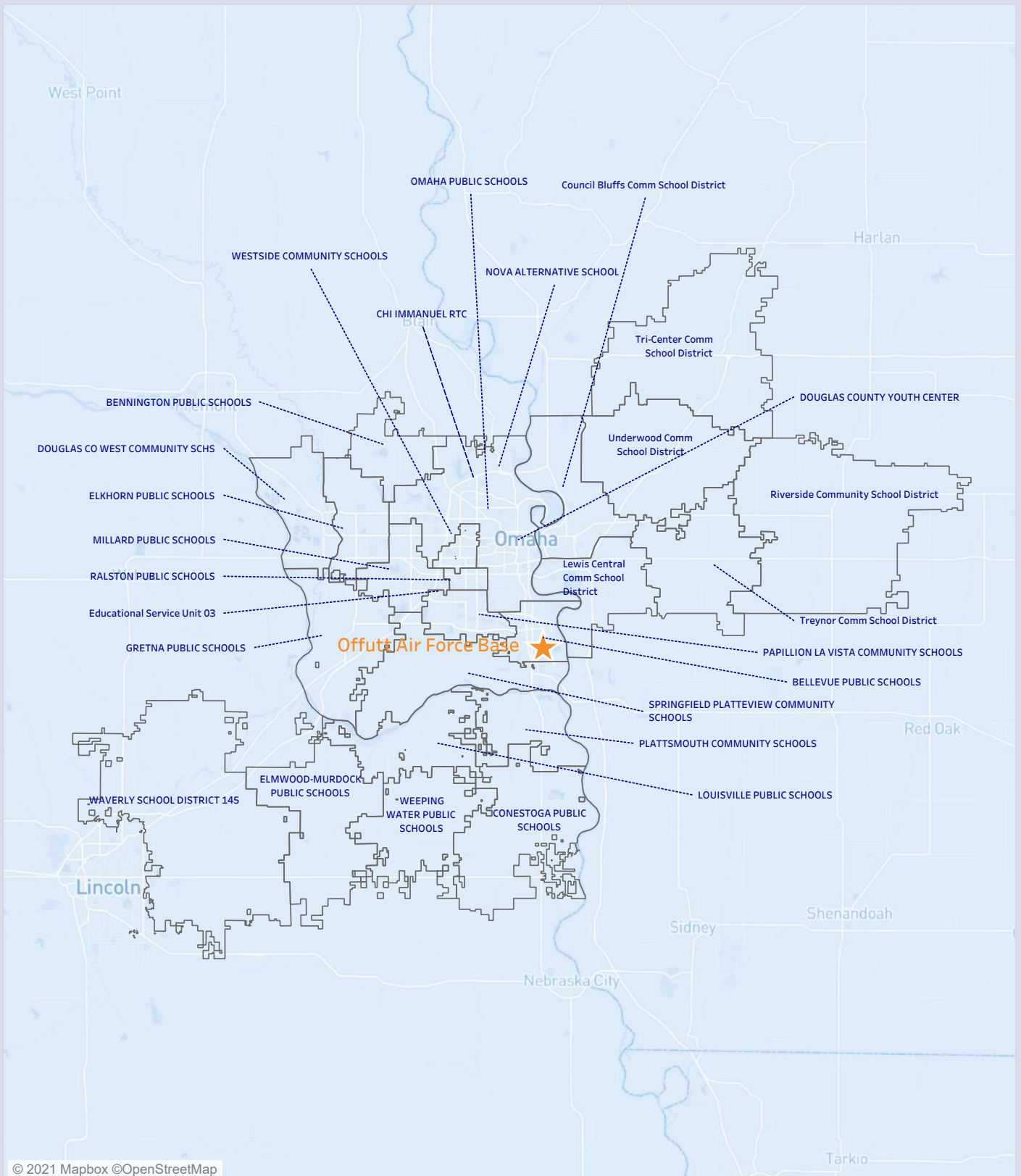
- Graduation rates reflect a 4-year graduation, which was determined to be the expectation of Airmen, Guardians, and their families due to frequency of relocation

- The licensure assessment uses a checklist of licensure rules that states should have, and that they should avoid. For example, having a compact or temporary licensing rule and NOT having supervisory requirements are checklist items that lead to green. The Department of the Air Force reviewed state policies and programs intended to eliminate barriers to license portability for military spouses that were in effect as of 31 Dec. 2021

For additional information on Education and Licensure assessment criteria, methodology and data sources, please see the Support of Military Families Background Information provided at www.af.mil under the Support to Families banner. All questions and feedback should be directed to SAF.MRR.Workflow@us.af.mil.

Offutt Air Force Base, Nebraska

School Districts Map




Support of Military Families - 2021

Creech Air Force Base, Nevada

Public Education*

2019 2021



KEY: ■ < 33.3% ≤ ■ < 66.6% ≤ ■ (Percentile):

Academic Performance Criteria

2019 2021



Graduation Rate



Student Learning Rate



School Climate Criteria



Chronic Absenteeism Rate



Suspension Rate



Service Offering Criteria



Pre-Kindergarten Availability



Student to Counselor Ratio



Student to Mental Health Support Ratio



Student to Nurse Ratio



Student to Teacher Ratio

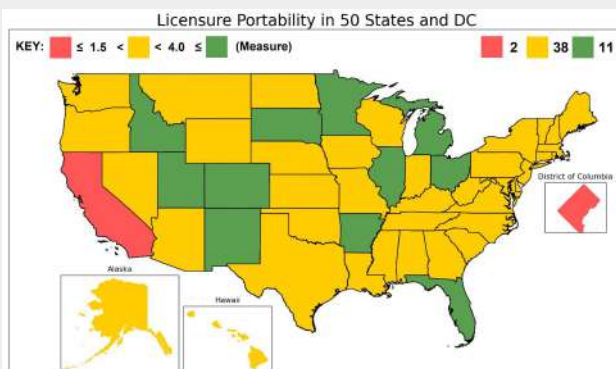


Data Source	Most Recent Survey Time Period Utilized	Date Last Updated
Department of Education - Civil Rights Data Collection District and School Data	SY 2017-2018	October 2020
Department of Education - EDFacts Graduation Rates (District and School Level)	SY 2018-2019	November 2020
Department of Education - National center for Education Statistics Common Core of Data Public Elementary/ Secondary School Universe Survey Data	SY 2019-2020	March 2021
Department of Education - National Center of Education Statistics Common Core of Data (School Search)	SY 2018-19 School Details and Enrollment Characteristics SY 2019-20 School Directory Information	April 2020 July 2020
Center for Education Policy Analysis: Stanford Education Data Archive (SEDA)	SY 2008-2009 through SY 2017-2018	February 2021

* Public Education is Compiled using 60% Academic Performance, 20% School Climate, and 20% Service Offering.

Licensure Portability

2019 2021



Accounting



Cosmetology



EMS



Engineering



Law



Nursing



Physical Therapy



Psychology



Teaching



Other Professions



Data Source	Most Recent Survey Time Period Utilized	Date Last Updated
State Laws, State Executive Orders, State Bar and Supreme Court Rules (Licensure)	Through Dec. 2021	Dec. 31, 2021

Areas Requiring Additional Support

Public Education

Student to Teacher



Chronic Absenteeism



Student to Counselor



Licensure Language

Profession

Issue license by endorsement

Accounting



Support of Military Families - 2021

Creech Air Force Base, Nevada

Education and Licensure Assessment Narrative

Public Education:

(This assessment is a comparative analysis using colors to graphically display results for all criteria and categories. The colors are assigned using percentiles, divided into thirds, to provide information about a location's relative position compared to all other Department of the Air Force installations assessed)

- Creech Air Force Base, Nevada received an overall yellow rating for public education as it fell within the middle 33 percent of all Air Force installations assessed

- The areas with the lowest relative ranking which require additional state/community support include Student to Teacher Ratio, Chronic Absenteeism Rate, and Student to Counselor Ratio

- Change from 2019: Creech Air Force Base, Nevada's overall education rating did not shift from 2019.

Licensure Portability:

- The State of Nevada received an overall yellow rating for licensure portability indicating the State statutes (primarily N.R.S. 622.510, which designates authority to state agencies) contain barriers to licensure and certification portability for military spouses. This assessment was awarded for providing current certification as a National Registry EMT for the EMS profession and full reciprocity for Teaching certification/licensure for educators with a current out-of-jurisdiction teaching license

- Barriers remain for Cosmetology, Engineering, Nursing, Physical Therapy, and Psychology which only issue licenses by endorsement and have no temporary licensing. Additionally, there are barriers for Other Occupations as current statute does not exclude any other occupations from licensure portability burdens. Barrier also remain for Law as State provides temporary licensing to military spouses in the legal profession with no supervisory requirements

- If you have additional information or recently made changes to your State's licensure statutes, you can send the updated information to SAF.MRR.Workflow@us.af.mil for consideration and potential changes to the assessment

- Change from 2019: No change from the 2019 assessment and no changes to the State's statute

Additional Notes:

- The education assessment cross references zip codes within the Military Housing Area (MHA) with zip codes of schools in the surrounding districts. Those school districts with zip codes that fall within the MHA of an installation are included in the analysis. In some locations, school district composition may have changed slightly due to the use of updated District IDs obtained from the Department of Education

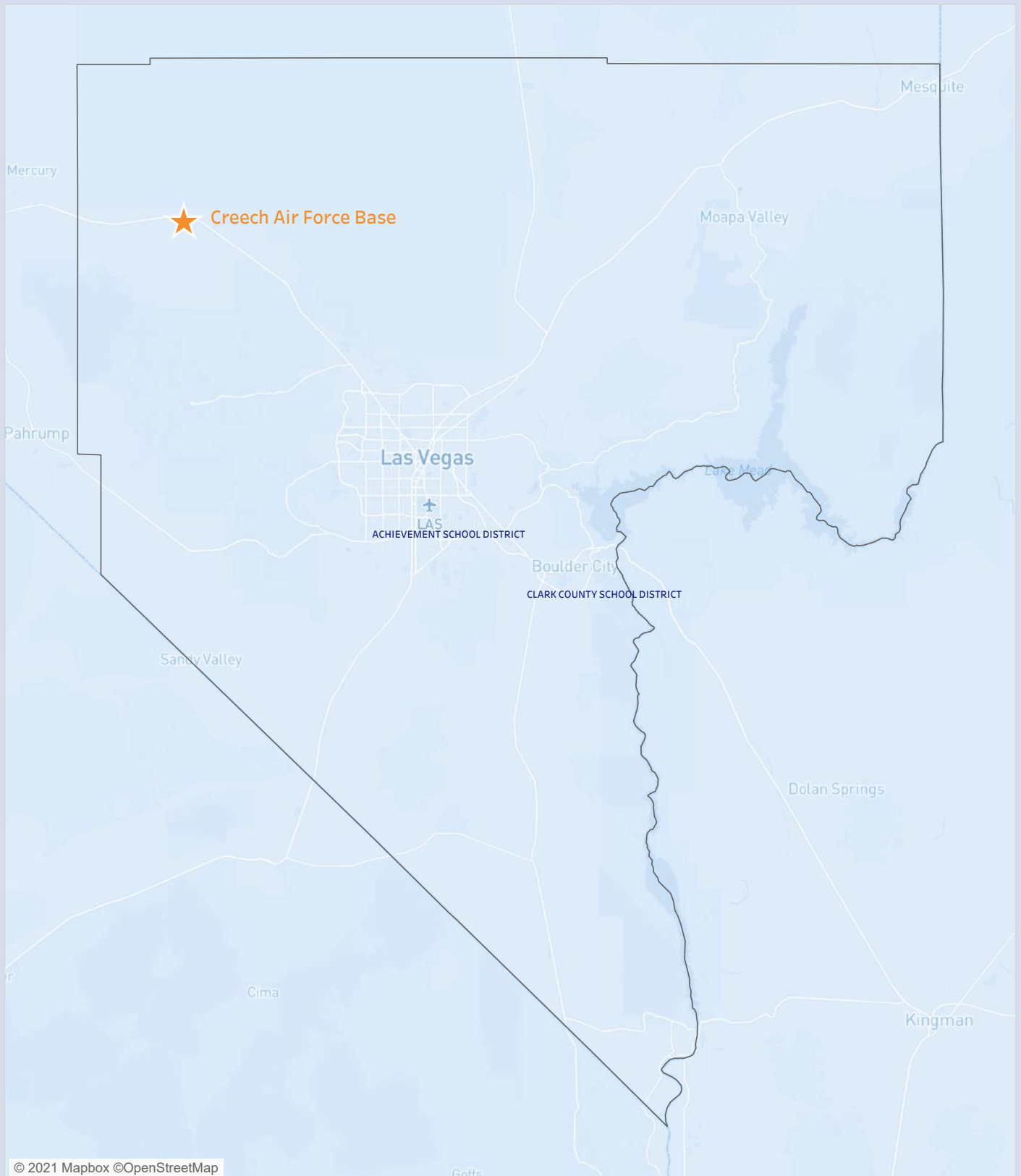
- Graduation rates reflect a 4-year graduation, which was determined to be the expectation of Airmen, Guardians, and their families due to frequency of relocation

- The licensure assessment uses a checklist of licensure rules that states should have, and that they should avoid. For example, having a compact or temporary licensing rule and NOT having supervisory requirements are checklist items that lead to green. The Department of the Air Force reviewed state policies and programs intended to eliminate barriers to license portability for military spouses that were in effect as of 31 Dec. 2021

For additional information on Education and Licensure assessment criteria, methodology and data sources, please see the Support of Military Families Background Information provided at www.af.mil under the Support to Families banner. All questions and feedback should be directed to SAF.MRR.Workflow@us.af.mil.

Creech Air Force Base, Nevada

School Districts Map

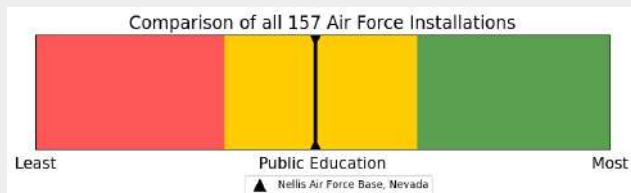


Support of Military Families - 2021

Nellis Air Force Base, Nevada

Public Education*

2019 2021



KEY: ■ < 33.3% ≤ ■ < 66.6% ≤ ■ (Percentile):

Academic Performance Criteria

2019 2021



Graduation Rate



Student Learning Rate



School Climate Criteria



Chronic Absenteeism Rate



Suspension Rate



Service Offering Criteria



Pre-Kindergarten Availability



Student to Counselor Ratio



Student to Mental Health Support Ratio



Student to Nurse Ratio



Student to Teacher Ratio



Data Source	Most Recent Survey Time Period Utilized	Date Last Updated
Department of Education - Civil Rights Data Collection District and School Data	SY 2017-2018	October 2020
Department of Education - EDFacts Graduation Rates (District and School Level)	SY 2018-2019	November 2020
Department of Education - National center for Education Statistics Common Core of Data Public Elementary/ Secondary School Universe Survey Data	SY 2019-2020	March 2021
Department of Education - National Center of Education Statistics Common Core of Data (School Search)	SY 2018-19 School Details and Enrollment Characteristics SY 2019-20 School Directory Information	April 2020 July 2020
Center for Education Policy Analysis: Stanford Education Data Archive (SEDA)	SY 2008-2009 through SY 2017-2018	February 2021

* Public Education is Compiled using 60% Academic Performance, 20% School Climate, and 20% Service Offering.

Licensure Portability

2019 2021



Accounting



Cosmetology



EMS



Engineering



Law



Nursing



Physical Therapy



Psychology



Teaching



Other Professions



Data Source	Most Recent Survey Time Period Utilized	Date Last Updated
State Laws, State Executive Orders, State Bar and Supreme Court Rules (Licensure)	Through Dec. 2021	Dec. 31, 2021

Areas Requiring Additional Support

Public Education

Student to Teacher



Chronic Absenteeism



Student to Counselor



Licensure Language

Profession

Issue license by endorsement

Accounting



Support of Military Families - 2021

Nellis Air Force Base, Nevada

Education and Licensure Assessment Narrative

Public Education:

(This assessment is a comparative analysis using colors to graphically display results for all criteria and categories. The colors are assigned using percentiles, divided into thirds, to provide information about a location's relative position compared to all other Department of the Air Force installations assessed)

- Nellis Air Force Base, Nevada received an overall yellow rating for public education as it fell within the middle 33 percent of all Air Force installations assessed

- The areas with the lowest relative ranking which require additional state/community support include Student to Teacher Ratio, Chronic Absenteeism Rate, and Student to Counselor Ratio

- Change from 2019: Nellis Air Force Base, Nevada's overall education rating did not shift from 2019.

Licensure Portability:

- The State of Nevada received an overall yellow rating for licensure portability indicating the State statutes (primarily N.R.S. 622.510, which designates authority to state agencies) contain barriers to licensure and certification portability for military spouses. This assessment was awarded for providing current certification as a National Registry EMT for the EMS profession and full reciprocity for Teaching certification/licensure for educators with a current out-of-jurisdiction teaching license

- Barriers remain for Cosmetology, Engineering, Nursing, Physical Therapy, and Psychology which only issue licenses by endorsement and have no temporary licensing. Additionally, there are barriers for Other Occupations as current statute does not exclude any other occupations from licensure portability burdens. Barrier also remain for Law as State provides temporary licensing to military spouses in the legal profession with no supervisory requirements

- If you have additional information or recently made changes to your State's licensure statutes, you can send the updated information to SAF.MRR.Workflow@us.af.mil for consideration and potential changes to the assessment

- Change from 2019: No change from the 2019 assessment and no changes to the State's statute

Additional Notes:

- The education assessment cross references zip codes within the Military Housing Area (MHA) with zip codes of schools in the surrounding districts. Those school districts with zip codes that fall within the MHA of an installation are included in the analysis. In some locations, school district composition may have changed slightly due to the use of updated District IDs obtained from the Department of Education

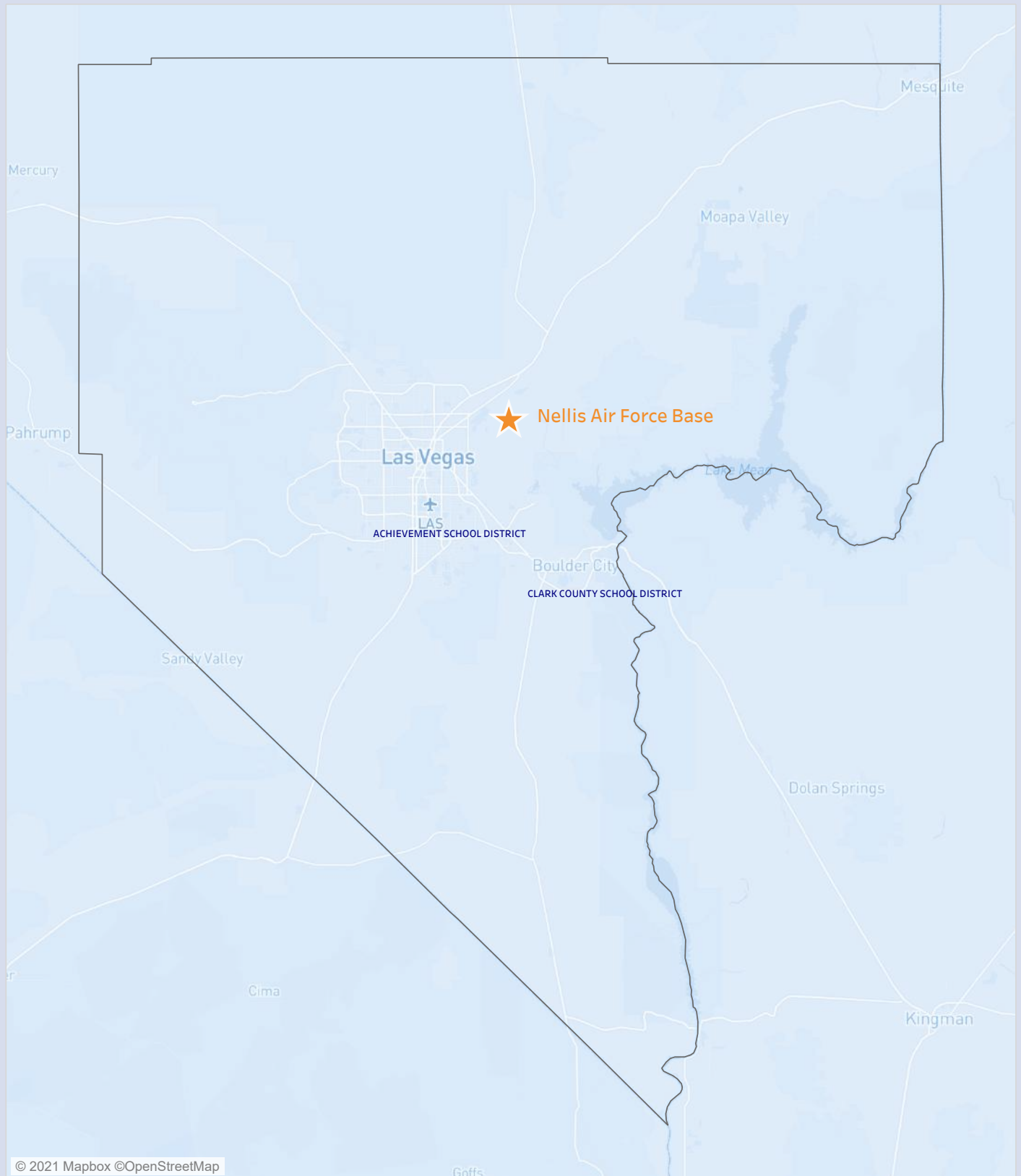
- Graduation rates reflect a 4-year graduation, which was determined to be the expectation of Airmen, Guardians, and their families due to frequency of relocation

- The licensure assessment uses a checklist of licensure rules that states should have, and that they should avoid. For example, having a compact or temporary licensing rule and NOT having supervisory requirements are checklist items that lead to green. The Department of the Air Force reviewed state policies and programs intended to eliminate barriers to license portability for military spouses that were in effect as of 31 Dec. 2021

For additional information on Education and Licensure assessment criteria, methodology and data sources, please see the Support of Military Families Background Information provided at www.af.mil under the Support to Families banner. All questions and feedback should be directed to SAF.MRR.Workflow@us.af.mil.

Nellis Air Force Base, Nevada

School Districts Map



Support of Military Families - 2021

Nevada Air National Guard Base, Nevada

Public Education*

2019 2021



Licensure Portability

2019 2021



Academic Performance Criteria

2019 2021



Graduation Rate



Student Learning Rate



School Climate Criteria



Chronic Absenteeism Rate



Suspension Rate



Service Offering Criteria



Pre-Kindergarten Availability



Student to Counselor Ratio



Student to Mental Health Support Ratio



Student to Nurse Ratio



Student to Teacher Ratio



Data Source	Most Recent Survey Time Period Utilized	Date Last Updated
Department of Education - Civil Rights Data Collection District and School Data	SY 2017-2018	October 2020
Department of Education - EDFacts Graduation Rates (District and School Level)	SY 2018-2019	November 2020
Department of Education - National center for Education Statistics Common Core of Data Public Elementary/ Secondary School Universe Survey Data	SY 2019-2020	March 2021
Department of Education - National Center of Education Statistics Common Core of Data (School Search)	SY 2018-19 School Details and Enrollment Characteristics SY 2019-20 School Directory Information	April 2020 July 2020
Center for Education Policy Analysis: Stanford Education Data Archive (SEDA)	SY 2008-2009 through SY 2017-2018	February 2021

* Public Education is Compiled using 60% Academic Performance, 20% School Climate, and 20% Service Offering.

Accounting



Cosmetology



EMS



Engineering



Law



Nursing



Physical Therapy



Psychology



Teaching



Other Professions



Data Source	Most Recent Survey Time Period Utilized	Date Last Updated
State Laws, State Executive Orders, State Bar and Supreme Court Rules (Licensure)	Through Dec. 2021	Dec. 31, 2021

Areas Requiring Additional Support

Public Education

Student to Teacher



Chronic Absenteeism



Student to Counselor



Licensure Language

Profession

Issue license by endorsement

Accounting



Support of Military Families - 2021

Nevada Air National Guard Base, Nevada

Education and Licensure Assessment Narrative

Public Education:

(This assessment is a comparative analysis using colors to graphically display results for all criteria and categories. The colors are assigned using percentiles, divided into thirds, to provide information about a location's relative position compared to all other Department of the Air Force installations assessed)

- Nevada Air National Guard Base, Nevada received an overall yellow rating for public education as it fell within the middle 33 percent of all Air Force installations assessed

- The areas with the lowest relative ranking which require additional state/community support include Student to Teacher Ratio, Chronic Absenteeism Rate, and Student to Counselor Ratio

- Change from 2019: Nevada Air National Guard Base, Nevada's overall education rating changed from green to yellow from 2019.

Licensure Portability:

- The State of Nevada received an overall yellow rating for licensure portability indicating the State statutes (primarily N.R.S. 622.510, which designates authority to state agencies) contain barriers to licensure and certification portability for military spouses. This assessment was awarded for providing current certification as a National Registry EMT for the EMS profession and full reciprocity for Teaching certification/licensure for educators with a current out-of-jurisdiction teaching license

- Barriers remain for Cosmetology, Engineering, Nursing, Physical Therapy, and Psychology which only issue licenses by endorsement and have no temporary licensing. Additionally, there are barriers for Other Occupations as current statute does not exclude any other occupations from licensure portability burdens. Barrier also remain for Law as State provides temporary licensing to military spouses in the legal profession with no supervisory requirements

- If you have additional information or recently made changes to your State's licensure statutes, you can send the updated information to SAF.MRR.Workflow@us.af.mil for consideration and potential changes to the assessment

- Change from 2019: No change from the 2019 assessment and no changes to the State's statute

Additional Notes:

- The education assessment cross references zip codes within the Military Housing Area (MHA) with zip codes of schools in the surrounding districts. Those school districts with zip codes that fall within the MHA of an installation are included in the analysis. In some locations, school district composition may have changed slightly due to the use of updated District IDs obtained from the Department of Education

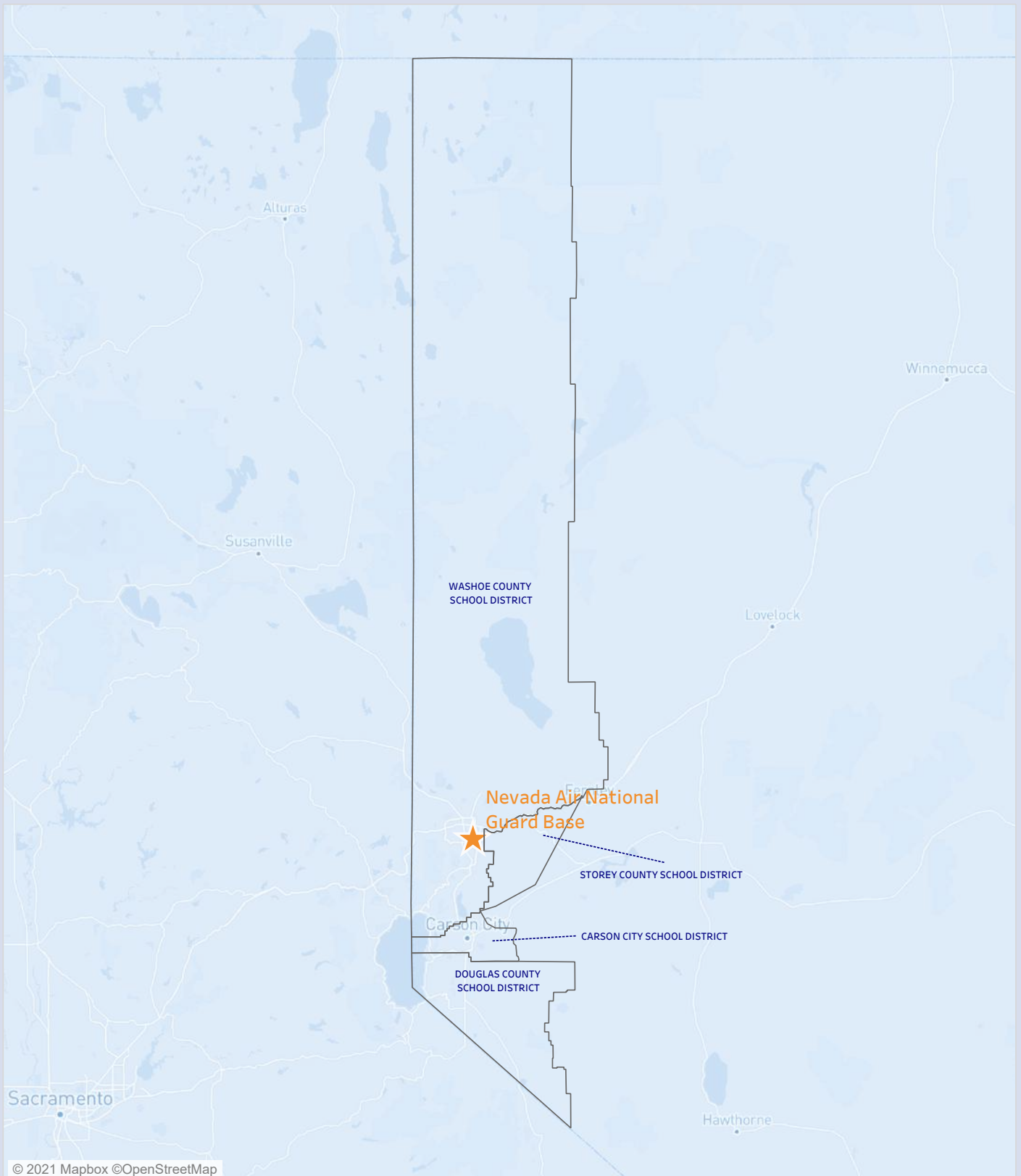
- Graduation rates reflect a 4-year graduation, which was determined to be the expectation of Airmen, Guardians, and their families due to frequency of relocation

- The licensure assessment uses a checklist of licensure rules that states should have, and that they should avoid. For example, having a compact or temporary licensing rule and NOT having supervisory requirements are checklist items that lead to green. The Department of the Air Force reviewed state policies and programs intended to eliminate barriers to license portability for military spouses that were in effect as of 31 Dec. 2021

For additional information on Education and Licensure assessment criteria, methodology and data sources, please see the Support of Military Families Background Information provided at www.af.mil under the Support to Families banner. All questions and feedback should be directed to SAF.MRR.Workflow@us.af.mil.

Nevada Air National Guard Base, Nevada

School Districts Map

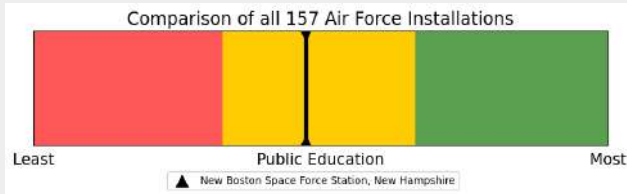


Support of Military Families - 2021

New Boston Space Force Station, New Hampshire

Public Education*

2021



KEY: ■ < 33.3% ≤ ■ < 66.6% ≤ ■ (Percentile):

Academic Performance Criteria

2021

Graduation Rate

Student Learning Rate

School Climate Criteria

Chronic Absenteeism Rate

Suspension Rate

Service Offering Criteria

Pre-Kindergarten Availability

Student to Counselor Ratio

Student to Mental Health Support Ratio

Student to Nurse Ratio

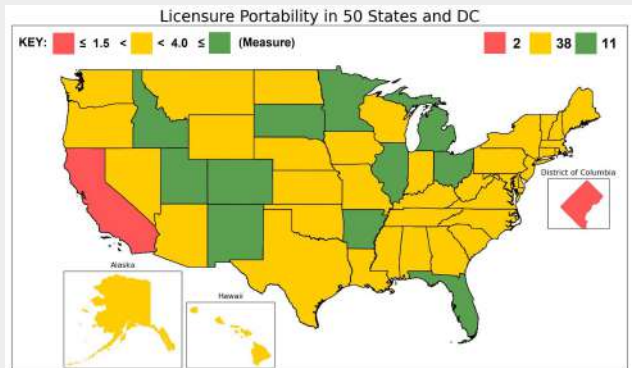
Student to Teacher Ratio

Data Source	Most Recent Survey Time Period Utilized	Date Last Updated
Department of Education - Civil Rights Data Collection District and School Data	SY 2017-2018	October 2020
Department of Education - EDFacts Graduation Rates (District and School Level)	SY 2018-2019	November 2020
Department of Education - National center for Education Statistics Common Core of Data Public Elementary/ Secondary School Universe Survey Data	SY 2019-2020	March 2021
Department of Education - National Center of Education Statistics Common Core of Data (School Search)	SY 2018-19 School Details and Enrollment Characteristics SY 2019-20 School Directory Information	April 2020 July 2020
Center for Education Policy Analysis: Stanford Education Data Archive (SEDA)	SY 2008-2009 through SY 2017-2018	February 2021

* Public Education is Compiled using 60% Academic Performance, 20% School Climate, and 20% Service Offering.

Licensure Portability

2019 2021



Accounting

Cosmetology

EMS

Engineering

Law

Nursing

Physical Therapy

Psychology

Teaching

Other Professions

Data Source	Most Recent Survey Time Period Utilized	Date Last Updated
State Laws, State Executive Orders, State Bar and Supreme Court Rules (Licensure)	Through Dec. 2021	Dec. 31, 2021

Areas Requiring Additional Support

Public Education

Growth Measure

Chronic Absenteeism

Graduation Rates

Licensure Language

Substantial equivalency
Temporary license

Profession

Accounting,
Cosmetology,
Engineering,
Psychology,
Teaching

Data Current as of Dec. 31, 2021

Support of Military Families - 2021

New Boston Space Force Station, New Hampshire

Education and Licensure Assessment Narrative

Public Education:

(This assessment is a comparative analysis using colors to graphically display results for all criteria and categories. The colors are assigned using percentiles, divided into thirds, to provide information about a location's relative position compared to all other Department of the Air Force installations assessed)

- New Boston Space Force Station, New Hampshire received an overall yellow rating for public education as it fell within the middle 33 percent of all Air Force installations assessed

- The areas with the lowest relative ranking which require additional state/community support include Growth Measure, Chronic Absenteeism Rate, and Graduation Rates

- Change from 2019: New Boston Space Force Station, New Hampshire's overall education rating did not shift from 2019.

Licensure Portability:

- The State of New Hampshire received an overall yellow rating for licensure portability indicating the State statutes (primarily N.H. Rev. Stat. § 332-G:7) contain barriers to licensure and certification portability for military spouses. This assessment was awarded for joining interstate compacts for Nursing, Physical Therapy, and Psychology occupations and providing current certification as a National Registry EMT for the EMS profession

- Barriers remain for Accounting, Cosmetology, Engineering and Teaching which include "substantial equivalency" requirements. This allows acceptance of another state's license if the requirements for obtaining the license are sufficiently similar to their own State's requirements and precludes acceptance if the requirements are not similar. Additionally, there are barriers for Other Occupations as the statute does not exclude any other occupations from licensure portability burdens.

- If you have additional information or recently made changes to your State's licensure statutes, you can send the updated information to SAF.MRR.Workflow@us.af.mil for consideration and potential changes to the assessment

- Change from 2019: Despite improving admission by motion without examination for lawyers, there was no change from the overall 2019 assessment and no changes to the State's general licensure statute

Additional Notes:

- The education assessment cross references zip codes within the Military Housing Area (MHA) with zip codes of schools in the surrounding districts. Those school districts with zip codes that fall within the MHA of an installation are included in the analysis. In some locations, school district composition may have changed slightly due to the use of updated District IDs obtained from the Department of Education

- Graduation rates reflect a 4-year graduation, which was determined to be the expectation of Airmen, Guardians, and their families due to frequency of relocation

- The licensure assessment uses a checklist of licensure rules that states should have, and that they should avoid. For example, having a compact or temporary licensing rule and NOT having supervisory requirements are checklist items that lead to green. The Department of the Air Force reviewed state policies and programs intended to eliminate barriers to license portability for military spouses that were in effect as of 31 Dec. 2021

For additional information on Education and Licensure assessment criteria, methodology and data sources, please see the Support of Military Families Background Information provided at www.af.mil under the Support to Families banner. All questions and feedback should be directed to SAF.MRR.Workflow@us.af.mil.

New Boston Space Force Station, New Hampshire

School Districts Map



Support of Military Families - 2021

Pease Air National Guard Base, New Hampshire

Public Education*

2019 2021



KEY: ■ < 33.3% ■ < 66.6% ■ (Percentile):

Academic Performance Criteria

2019 2021



Graduation Rate



Student Learning Rate



School Climate Criteria



Chronic Absenteeism Rate



Suspension Rate



Service Offering Criteria



Pre-Kindergarten Availability



Student to Counselor Ratio



Student to Mental Health Support Ratio



Student to Nurse Ratio



Student to Teacher Ratio

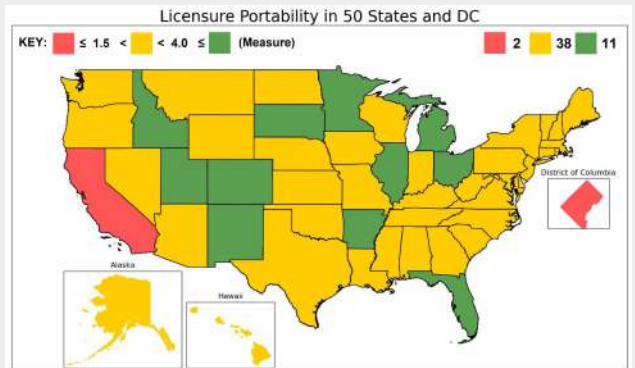


Data Source	Most Recent Survey Time Period Utilized	Date Last Updated
Department of Education - Civil Rights Data Collection District and School Data	SY 2017-2018	October 2020
Department of Education - EDFacts Graduation Rates (District and School Level)	SY 2018-2019	November 2020
Department of Education - National center for Education Statistics Common Core of Data Public Elementary/ Secondary School Universe Survey Data	SY 2019-2020	March 2021
Department of Education - National Center of Education Statistics Common Core of Data (School Search)	SY 2018-19 School Details and Enrollment Characteristics SY 2019-20 School Directory Information	April 2020 July 2020
Center for Education Policy Analysis: Stanford Education Data Archive (SEDA)	SY 2008-2009 through SY 2017-2018	February 2021

* Public Education is Compiled using 60% Academic Performance, 20% School Climate, and 20% Service Offering.

Licensure Portability

2019 2021



Accounting



Cosmetology



EMS



Engineering



Law



Nursing



Physical Therapy



Psychology



Teaching



Other Professions



Data Source	Most Recent Survey Time Period Utilized	Date Last Updated
State Laws, State Executive Orders, State Bar and Supreme Court Rules (Licensure)	Through Dec. 2021	Dec. 31, 2021

Areas Requiring Additional Support

Public Education

PreK



Growth Measure



Chronic Absenteeism



Licensure Language

Profession

Substantial equivalency Issue license

Accounting,
Cosmetology,
Engineering,
Psychology,
Teaching



Support of Military Families - 2021

Pease Air National Guard Base, New Hampshire

Education and Licensure Assessment Narrative

Public Education:

(This assessment is a comparative analysis using colors to graphically display results for all criteria and categories. The colors are assigned using percentiles, divided into thirds, to provide information about a location's relative position compared to all other Department of the Air Force installations assessed)

- Pease Air National Guard Base, New Hampshire received an overall green rating for public education as it fell within the top 33 percent of all Air Force installations assessed
- The areas with the lowest relative ranking which require additional state/community support include Pre-school Availability, Growth Measure, and Chronic Absenteeism Rate
- Change from 2019: Pease Air National Guard Base, New Hampshire's overall education rating did not shift from 2019.

Licensure Portability:

- The State of New Hampshire received an overall yellow rating for licensure portability indicating the State statutes (primarily N.H. Rev. Stat. § 332-G:7) contain barriers to licensure and certification portability for military spouses. This assessment was awarded for joining interstate compacts for Nursing, Physical Therapy, and Psychology occupations and providing current certification as a National Registry EMT for the EMS profession
- Barriers remain for Accounting, Cosmetology, Engineering and Teaching which include "substantial equivalency" requirements. This allows acceptance of another state's license if the requirements for obtaining the license are sufficiently similar to their own State's requirements and precludes acceptance if the requirements are not similar. Additionally, there are barriers for Other Occupations as the statute does not exclude any other occupations from licensure portability burdens.
- If you have additional information or recently made changes to your State's licensure statutes, you can send the updated information to SAF.MRR.Workflow@us.af.mil for consideration and potential changes to the assessment
- Change from 2019: Despite improving admission by motion without examination for lawyers, there was no change from the overall 2019 assessment and no changes to the State's general licensure statute

Additional Notes:

- The education assessment cross references zip codes within the Military Housing Area (MHA) with zip codes of schools in the surrounding districts. Those school districts with zip codes that fall within the MHA of an installation are included in the analysis. In some locations, school district composition may have changed slightly due to the use of updated District IDs obtained from the Department of Education
- Graduation rates reflect a 4-year graduation, which was determined to be the expectation of Airmen, Guardians, and their families due to frequency of relocation
- The licensure assessment uses a checklist of licensure rules that states should have, and that they should avoid. For example, having a compact or temporary licensing rule and NOT having supervisory requirements are checklist items that lead to green. The Department of the Air Force reviewed state policies and programs intended to eliminate barriers to license portability for military spouses that were in effect as of 31 Dec. 2021

For additional information on Education and Licensure assessment criteria, methodology and data sources, please see the Support of Military Families Background Information provided at www.af.mil under the Support to Families banner. All questions and feedback should be directed to SAF.MRR.Workflow@us.af.mil.

Pease Air National Guard Base, New Hampshire

School Districts Map



Support of Military Families - 2021

Atlantic City Air National Guard Base, New Jersey

Public Education*

2019 2021



KEY: ■ < 33.3% ■ < 66.6% ■ (Percentile):

Academic Performance Criteria

2019 2021



Graduation Rate



Student Learning Rate



School Climate Criteria



Chronic Absenteeism Rate



Suspension Rate



Service Offering Criteria



Pre-Kindergarten Availability



Student to Counselor Ratio



Student to Mental Health Support Ratio



Student to Nurse Ratio



Student to Teacher Ratio



Data Source	Most Recent Survey Time Period Utilized	Date Last Updated
Department of Education - Civil Rights Data Collection District and School Data	SY 2017-2018	October 2020
Department of Education - EDFacts Graduation Rates (District and School Level)	SY 2018-2019	November 2020
Department of Education - National center for Education Statistics Common Core of Data Public Elementary/ Secondary School Universe Survey Data	SY 2019-2020	March 2021
Department of Education - National Center of Education Statistics Common Core of Data (School Search)	SY 2018-19 School Details and Enrollment Characteristics SY 2019-20 School Directory Information	April 2020 July 2020
Center for Education Policy Analysis: Stanford Education Data Archive (SEDA)	SY 2008-2009 through SY 2017-2018	February 2021

* Public Education is Compiled using 60% Academic Performance, 20% School Climate, and 20% Service Offering.

Licensure Portability

2019 2021



Accounting



Cosmetology



EMS



Engineering



Law



Nursing



Physical Therapy



Psychology



Teaching



Other Professions



Data Source	Most Recent Survey Time Period Utilized	Date Last Updated
State Laws, State Executive Orders, State Bar and Supreme Court Rules (Licensure)	Through Dec. 2021	Dec. 31, 2021

Areas Requiring Additional Support

Public Education

Suspension Rate



Graduation Rates



PreK



Licensure Language

Profession

Many caveats for temp license
Issue license for by

Accounting,
Cosmetology,
Engineering, Teaching,
Nursing, Psychology



Support of Military Families - 2021

Atlantic City Air National Guard Base, New Jersey

Education and Licensure Assessment Narrative

Public Education:

(This assessment is a comparative analysis using colors to graphically display results for all criteria and categories. The colors are assigned using percentiles, divided into thirds, to provide information about a location's relative position compared to all other Department of the Air Force installations assessed)

- Atlantic City Air National Guard Base, New Jersey received an overall green rating for public education as it fell within the top 33 percent of all Air Force installations assessed
- The areas with the lowest relative ranking which require additional state/community support include Suspension Rate, Graduation Rates, and Pre-school Availability
- Change from 2019: Atlantic City Air National Guard Base, New Jersey's overall education rating did not shift from 2019.

Licensure Portability:

- The State of New Jersey received an overall yellow rating for licensure portability indicating the State statutes (primarily N.J.S.A. 45:1-15.5) contain barriers to licensure and certification portability for military spouses. This assessment was awarded for partial implementation of a Nursing compact, pending active legislation for EMS and Psychology compacts. The State also provides permanent licensure with no supervisory requirements for the Law profession
- Barriers remain for all occupations as they include several caveats to obtaining a temporary license. Additionally, there are barriers for Other Occupations as statute does not exclude any other occupations from licensure portability burdens
- Although New Jersey has enacted legislation to join the Physical Therapy Compact, as of the time of this assessment, the compact benefits are not yet provided to military spouses as additional requirements need to be met in order for New Jersey to fully receive all of the compact privileges
- If you have additional information or recently made changes to your State's licensure statutes, you can send the updated information to SAF.MRR.Workflow@us.af.mil for consideration and potential changes to the assessment
- Change from 2019: Although State actions have helped make the licensure transition process smoother for military spouses, there was no change from the 2019 assessment and no changes to the State's statute

Additional Notes:

- The education assessment cross references zip codes within the Military Housing Area (MHA) with zip codes of schools in the surrounding districts. Those school districts with zip codes that fall within the MHA of an installation are included in the analysis. In some locations, school district composition may have changed slightly due to the use of updated District IDs obtained from the Department of Education
- Graduation rates reflect a 4-year graduation, which was determined to be the expectation of Airmen, Guardians, and their families due to frequency of relocation
- The licensure assessment uses a checklist of licensure rules that states should have, and that they should avoid. For example, having a compact or temporary licensing rule and NOT having supervisory requirements are checklist items that lead to green. The Department of the Air Force reviewed state policies and programs intended to eliminate barriers to license portability for military spouses that were in effect as of 31 Dec. 2021

For additional information on Education and Licensure assessment criteria, methodology and data sources, please see the Support of Military Families Background Information provided at www.af.mil under the Support to Families banner. All questions and feedback should be directed to SAF.MRR.Workflow@us.af.mil.

Atlantic City Air National Guard Base, New Jersey

School Districts Map

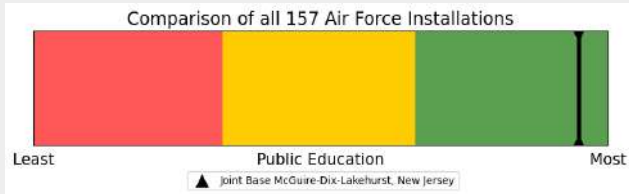


Support of Military Families - 2021

Joint Base McGuire-Dix-Lakehurst, New Jersey

Public Education*

2019 2021



KEY: ■ < 33.3% ■ < 66.6% ■ (Percentile):

Academic Performance Criteria

2019 2021



Graduation Rate



Student Learning Rate



School Climate Criteria



Chronic Absenteeism Rate



Suspension Rate



Service Offering Criteria



Pre-Kindergarten Availability



Student to Counselor Ratio



Student to Mental Health Support Ratio



Student to Nurse Ratio



Student to Teacher Ratio

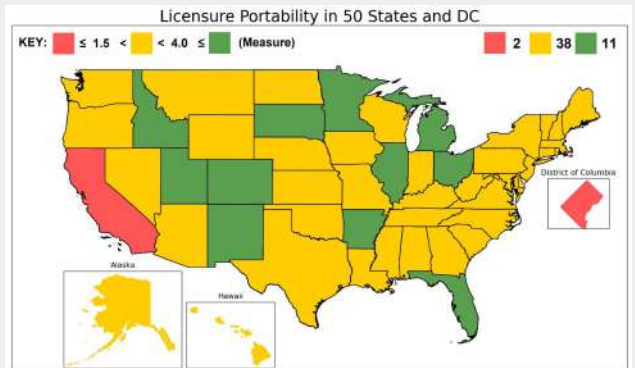


Data Source	Most Recent Survey Time Period Utilized	Date Last Updated
Department of Education - Civil Rights Data Collection District and School Data	SY 2017-2018	October 2020
Department of Education - EDFacts Graduation Rates (District and School Level)	SY 2018-2019	November 2020
Department of Education - National center for Education Statistics Common Core of Data Public Elementary/ Secondary School Universe Survey Data	SY 2019-2020	March 2021
Department of Education - National Center of Education Statistics Common Core of Data (School Search)	SY 2018-19 School Details and Enrollment Characteristics SY 2019-20 School Directory Information	April 2020 July 2020
Center for Education Policy Analysis: Stanford Education Data Archive (SEDA)	SY 2008-2009 through SY 2017-2018	February 2021

* Public Education is Compiled using 60% Academic Performance, 20% School Climate, and 20% Service Offering.

Licensure Portability

2019 2021



Accounting



Cosmetology



EMS



Engineering



Law



Nursing



Physical Therapy



Psychology



Teaching



Other Professions



Data Source	Most Recent Survey Time Period Utilized	Date Last Updated
State Laws, State Executive Orders, State Bar and Supreme Court Rules (Licensure)	Through Dec. 2021	Dec. 31, 2021

Areas Requiring Additional Support

Public Education

Growth Measure



PreK



Chronic Absenteeism



Licensure Language

Profession

Many caveats for temp license
Issue license for by

Accounting,
Cosmetology,
Engineering,
Teaching, Nursing,
Psychology



Support of Military Families - 2021

Joint Base McGuire-Dix-Lakehurst, New Jersey

Education and Licensure Assessment Narrative

Public Education:

(This assessment is a comparative analysis using colors to graphically display results for all criteria and categories. The colors are assigned using percentiles, divided into thirds, to provide information about a location's relative position compared to all other Department of the Air Force installations assessed)

- Joint Base McGuire-Dix-Lakehurst, New Jersey received an overall green rating for public education as it fell within the top 33 percent of all Air Force installations assessed
- The areas with the lowest relative ranking which require additional state/community support include Growth Measure, Pre-school Availability, and Chronic Absenteeism Rate
- Change from 2019: Joint Base McGuire-Dix-Lakehurst, New Jersey's overall education rating did not shift from 2019.

Licensure Portability:

- The State of New Jersey received an overall yellow rating for licensure portability indicating the State statutes (primarily N.J.S.A. 45:1-15.5) contain barriers to licensure and certification portability for military spouses. This assessment was awarded for partial implementation of a Nursing compact, pending active legislation for EMS and Psychology compacts. The State also provides permanent licensure with no supervisory requirements for the Law profession
- Barriers remain for all occupations as they include several caveats to obtaining a temporary license. Additionally, there are barriers for Other Occupations as statute does not exclude any other occupations from licensure portability burdens
- Although New Jersey has enacted legislation to join the Physical Therapy Compact, as of the time of this assessment, the compact benefits are not yet provided to military spouses as additional requirements need to be met in order for New Jersey to fully receive all of the compact privileges
- If you have additional information or recently made changes to your State's licensure statutes, you can send the updated information to SAF.MRR.Workflow@us.af.mil for consideration and potential changes to the assessment
- Change from 2019: Although State actions have helped make the licensure transition process smoother for military spouses, there was no change from the 2019 assessment and no changes to the State's statute

Additional Notes:

- The education assessment cross references zip codes within the Military Housing Area (MHA) with zip codes of schools in the surrounding districts. Those school districts with zip codes that fall within the MHA of an installation are included in the analysis. In some locations, school district composition may have changed slightly due to the use of updated District IDs obtained from the Department of Education
- Graduation rates reflect a 4-year graduation, which was determined to be the expectation of Airmen, Guardians, and their families due to frequency of relocation
- The licensure assessment uses a checklist of licensure rules that states should have, and that they should avoid. For example, having a compact or temporary licensing rule and NOT having supervisory requirements are checklist items that lead to green. The Department of the Air Force reviewed state policies and programs intended to eliminate barriers to license portability for military spouses that were in effect as of 31 Dec. 2021

For additional information on Education and Licensure assessment criteria, methodology and data sources, please see the Support of Military Families Background Information provided at www.af.mil under the Support to Families banner. All questions and feedback should be directed to SAF.MRR.Workflow@us.af.mil.

Joint Base McGuire-Dix-Lakehurst, New Jersey

School Districts Map

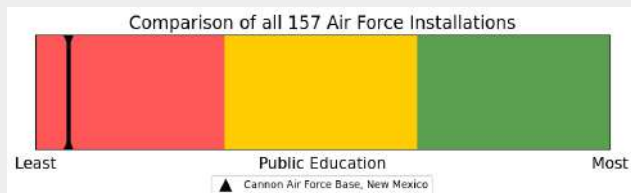


Support of Military Families - 2021

Cannon Air Force Base, New Mexico

Public Education*

2019 2021



KEY: ■ < 33.3% ≤ ■ < 66.6% ≤ ■ (Percentile):

Academic Performance Criteria

2019 2021



Graduation Rate



Student Learning Rate



School Climate Criteria



Chronic Absenteeism Rate



Suspension Rate



Service Offering Criteria



Pre-Kindergarten Availability



Student to Counselor Ratio



Student to Mental Health Support Ratio



Student to Nurse Ratio



Student to Teacher Ratio

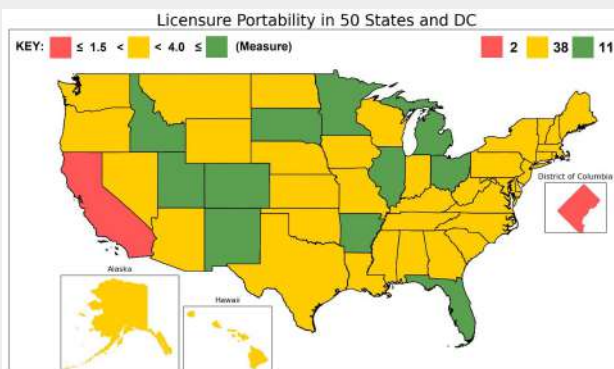


Data Source	Most Recent Survey Time Period Utilized	Date Last Updated
Department of Education - Civil Rights Data Collection District and School Data	SY 2017-2018	October 2020
Department of Education - EDFacts Graduation Rates (District and School Level)	SY 2018-2019	November 2020
Department of Education - National center for Education Statistics Common Core of Data Public Elementary/ Secondary School Universe Survey Data	SY 2019-2020	March 2021
Department of Education - National Center of Education Statistics Common Core of Data (School Search)	SY 2018-19 School Details and Enrollment Characteristics SY 2019-20 School Directory Information	April 2020 July 2020
Center for Education Policy Analysis: Stanford Education Data Archive (SEDA)	SY 2008-2009 through SY 2017-2018	February 2021

* Public Education is Compiled using 60% Academic Performance, 20% School Climate, and 20% Service Offering.

Licensure Portability

2019 2021



Accounting



Cosmetology



EMS



Engineering



Law



Nursing



Physical Therapy



Psychology



Teaching



Other Professions



Data Source	Most Recent Survey Time Period Utilized	Date Last Updated
State Laws, State Executive Orders, State Bar and Supreme Court Rules (Licensure)	Through Dec. 2021	Dec. 31, 2021

Areas Requiring Additional Support

Public Education

Chronic Absenteeism



Graduation Rates



Suspension Rate



Support of Military Families - 2021

Cannon Air Force Base, New Mexico

Education and Licensure Assessment Narrative

Public Education:

(This assessment is a comparative analysis using colors to graphically display results for all criteria and categories. The colors are assigned using percentiles, divided into thirds, to provide information about a location's relative position compared to all other Department of the Air Force installations assessed)

- Cannon Air Force Base, New Mexico received an overall red rating for public education as it fell within the bottom 33 percent of all Air Force installations assessed

- The areas with the lowest relative ranking which require additional state/community support include Chronic Absenteeism Rate, Graduation Rates, and Suspension Rate

- Change from 2019: Cannon Air Force Base, New Mexico's overall education rating did not shift from 2019.

Licensure Portability:

- The State of New Mexico received an overall green rating for licensure portability indicating the State statutes (primarily NM HB 120, NM HB 191) are effective in removing barriers to licensure and certification portability. Military spouses can easily transfer professional licenses and certificates from other states and sustain their careers

- Barriers remain for Accounting, and Engineering, which include "substantial equivalency" requirements. This allows acceptance of another state's license if the requirements for obtaining the license are sufficiently similar to their own State's requirements and precludes acceptance if the requirements are not similar

- If you have additional information or recently made changes to your State's licensure statutes, you can send the updated information to SAF.MRR.Workflow@us.af.mil for consideration and potential changes to the assessment

- Change from 2019: New Mexico improved to a green assessment by eliminating substantial equivalency requirements and improving temporary licensure for Cosmetology, Physical Therapy, Psychology, and Teaching. Additionally, New Mexico passed favorable military spouse legislation for lawyers

* The law profession was updated by State request as of 10/29/22

Additional Notes:

- The education assessment cross references zip codes within the Military Housing Area (MHA) with zip codes of schools in the surrounding districts. Those school districts with zip codes that fall within the MHA of an installation are included in the analysis. In some locations, school district composition may have changed slightly due to the use of updated District IDs obtained from the Department of Education

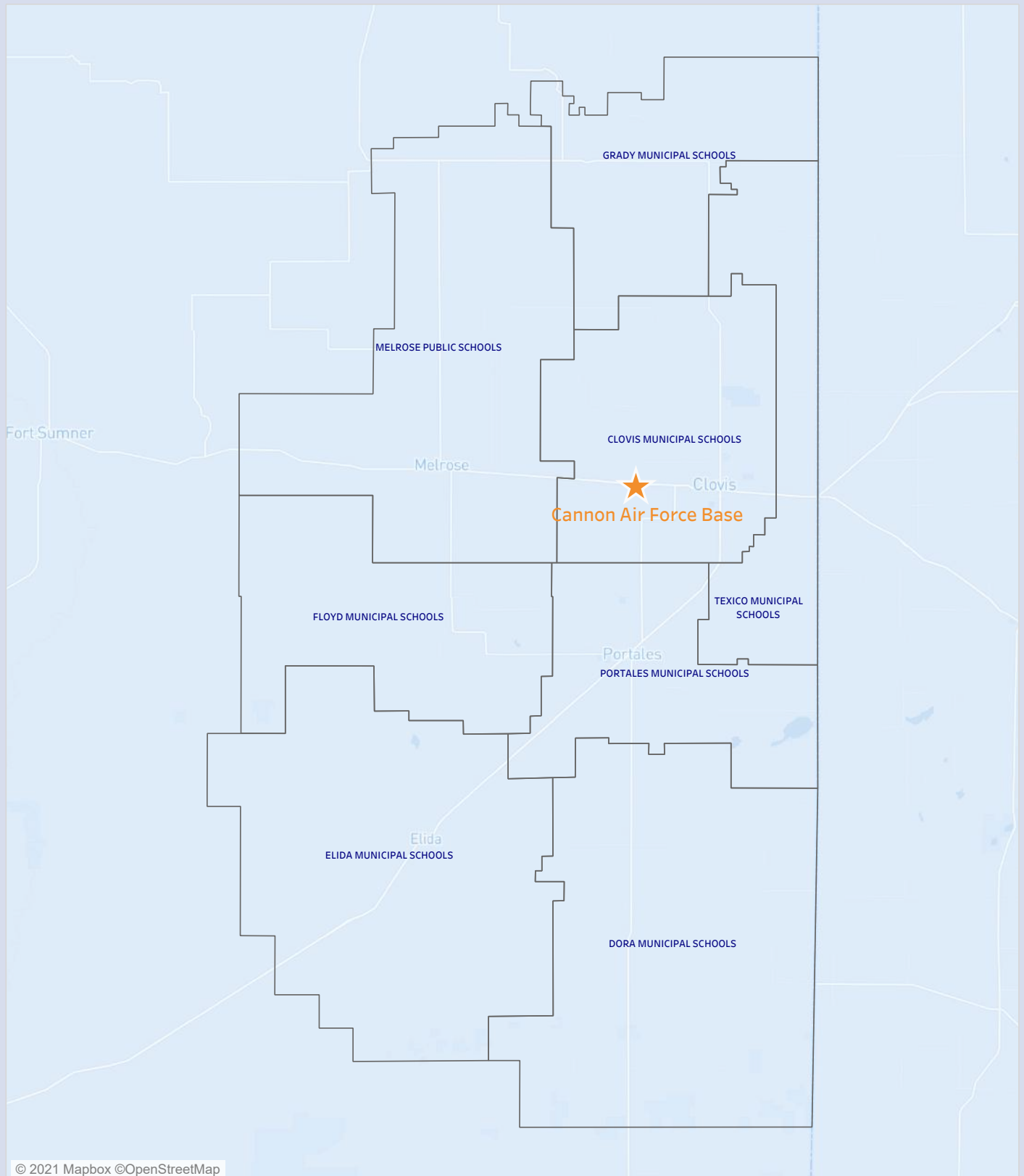
- Graduation rates reflect a 4-year graduation, which was determined to be the expectation of Airmen, Guardians, and their families due to frequency of relocation

- The licensure assessment uses a checklist of licensure rules that states should have, and that they should avoid. For example, having a compact or temporary licensing rule and NOT having supervisory requirements are checklist items that lead to green. The Department of the Air Force reviewed state policies and programs intended to eliminate barriers to license portability for military spouses that were in effect as of 31 Dec. 2021

For additional information on Education and Licensure assessment criteria, methodology and data sources, please see the Support of Military Families Background Information provided at www.af.mil under the Support to Families banner. All questions and feedback should be directed to SAF.MRR.Workflow@us.af.mil.

Cannon Air Force Base, New Mexico

School Districts Map



Support of Military Families - 2021

Holloman Air Force Base, New Mexico

Public Education*

2019 2021



KEY: ■ < 33.3% ■ < 66.6% ■ (Percentile):

Academic Performance Criteria

2019 2021



Graduation Rate



Student Learning Rate



School Climate Criteria



Chronic Absenteeism Rate



Suspension Rate



Service Offering Criteria



Pre-Kindergarten Availability



Student to Counselor Ratio



Student to Mental Health Support Ratio



Student to Nurse Ratio



Student to Teacher Ratio

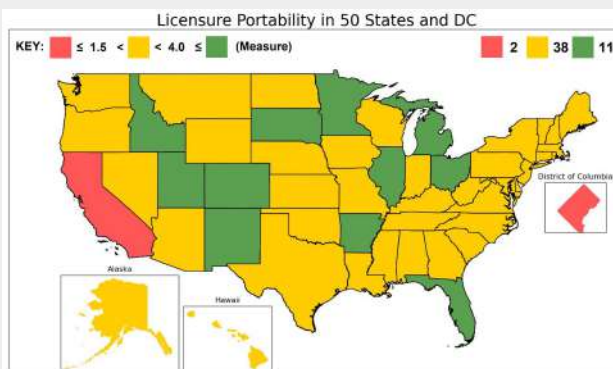


Data Source	Most Recent Survey Time Period Utilized	Date Last Updated
Department of Education - Civil Rights Data Collection District and School Data	SY 2017-2018	October 2020
Department of Education - EDFacts Graduation Rates (District and School Level)	SY 2018-2019	November 2020
Department of Education - National center for Education Statistics Common Core of Data Public Elementary/ Secondary School Universe Survey Data	SY 2019-2020	March 2021
Department of Education - National Center of Education Statistics Common Core of Data (School Search)	SY 2018-19 School Details and Enrollment Characteristics SY 2019-20 School Directory Information	April 2020 July 2020
Center for Education Policy Analysis: Stanford Education Data Archive (SEDA)	SY 2008-2009 through SY 2017-2018	February 2021

* Public Education is Compiled using 60% Academic Performance, 20% School Climate, and 20% Service Offering.

Licensure Portability

2019 2021



Accounting



Cosmetology



EMS



Engineering



Law



Nursing



Physical Therapy



Psychology



Teaching



Other Professions



Data Source	Most Recent Survey Time Period Utilized	Date Last Updated
State Laws, State Executive Orders, State Bar and Supreme Court Rules (Licensure)	Through Dec. 2021	Dec. 31, 2021

Areas Requiring Additional Support

Public Education

Graduation Rates



PreK



Student to Teacher



Support of Military Families - 2021

Holloman Air Force Base, New Mexico

Education and Licensure Assessment Narrative

Public Education:

(This assessment is a comparative analysis using colors to graphically display results for all criteria and categories. The colors are assigned using percentiles, divided into thirds, to provide information about a location's relative position compared to all other Department of the Air Force installations assessed)

- Holloman Air Force Base, New Mexico received an overall red rating for public education as it fell within the bottom 33 percent of all Air Force installations assessed

- The areas with the lowest relative ranking which require additional state/community support include Graduation Rates, Pre-school Availability, and Student to Teacher Ratio

- Change from 2019: Holloman Air Force Base, New Mexico's overall education rating did not shift from 2019.

Licensure Portability:

- The State of New Mexico received an overall green rating for licensure portability indicating the State statutes (primarily NM HB 120, NM HB 191) are effective in removing barriers to licensure and certification portability. Military spouses can easily transfer professional licenses and certificates from other states and sustain their careers

- Barriers remain for Accounting, and Engineering, which include "substantial equivalency" requirements. This allows acceptance of another state's license if the requirements for obtaining the license are sufficiently similar to their own State's requirements and precludes acceptance if the requirements are not similar

- If you have additional information or recently made changes to your State's licensure statutes, you can send the updated information to SAF.MRR.Workflow@us.af.mil for consideration and potential changes to the assessment

- Change from 2019: New Mexico improved to a green assessment by eliminating substantial equivalency requirements and improving temporary licensure for Cosmetology, Physical Therapy, Psychology, and Teaching. Additionally, New Mexico passed favorable military spouse legislation for lawyers

* The law profession was updated by State request as of 10/29/22

Additional Notes:

- The education assessment cross references zip codes within the Military Housing Area (MHA) with zip codes of schools in the surrounding districts. Those school districts with zip codes that fall within the MHA of an installation are included in the analysis. In some locations, school district composition may have changed slightly due to the use of updated District IDs obtained from the Department of Education

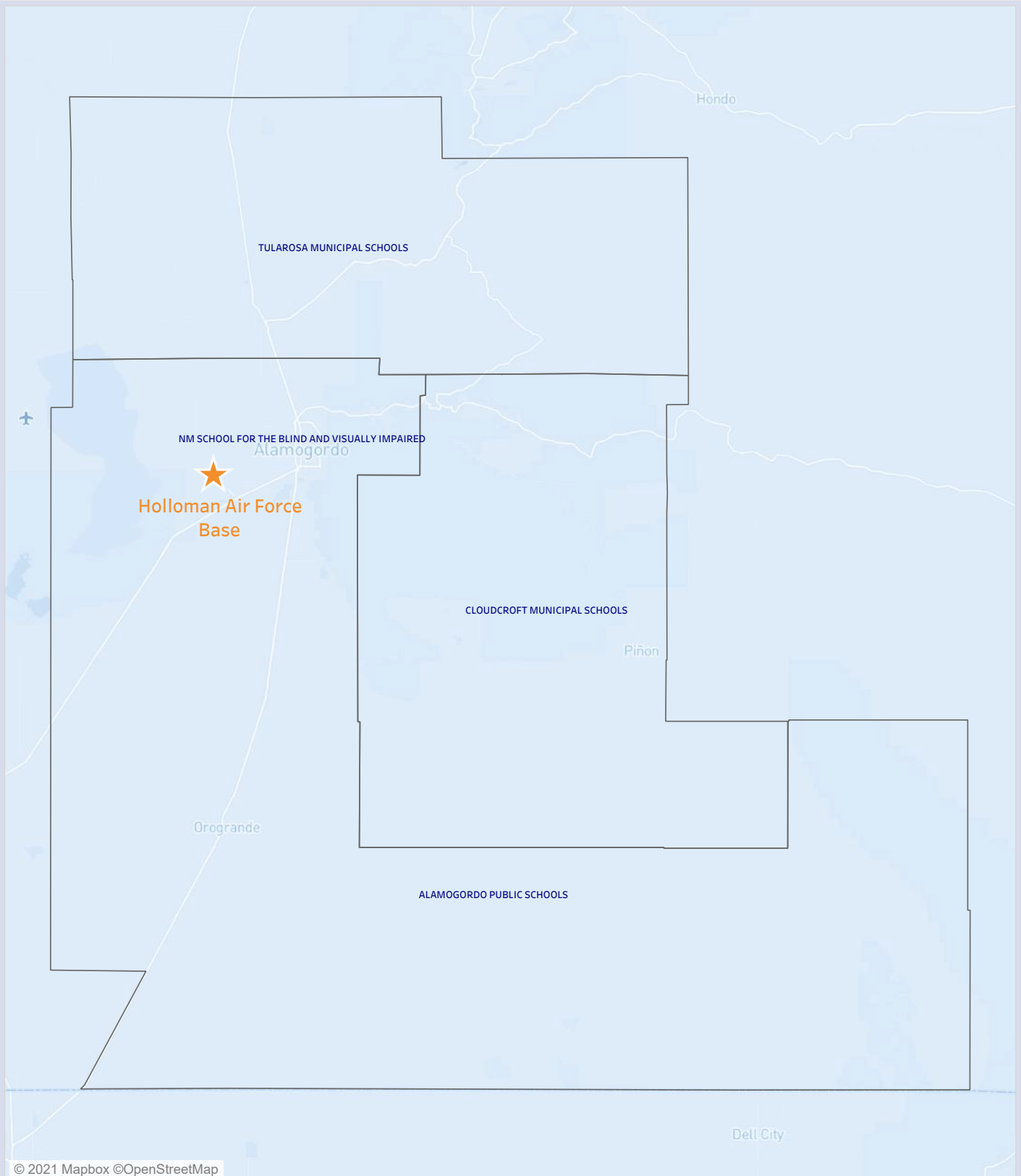
- Graduation rates reflect a 4-year graduation, which was determined to be the expectation of Airmen, Guardians, and their families due to frequency of relocation

- The licensure assessment uses a checklist of licensure rules that states should have, and that they should avoid. For example, having a compact or temporary licensing rule and NOT having supervisory requirements are checklist items that lead to green. The Department of the Air Force reviewed state policies and programs intended to eliminate barriers to license portability for military spouses that were in effect as of 31 Dec. 2021

For additional information on Education and Licensure assessment criteria, methodology and data sources, please see the Support of Military Families Background Information provided at www.af.mil under the Support to Families banner. All questions and feedback should be directed to SAF.MRR.Workflow@us.af.mil.

Holloman Air Force Base, New Mexico

School Districts Map

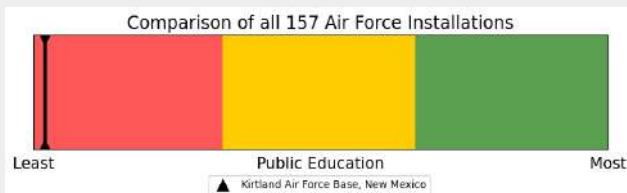


Support of Military Families - 2021

Kirtland Air Force Base, New Mexico

Public Education*

2019 2021



KEY: ■ < 33.3% ≤ ■ < 66.6% ≤ ■ (Percentile):

Academic Performance Criteria

2019 2021



Graduation Rate



Student Learning Rate



School Climate Criteria



Chronic Absenteeism Rate



Suspension Rate



Service Offering Criteria



Pre-Kindergarten Availability



Student to Counselor Ratio



Student to Mental Health Support Ratio



Student to Nurse Ratio



Student to Teacher Ratio

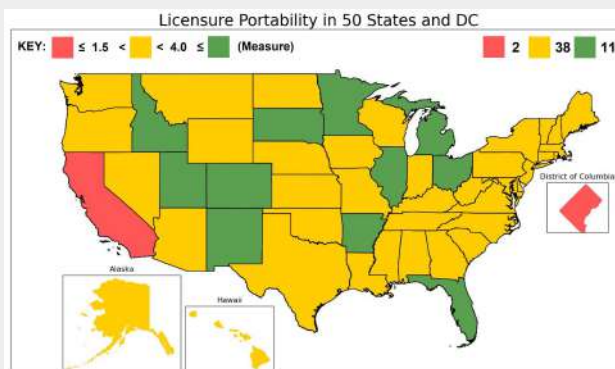


Data Source	Most Recent Survey Time Period Utilized	Date Last Updated
Department of Education - Civil Rights Data Collection District and School Data	SY 2017-2018	October 2020
Department of Education - EDFacts Graduation Rates (District and School Level)	SY 2018-2019	November 2020
Department of Education - National center for Education Statistics Common Core of Data Public Elementary/ Secondary School Universe Survey Data	SY 2019-2020	March 2021
Department of Education - National Center of Education Statistics Common Core of Data (School Search)	SY 2018-19 School Details and Enrollment Characteristics SY 2019-20 School Directory Information	April 2020 July 2020
Center for Education Policy Analysis: Stanford Education Data Archive (SEDA)	SY 2008-2009 through SY 2017-2018	February 2021

* Public Education is Compiled using 60% Academic Performance, 20% School Climate, and 20% Service Offering.

Licensure Portability

2019 2021



Accounting



Cosmetology



EMS



Engineering



Law



Nursing



Physical Therapy



Psychology



Teaching



Other Professions



Data Source	Most Recent Survey Time Period Utilized	Date Last Updated
State Laws, State Executive Orders, State Bar and Supreme Court Rules (Licensure)	Through Dec. 2021	Dec. 31, 2021

Areas Requiring Additional Support

Public Education

Graduation Rates



Chronic Absenteeism



Suspension Rate



Support of Military Families - 2021

Kirtland Air Force Base, New Mexico

Education and Licensure Assessment Narrative

Public Education:

(This assessment is a comparative analysis using colors to graphically display results for all criteria and categories. The colors are assigned using percentiles, divided into thirds, to provide information about a location's relative position compared to all other Department of the Air Force installations assessed)

- Kirtland Air Force Base, New Mexico received an overall red rating for public education as it fell within the bottom 33 percent of all Air Force installations assessed

- The areas with the lowest relative ranking which require additional state/community support include Graduation Rates, Chronic Absenteeism Rate, and Suspension Rate

- Change from 2019: Kirtland Air Force Base, New Mexico's overall education rating did not shift from 2019.

Licensure Portability:

- The State of New Mexico received an overall green rating for licensure portability indicating the State statutes (primarily NM HB 120, NM HB 191) are effective in removing barriers to licensure and certification portability. Military spouses can easily transfer professional licenses and certificates from other states and sustain their careers

- Barriers remain for Accounting, and Engineering, which include "substantial equivalency" requirements. This allows acceptance of another state's license if the requirements for obtaining the license are sufficiently similar to their own State's requirements and precludes acceptance if the requirements are not similar

- If you have additional information or recently made changes to your State's licensure statutes, you can send the updated information to SAF.MRR.Workflow@us.af.mil for consideration and potential changes to the assessment

- Change from 2019: New Mexico improved to a green assessment by eliminating substantial equivalency requirements and improving temporary licensure for Cosmetology, Physical Therapy, Psychology, and Teaching. Additionally, New Mexico passed favorable military spouse legislation for lawyers

* The law profession was updated by State request as of 10/29/22

Additional Notes:

- The education assessment cross references zip codes within the Military Housing Area (MHA) with zip codes of schools in the surrounding districts. Those school districts with zip codes that fall within the MHA of an installation are included in the analysis. In some locations, school district composition may have changed slightly due to the use of updated District IDs obtained from the Department of Education

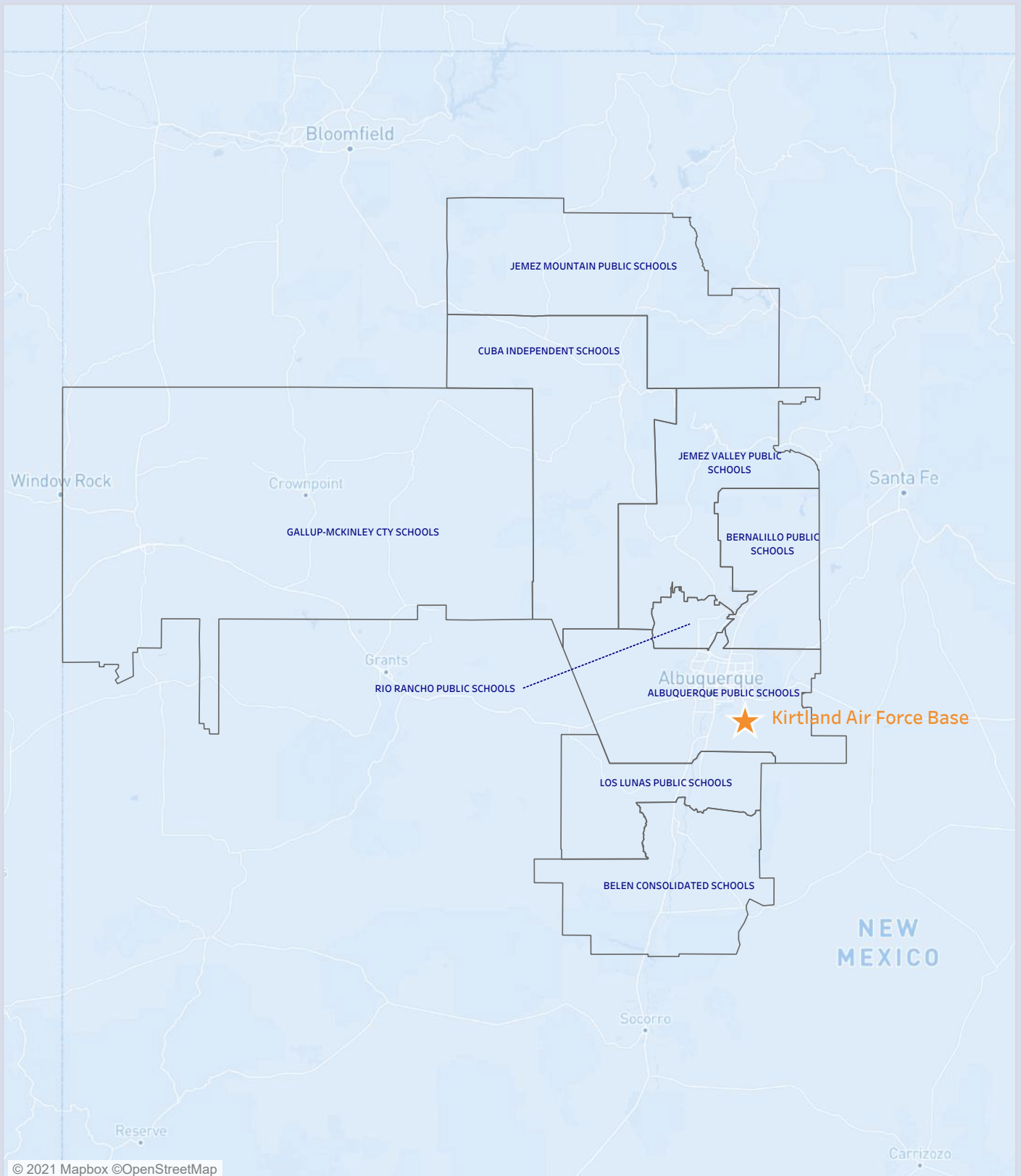
- Graduation rates reflect a 4-year graduation, which was determined to be the expectation of Airmen, Guardians, and their families due to frequency of relocation

- The licensure assessment uses a checklist of licensure rules that states should have, and that they should avoid. For example, having a compact or temporary licensing rule and NOT having supervisory requirements are checklist items that lead to green. The Department of the Air Force reviewed state policies and programs intended to eliminate barriers to license portability for military spouses that were in effect as of 31 Dec. 2021

For additional information on Education and Licensure assessment criteria, methodology and data sources, please see the Support of Military Families Background Information provided at www.af.mil under the Support to Families banner. All questions and feedback should be directed to SAF.MRR.Workflow@us.af.mil.

Kirtland Air Force Base, New Mexico

School Districts Map



Support of Military Families - 2021

Francis S Gabreski Air National Guard Base, New York

Public Education*

2019 2021



KEY: ■ < 33.3% ■ < 66.6% ■ (Percentile):

Academic Performance Criteria

2019 2021



Graduation Rate



Student Learning Rate



School Climate Criteria



Chronic Absenteeism Rate



Suspension Rate



Service Offering Criteria



Pre-Kindergarten Availability



Student to Counselor Ratio



Student to Mental Health Support Ratio



Student to Nurse Ratio



Student to Teacher Ratio

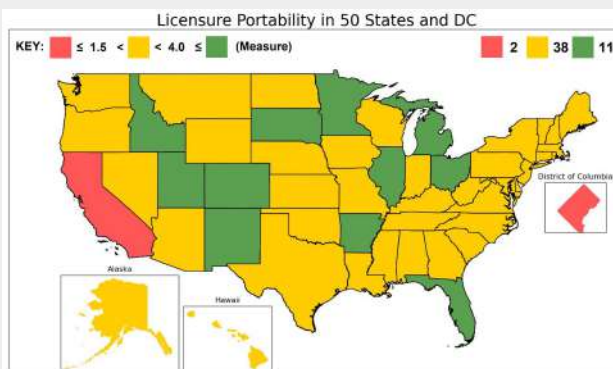


Data Source	Most Recent Survey Time Period Utilized	Date Last Updated
Department of Education - Civil Rights Data Collection District and School Data	SY 2017-2018	October 2020
Department of Education - EDFacts Graduation Rates (District and School Level)	SY 2018-2019	November 2020
Department of Education - National center for Education Statistics Common Core of Data Public Elementary/ Secondary School Universe Survey Data	SY 2019-2020	March 2021
Department of Education - National Center of Education Statistics Common Core of Data (School Search)	SY 2018-19 School Details and Enrollment Characteristics SY 2019-20 School Directory Information	April 2020 July 2020
Center for Education Policy Analysis: Stanford Education Data Archive (SEDA)	SY 2008-2009 through SY 2017-2018	February 2021

* Public Education is Compiled using 60% Academic Performance, 20% School Climate, and 20% Service Offering.

Licensure Portability

2019 2021



Accounting



Cosmetology



EMS



Engineering



Law



Nursing



Physical Therapy



Psychology



Teaching



Other Professions



Data Source	Most Recent Survey Time Period Utilized	Date Last Updated
State Laws, State Executive Orders, State Bar and Supreme Court Rules (Licensure)	Through Dec. 2021	Dec. 31, 2021

Areas Requiring Additional Support

Public Education

Graduation Rates



Chronic Absenteeism



PreK



Licensure Language

Profession

Substantial equivalency
Expedited license
Temporary license

Accounting,
Cosmetology,
Engineering, Nursing,
Physical Therapy,
Psychology, Teaching



Support of Military Families - 2021

Francis S Gabreski Air National Guard Base, New York

Education and Licensure Assessment Narrative

Public Education:

(This assessment is a comparative analysis using colors to graphically display results for all criteria and categories. The colors are assigned using percentiles, divided into thirds, to provide information about a location's relative position compared to all other Department of the Air Force installations assessed)

- Francis S Gabreski Air National Guard Base, New York received an overall red rating for public education as it fell within the bottom 33 percent of all Air Force installations assessed
- The areas with the lowest relative ranking which require additional state/community support include Graduation Rates, Chronic Absenteeism Rate, and Pre-school Availability
- Change from 2019: Francis S Gabreski Air National Guard Base, New York's overall education rating changed from green to red from 2019.

Licensure Portability:

- The State of New York received an overall yellow rating for licensure portability indicating the State statutes (primarily McKinney's Education Law § 6501) contain barriers to licensure and certification portability for military spouses. This assessment was awarded for accepting current certification from all states in the United States for the EMS profession. The State also provides permanent licensure with no supervisory requirements for the Law profession
- Barriers remain for Accounting, Cosmetology, Engineering, Nursing, Physical Therapy, Psychology and Teaching which include "substantially equivalent" requirements. This allows acceptance of another state's license if the requirements for obtaining the license are sufficiently similar to their own State's requirements and precludes acceptance if the requirements are not similar. Additionally, there are barriers for Other Occupations as current statute does not exclude any other occupations from licensure portability burdens
- If you have additional information or recently made changes to your State's licensure statutes, you can send the updated information to SAF.MRR.Workflow@us.af.mil for consideration and potential changes to the assessment
- Change from 2019: Despite new legislation improving the temporary licensing process for the Teaching profession there was no change from the 2019 assessment

Additional Notes:

- The education assessment cross references zip codes within the Military Housing Area (MHA) with zip codes of schools in the surrounding districts. Those school districts with zip codes that fall within the MHA of an installation are included in the analysis. In some locations, school district composition may have changed slightly due to the use of updated District IDs obtained from the Department of Education
- Graduation rates reflect a 4-year graduation, which was determined to be the expectation of Airmen, Guardians, and their families due to frequency of relocation
- The licensure assessment uses a checklist of licensure rules that states should have, and that they should avoid. For example, having a compact or temporary licensing rule and NOT having supervisory requirements are checklist items that lead to green. The Department of the Air Force reviewed state policies and programs intended to eliminate barriers to license portability for military spouses that were in effect as of 31 Dec. 2021

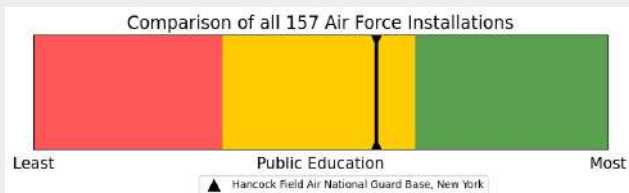
For additional information on Education and Licensure assessment criteria, methodology and data sources, please see the Support of Military Families Background Information provided at www.af.mil under the Support to Families banner. All questions and feedback should be directed to SAF.MRR.Workflow@us.af.mil.

Support of Military Families - 2021

Hancock Field Air National Guard Base, New York

Public Education*

2019 2021



KEY: ■ < 33.3% ■ < 66.6% ■ (Percentile):

Academic Performance Criteria

2019 2021



Graduation Rate



Student Learning Rate



School Climate Criteria



Chronic Absenteeism Rate



Suspension Rate



Service Offering Criteria



Pre-Kindergarten Availability



Student to Counselor Ratio



Student to Mental Health Support Ratio



Student to Nurse Ratio



Student to Teacher Ratio

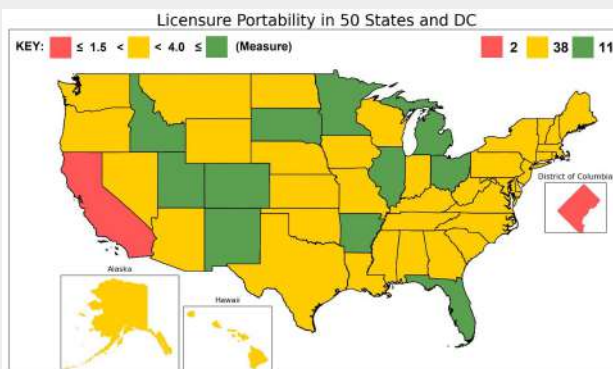


Data Source	Most Recent Survey Time Period Utilized	Date Last Updated
Department of Education - Civil Rights Data Collection District and School Data	SY 2017-2018	October 2020
Department of Education - EDFacts Graduation Rates (District and School Level)	SY 2018-2019	November 2020
Department of Education - National center for Education Statistics Common Core of Data Public Elementary/ Secondary School Universe Survey Data	SY 2019-2020	March 2021
Department of Education - National Center of Education Statistics Common Core of Data (School Search)	SY 2018-19 School Details and Enrollment Characteristics SY 2019-20 School Directory Information	April 2020 July 2020
Center for Education Policy Analysis: Stanford Education Data Archive (SEDA)	SY 2008-2009 through SY 2017-2018	February 2021

* Public Education is Compiled using 60% Academic Performance, 20% School Climate, and 20% Service Offering.

Licensure Portability

2019 2021



Accounting



Cosmetology



EMS



Engineering



Law



Nursing



Physical Therapy



Psychology



Teaching



Other Professions



Data Source	Most Recent Survey Time Period Utilized	Date Last Updated
State Laws, State Executive Orders, State Bar and Supreme Court Rules (Licensure)	Through Dec. 2021	Dec. 31, 2021

Areas Requiring Additional Support

Public Education

Graduation Rates



Chronic Absenteeism



Suspension Rate



Licensure Language

Profession

Substantial equivalency
Expedited license
Temporary license

Accounting,
Cosmetology,
Engineering, Nursing,
Physical Therapy,
Psychology, Teaching



Support of Military Families - 2021

Hancock Field Air National Guard Base, New York

Education and Licensure Assessment Narrative

Public Education:

(This assessment is a comparative analysis using colors to graphically display results for all criteria and categories. The colors are assigned using percentiles, divided into thirds, to provide information about a location's relative position compared to all other Department of the Air Force installations assessed)

- Hancock Field Air National Guard Base, New York received an overall yellow rating for public education as it fell within the middle 33 percent of all Air Force installations assessed

- The areas with the lowest relative ranking which require additional state/community support include Graduation Rates, Chronic Absenteeism Rate, and Suspension Rate

- Change from 2019: Hancock Field Air National Guard Base, New York's overall education rating did not shift from 2019.

Licensure Portability:

- The State of New York received an overall yellow rating for licensure portability indicating the State statutes (primarily McKinney's Education Law § 6501) contain barriers to licensure and certification portability for military spouses. This assessment was awarded for accepting current certification from all states in the United States for the EMS profession. The State also provides permanent licensure with no supervisory requirements for the Law profession

- Barriers remain for Accounting, Cosmetology, Engineering, Nursing, Physical Therapy, Psychology and Teaching which include "substantially equivalent" requirements. This allows acceptance of another state's license if the requirements for obtaining the license are sufficiently similar to their own State's requirements and precludes acceptance if the requirements are not similar. Additionally, there are barriers for Other Occupations as current statute does not exclude any other occupations from licensure portability burdens

- If you have additional information or recently made changes to your State's licensure statutes, you can send the updated information to SAF.MRR.Workflow@us.af.mil for consideration and potential changes to the assessment

- Change from 2019: Despite new legislation improving the temporary licensing process for the Teaching profession there was no change from the 2019 assessment

Additional Notes:

- The education assessment cross references zip codes within the Military Housing Area (MHA) with zip codes of schools in the surrounding districts. Those school districts with zip codes that fall within the MHA of an installation are included in the analysis. In some locations, school district composition may have changed slightly due to the use of updated District IDs obtained from the Department of Education

- Graduation rates reflect a 4-year graduation, which was determined to be the expectation of Airmen, Guardians, and their families due to frequency of relocation

- The licensure assessment uses a checklist of licensure rules that states should have, and that they should avoid. For example, having a compact or temporary licensing rule and NOT having supervisory requirements are checklist items that lead to green. The Department of the Air Force reviewed state policies and programs intended to eliminate barriers to license portability for military spouses that were in effect as of 31 Dec. 2021

For additional information on Education and Licensure assessment criteria, methodology and data sources, please see the Support of Military Families Background Information provided at www.af.mil under the Support to Families banner. All questions and feedback should be directed to SAF.MRR.Workflow@us.af.mil.

Hancock Field Air National Guard Base, New York

School Districts Map



Support of Military Families - 2021

Niagara Falls Air Reserve Station, New York

Public Education*

2019 2021



Academic Performance Criteria

2019 2021



Graduation Rate



Student Learning Rate



School Climate Criteria



Chronic Absenteeism Rate



Suspension Rate



Service Offering Criteria



Pre-Kindergarten Availability



Student to Counselor Ratio



Student to Mental Health Support Ratio



Student to Nurse Ratio



Student to Teacher Ratio

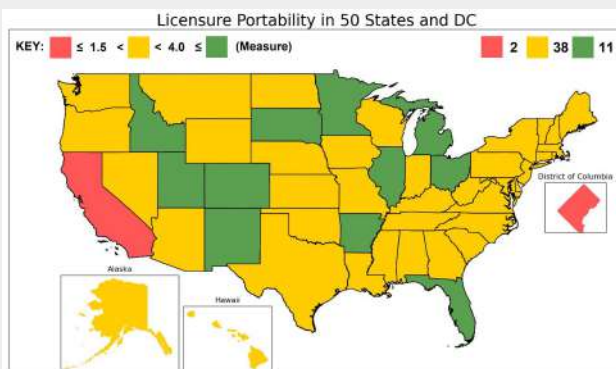


Data Source	Most Recent Survey Time Period Utilized	Date Last Updated
Department of Education - Civil Rights Data Collection District and School Data	SY 2017-2018	October 2020
Department of Education - EDFacts Graduation Rates (District and School Level)	SY 2018-2019	November 2020
Department of Education - National center for Education Statistics Common Core of Data Public Elementary/ Secondary School Universe Survey Data	SY 2019-2020	March 2021
Department of Education - National Center of Education Statistics Common Core of Data (School Search)	SY 2018-19 School Details and Enrollment Characteristics SY 2019-20 School Directory Information	April 2020 July 2020
Center for Education Policy Analysis: Stanford Education Data Archive (SEDA)	SY 2008-2009 through SY 2017-2018	February 2021

* Public Education is Compiled using 60% Academic Performance, 20% School Climate, and 20% Service Offering.

Licensure Portability

2019 2021



Accounting



Cosmetology



EMS



Engineering



Law



Nursing



Physical Therapy



Psychology



Teaching



Other Professions



Data Source	Most Recent Survey Time Period Utilized	Date Last Updated
State Laws, State Executive Orders, State Bar and Supreme Court Rules (Licensure)	Through Dec. 2021	Dec. 31, 2021

Areas Requiring Additional Support

Public Education

Chronic Absenteeism



Graduation Rates



Growth Measure



Licensure Language

Profession

Substantial equivalency
Expedited license
Temporary license

Accounting,
Cosmetology,
Engineering, Nursing,
Physical Therapy,
Psychology, Teaching



Support of Military Families - 2021

Niagara Falls Air Reserve Station, New York

Education and Licensure Assessment Narrative

Public Education:

(This assessment is a comparative analysis using colors to graphically display results for all criteria and categories. The colors are assigned using percentiles, divided into thirds, to provide information about a location's relative position compared to all other Department of the Air Force installations assessed)

- Niagara Falls Air Reserve Station, New York received an overall yellow rating for public education as it fell within the middle 33 percent of all Air Force installations assessed
- The areas with the lowest relative ranking which require additional state/community support include Chronic Absenteeism Rate, Graduation Rates, and Growth Measure
- Change from 2019: Niagara Falls Air Reserve Station, New York's overall education rating did not shift from 2019.

Licensure Portability:

- The State of New York received an overall yellow rating for licensure portability indicating the State statutes (primarily McKinney's Education Law § 6501) contain barriers to licensure and certification portability for military spouses. This assessment was awarded for accepting current certification from all states in the United States for the EMS profession. The State also provides permanent licensure with no supervisory requirements for the Law profession
- Barriers remain for Accounting, Cosmetology, Engineering, Nursing, Physical Therapy, Psychology and Teaching which include "substantially equivalent" requirements. This allows acceptance of another state's license if the requirements for obtaining the license are sufficiently similar to their own State's requirements and precludes acceptance if the requirements are not similar. Additionally, there are barriers for Other Occupations as current statute does not exclude any other occupations from licensure portability burdens
- If you have additional information or recently made changes to your State's licensure statutes, you can send the updated information to SAF.MRR.Workflow@us.af.mil for consideration and potential changes to the assessment
- Change from 2019: Despite new legislation improving the temporary licensing process for the Teaching profession there was no change from the 2019 assessment

Additional Notes:

- The education assessment cross references zip codes within the Military Housing Area (MHA) with zip codes of schools in the surrounding districts. Those school districts with zip codes that fall within the MHA of an installation are included in the analysis. In some locations, school district composition may have changed slightly due to the use of updated District IDs obtained from the Department of Education
- Graduation rates reflect a 4-year graduation, which was determined to be the expectation of Airmen, Guardians, and their families due to frequency of relocation
- The licensure assessment uses a checklist of licensure rules that states should have, and that they should avoid. For example, having a compact or temporary licensing rule and NOT having supervisory requirements are checklist items that lead to green. The Department of the Air Force reviewed state policies and programs intended to eliminate barriers to license portability for military spouses that were in effect as of 31 Dec. 2021

For additional information on Education and Licensure assessment criteria, methodology and data sources, please see the Support of Military Families Background Information provided at www.af.mil under the Support to Families banner. All questions and feedback should be directed to SAF.MRR.Workflow@us.af.mil.

Niagara Falls Air Reserve Station, New York

School Districts Map



Support of Military Families - 2021

Stewart Air National Guard Base, New York

Public Education*

2019 2021



KEY: ■ < 33.3% ■ < 66.6% ■ (Percentile):

Academic Performance Criteria

2019 2021



Graduation Rate



Student Learning Rate



School Climate Criteria



Chronic Absenteeism Rate



Suspension Rate



Service Offering Criteria



Pre-Kindergarten Availability



Student to Counselor Ratio



Student to Mental Health Support Ratio



Student to Nurse Ratio



Student to Teacher Ratio

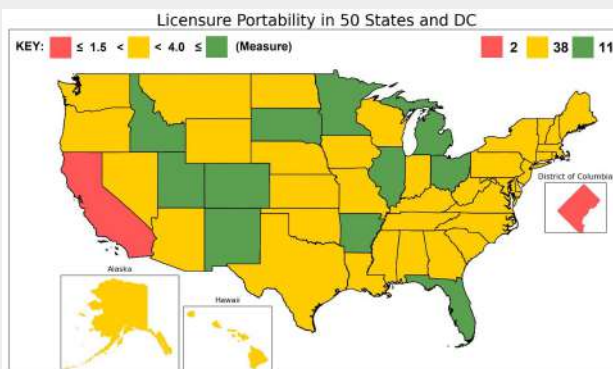


Data Source	Most Recent Survey Time Period Utilized	Date Last Updated
Department of Education - Civil Rights Data Collection District and School Data	SY 2017-2018	October 2020
Department of Education - EDFacts Graduation Rates (District and School Level)	SY 2018-2019	November 2020
Department of Education - National center for Education Statistics Common Core of Data Public Elementary/ Secondary School Universe Survey Data	SY 2019-2020	March 2021
Department of Education - National Center of Education Statistics Common Core of Data (School Search)	SY 2018-19 School Details and Enrollment Characteristics SY 2019-20 School Directory Information	April 2020 July 2020
Center for Education Policy Analysis: Stanford Education Data Archive (SEDA)	SY 2008-2009 through SY 2017-2018	February 2021

* Public Education is Compiled using 60% Academic Performance, 20% School Climate, and 20% Service Offering.

Licensure Portability

2019 2021



Accounting



Cosmetology



EMS



Engineering



Law



Nursing



Physical Therapy



Psychology



Teaching



Other Professions



Data Source	Most Recent Survey Time Period Utilized	Date Last Updated
State Laws, State Executive Orders, State Bar and Supreme Court Rules (Licensure)	Through Dec. 2021	Dec. 31, 2021

Areas Requiring Additional Support

Public Education

PreK



Chronic Absenteeism



Graduation Rates



Licensure Language

Profession

Substantial equivalency
Expedited license
Temporary license

Accounting,
Cosmetology,
Engineering, Nursing,
Physical Therapy,
Psychology, Teaching



Support of Military Families - 2021

Stewart Air National Guard Base, New York

Education and Licensure Assessment Narrative

Public Education:

(This assessment is a comparative analysis using colors to graphically display results for all criteria and categories. The colors are assigned using percentiles, divided into thirds, to provide information about a location's relative position compared to all other Department of the Air Force installations assessed)

- Stewart Air National Guard Base, New York received an overall green rating for public education as it fell within the top 33 percent of all Air Force installations assessed
- The areas with the lowest relative ranking which require additional state/community support include Pre-school Availability, Chronic Absenteeism Rate, and Graduation Rates
- Change from 2019: Stewart Air National Guard Base, New York's overall education rating did not shift from 2019.

Licensure Portability:

- The State of New York received an overall yellow rating for licensure portability indicating the State statutes (primarily McKinney's Education Law § 6501) contain barriers to licensure and certification portability for military spouses. This assessment was awarded for accepting current certification from all states in the United States for the EMS profession. The State also provides permanent licensure with no supervisory requirements for the Law profession
- Barriers remain for Accounting, Cosmetology, Engineering, Nursing, Physical Therapy, Psychology and Teaching which include "substantially equivalent" requirements. This allows acceptance of another state's license if the requirements for obtaining the license are sufficiently similar to their own State's requirements and precludes acceptance if the requirements are not similar. Additionally, there are barriers for Other Occupations as current statute does not exclude any other occupations from licensure portability burdens
- If you have additional information or recently made changes to your State's licensure statutes, you can send the updated information to SAF.MRR.Workflow@us.af.mil for consideration and potential changes to the assessment
- Change from 2019: Despite new legislation improving the temporary licensing process for the Teaching profession there was no change from the 2019 assessment

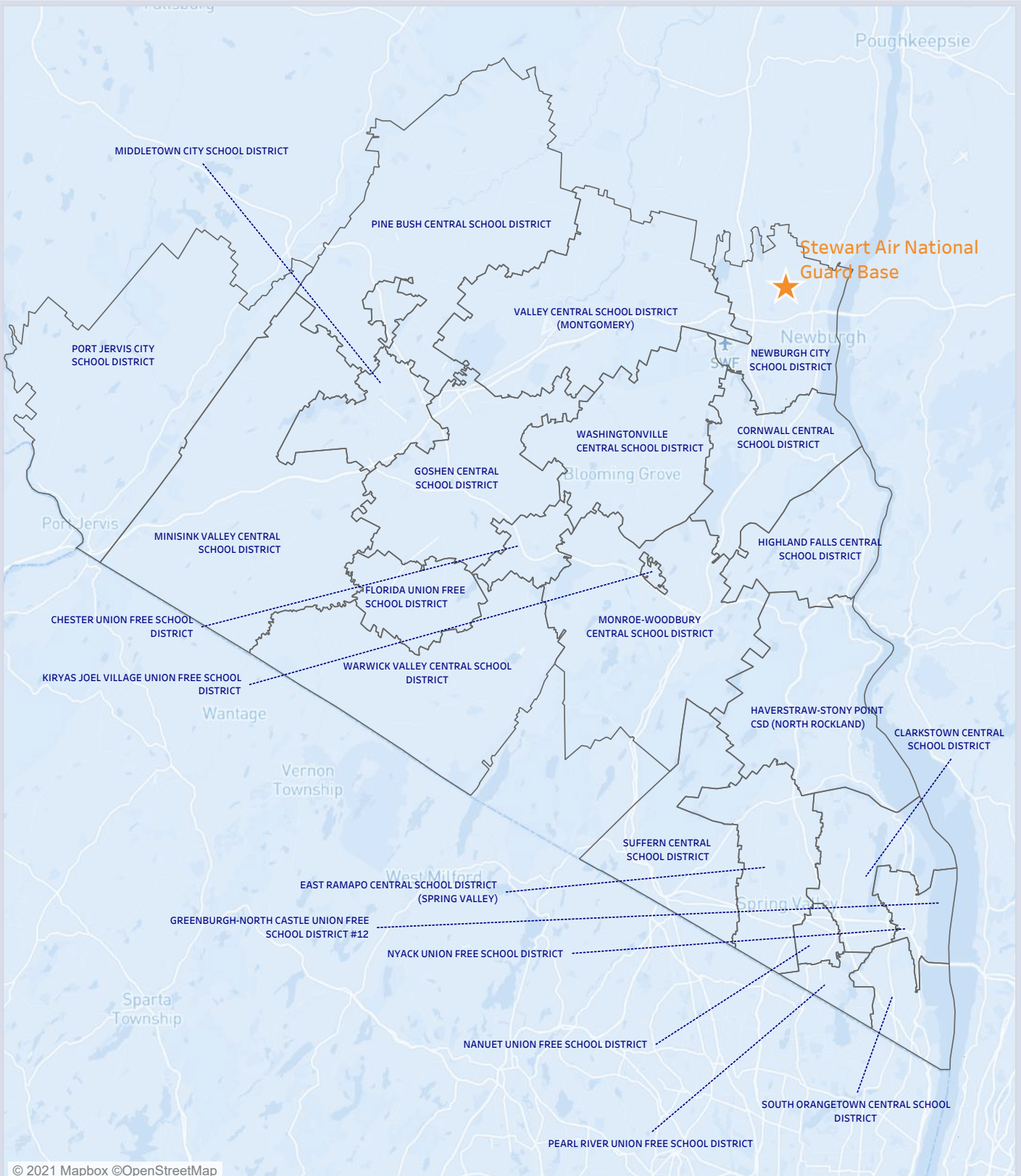
Additional Notes:

- The education assessment cross references zip codes within the Military Housing Area (MHA) with zip codes of schools in the surrounding districts. Those school districts with zip codes that fall within the MHA of an installation are included in the analysis. In some locations, school district composition may have changed slightly due to the use of updated District IDs obtained from the Department of Education
- Graduation rates reflect a 4-year graduation, which was determined to be the expectation of Airmen, Guardians, and their families due to frequency of relocation
- The licensure assessment uses a checklist of licensure rules that states should have, and that they should avoid. For example, having a compact or temporary licensing rule and NOT having supervisory requirements are checklist items that lead to green. The Department of the Air Force reviewed state policies and programs intended to eliminate barriers to license portability for military spouses that were in effect as of 31 Dec. 2021

For additional information on Education and Licensure assessment criteria, methodology and data sources, please see the Support of Military Families Background Information provided at www.af.mil under the Support to Families banner. All questions and feedback should be directed to SAF.MRR.Workflow@us.af.mil.

Stewart Air National Guard Base, New York

School Districts Map



Support of Military Families - 2021

Stratton Air National Guard Base, New York

Public Education*

2019 2021



KEY: ■ < 33.3% ■ < 66.6% ■ (Percentile):

Academic Performance Criteria

2019 2021



Graduation Rate



Student Learning Rate



School Climate Criteria



Chronic Absenteeism Rate



Suspension Rate



Service Offering Criteria



Pre-Kindergarten Availability



Student to Counselor Ratio



Student to Mental Health Support Ratio



Student to Nurse Ratio



Student to Teacher Ratio

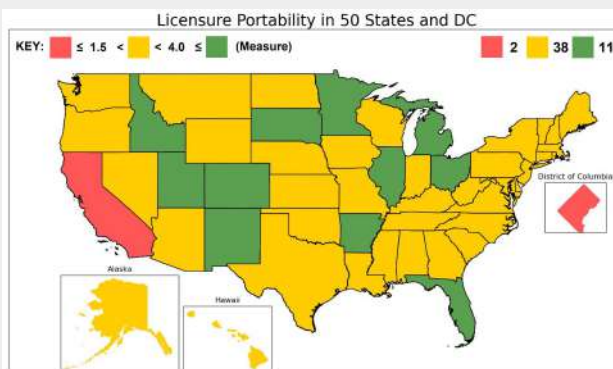


Data Source	Most Recent Survey Time Period Utilized	Date Last Updated
Department of Education - Civil Rights Data Collection District and School Data	SY 2017-2018	October 2020
Department of Education - EDFacts Graduation Rates (District and School Level)	SY 2018-2019	November 2020
Department of Education - National center for Education Statistics Common Core of Data Public Elementary/ Secondary School Universe Survey Data	SY 2019-2020	March 2021
Department of Education - National Center of Education Statistics Common Core of Data (School Search)	SY 2018-19 School Details and Enrollment Characteristics SY 2019-20 School Directory Information	April 2020 July 2020
Center for Education Policy Analysis: Stanford Education Data Archive (SEDA)	SY 2008-2009 through SY 2017-2018	February 2021

* Public Education is Compiled using 60% Academic Performance, 20% School Climate, and 20% Service Offering.

Licensure Portability

2019 2021



Accounting



Cosmetology



EMS



Engineering



Law



Nursing



Physical Therapy



Psychology



Teaching



Other Professions



Data Source	Most Recent Survey Time Period Utilized	Date Last Updated
State Laws, State Executive Orders, State Bar and Supreme Court Rules (Licensure)	Through Dec. 2021	Dec. 31, 2021

Areas Requiring Additional Support

Public Education

Graduation Rates



Chronic Absenteeism



PreK



Licensure Language

Profession

Substantial equivalency
Expedited license
Temporary license

Accounting,
Cosmetology,
Engineering, Nursing,
Physical Therapy,
Psychology, Teaching



Support of Military Families - 2021

Stratton Air National Guard Base, New York

Education and Licensure Assessment Narrative

Public Education:

(This assessment is a comparative analysis using colors to graphically display results for all criteria and categories. The colors are assigned using percentiles, divided into thirds, to provide information about a location's relative position compared to all other Department of the Air Force installations assessed)

- Stratton Air National Guard Base, New York received an overall yellow rating for public education as it fell within the middle 33 percent of all Air Force installations assessed
- The areas with the lowest relative ranking which require additional state/community support include Graduation Rates, Chronic Absenteeism Rate, and Pre-school Availability
- Change from 2019: Stratton Air National Guard Base, New York's overall education rating changed from green to yellow from 2019.

Licensure Portability:

- The State of New York received an overall yellow rating for licensure portability indicating the State statutes (primarily McKinney's Education Law § 6501) contain barriers to licensure and certification portability for military spouses. This assessment was awarded for accepting current certification from all states in the United States for the EMS profession. The State also provides permanent licensure with no supervisory requirements for the Law profession
- Barriers remain for Accounting, Cosmetology, Engineering, Nursing, Physical Therapy, Psychology and Teaching which include "substantially equivalent" requirements. This allows acceptance of another state's license if the requirements for obtaining the license are sufficiently similar to their own State's requirements and precludes acceptance if the requirements are not similar. Additionally, there are barriers for Other Occupations as current statute does not exclude any other occupations from licensure portability burdens
- If you have additional information or recently made changes to your State's licensure statutes, you can send the updated information to SAF.MRR.Workflow@us.af.mil for consideration and potential changes to the assessment
- Change from 2019: Despite new legislation improving the temporary licensing process for the Teaching profession there was no change from the 2019 assessment

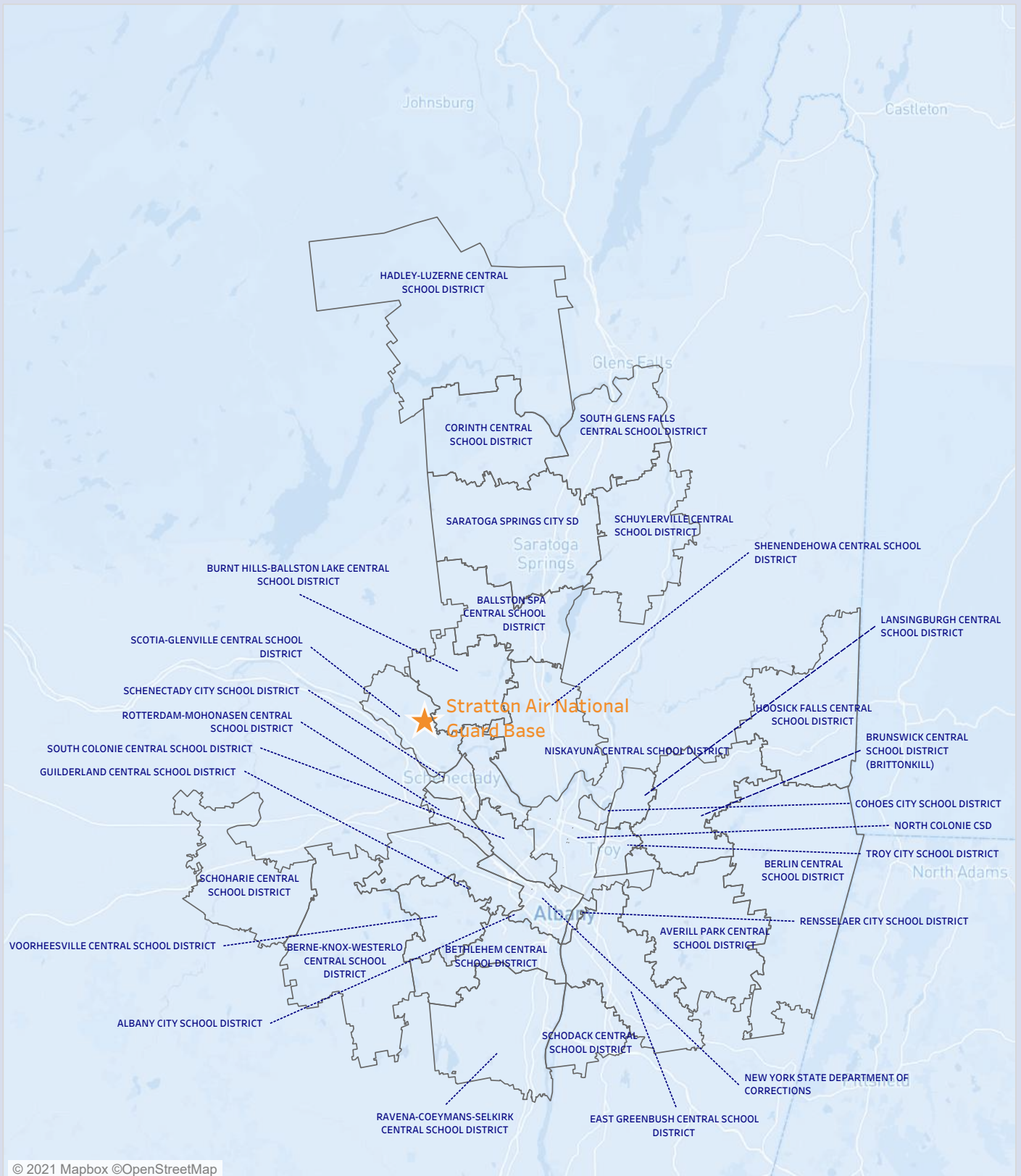
Additional Notes:

- The education assessment cross references zip codes within the Military Housing Area (MHA) with zip codes of schools in the surrounding districts. Those school districts with zip codes that fall within the MHA of an installation are included in the analysis. In some locations, school district composition may have changed slightly due to the use of updated District IDs obtained from the Department of Education
- Graduation rates reflect a 4-year graduation, which was determined to be the expectation of Airmen, Guardians, and their families due to frequency of relocation
- The licensure assessment uses a checklist of licensure rules that states should have, and that they should avoid. For example, having a compact or temporary licensing rule and NOT having supervisory requirements are checklist items that lead to green. The Department of the Air Force reviewed state policies and programs intended to eliminate barriers to license portability for military spouses that were in effect as of 31 Dec. 2021

For additional information on Education and Licensure assessment criteria, methodology and data sources, please see the Support of Military Families Background Information provided at www.af.mil under the Support to Families banner. All questions and feedback should be directed to SAF.MRR.Workflow@us.af.mil.

Stratton Air National Guard Base, New York

School Districts Map



Support of Military Families - 2021

Charlotte Air National Guard Base, North Carolina

Public Education*

2019 2021



KEY: ■ < 33.3% ■ < 66.6% ■ (Percentile):

Academic Performance Criteria

2019 2021



Graduation Rate



Student Learning Rate



School Climate Criteria



Chronic Absenteeism Rate



Suspension Rate



Service Offering Criteria



Pre-Kindergarten Availability



Student to Counselor Ratio



Student to Mental Health Support Ratio



Student to Nurse Ratio



Student to Teacher Ratio

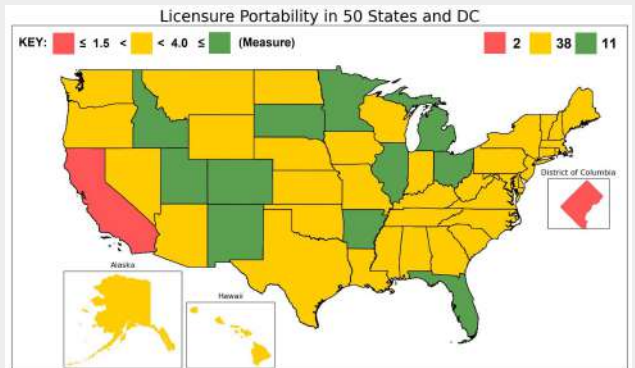


Data Source	Most Recent Survey Time Period Utilized	Date Last Updated
Department of Education - Civil Rights Data Collection District and School Data	SY 2017-2018	October 2020
Department of Education - EDFacts Graduation Rates (District and School Level)	SY 2018-2019	November 2020
Department of Education - National center for Education Statistics Common Core of Data Public Elementary/ Secondary School Universe Survey Data	SY 2019-2020	March 2021
Department of Education - National Center of Education Statistics Common Core of Data (School Search)	SY 2018-19 School Details and Enrollment Characteristics SY 2019-20 School Directory Information	April 2020 July 2020
Center for Education Policy Analysis: Stanford Education Data Archive (SEDA)	SY 2008-2009 through SY 2017-2018	February 2021

* Public Education is Compiled using 60% Academic Performance, 20% School Climate, and 20% Service Offering.

Licensure Portability

2019 2021



Accounting



Cosmetology



EMS



Engineering



Law



Nursing



Physical Therapy



Psychology



Teaching



Other Professions



Data Source	Most Recent Survey Time Period Utilized	Date Last Updated
State Laws, State Executive Orders, State Bar and Supreme Court Rules (Licensure)	Through Dec. 2021	Dec. 31, 2021

Areas Requiring Additional Support

Public Education

PreK



Suspension Rate



Growth Measure



Licensure Language

Profession

Substantial equivalency
Licensure by endorsement
Temporary license

Accounting,
Cosmetology,
Engineering,
Psychology,
Teaching



Support of Military Families - 2021

Charlotte Air National Guard Base, North Carolina

Education and Licensure Assessment Narrative

Public Education:

(This assessment is a comparative analysis using colors to graphically display results for all criteria and categories. The colors are assigned using percentiles, divided into thirds, to provide information about a location's relative position compared to all other Department of the Air Force installations assessed)

- Charlotte Air National Guard Base, North Carolina received an overall red rating for public education as it fell within the bottom 33 percent of all Air Force installations assessed

- The areas with the lowest relative ranking which require additional state/community support include Pre-school Availability, Suspension Rate, and Growth Measure

- Change from 2019: Charlotte Air National Guard Base, North Carolina's overall education rating changed from yellow to red from 2019.

Licensure Portability:

- The State of North Carolina received an overall yellow rating for licensure portability indicating the State statutes (primarily House Bill 1053) contain barriers to licensure and certification portability for military spouses. This assessment was awarded for joining interstate compacts for Nursing and Physical Therapy occupations and providing current certification as a National Registry EMT for the EMS profession, along with providing permanent licensure with no supervisory requirements for the Law profession

- Barriers remain for Accounting, Cosmetology, Engineering, Psychology and Teaching which include a "substantial equivalency" requirements. This assessment is driven by substantial equivalence requirements that allows acceptance of another state's license if the requirements for obtaining the license are sufficiently similar to their own State's requirements and precludes acceptance if the requirements are not similar. Plus, current statute does not exclude any other occupations from licensure portability burdens

- If you have additional information or recently made changes to your State's licensure statutes, you can send the updated information to SAF.MRR.Workflow@us.af.mil for consideration and potential changes to the assessment

- Change from 2019: State statute did improve some requirements and notifications but did not materially change licensure portability, therefore North Carolina's licensure rating did not change from the 2019 assessment

Additional Notes:

- The education assessment cross references zip codes within the Military Housing Area (MHA) with zip codes of schools in the surrounding districts. Those school districts with zip codes that fall within the MHA of an installation are included in the analysis. In some locations, school district composition may have changed slightly due to the use of updated District IDs obtained from the Department of Education

- Graduation rates reflect a 4-year graduation, which was determined to be the expectation of Airmen, Guardians, and their families due to frequency of relocation

- The licensure assessment uses a checklist of licensure rules that states should have, and that they should avoid. For example, having a compact or temporary licensing rule and NOT having supervisory requirements are checklist items that lead to green. The Department of the Air Force reviewed state policies and programs intended to eliminate barriers to license portability for military spouses that were in effect as of 31 Dec. 2021

For additional information on Education and Licensure assessment criteria, methodology and data sources, please see the Support of Military Families Background Information provided at www.af.mil under the Support to Families banner. All questions and feedback should be directed to SAF.MRR.Workflow@us.af.mil.

Charlotte Air National Guard Base, North Carolina

School Districts Map

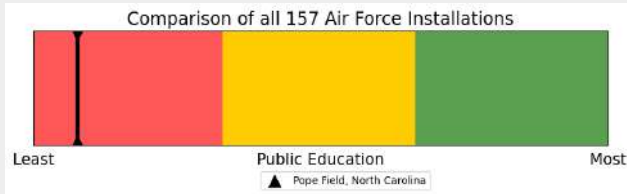


Support of Military Families - 2021

Pope Field, North Carolina

2019 2021

Public Education*



KEY: ■ < 33.3% ■ < 66.6% ■ (Percentile):

2019 2021

Academic Performance Criteria



Graduation Rate



Student Learning Rate



School Climate Criteria



Chronic Absenteeism Rate



Suspension Rate



Service Offering Criteria



Pre-Kindergarten Availability



Student to Counselor Ratio



Student to Mental Health Support Ratio



Student to Nurse Ratio



Student to Teacher Ratio

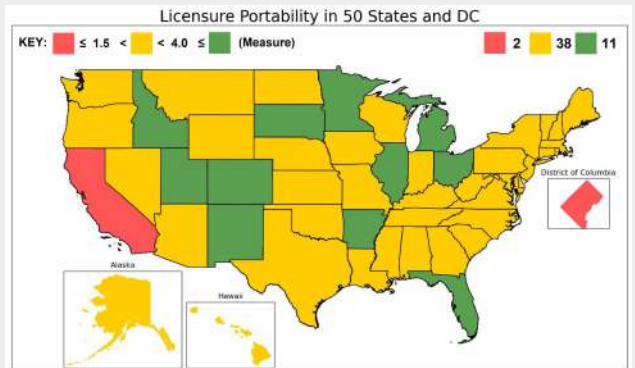


Data Source	Most Recent Survey Time Period Utilized	Date Last Updated
Department of Education - Civil Rights Data Collection District and School Data	SY 2017-2018	October 2020
Department of Education - EDFacts Graduation Rates (District and School Level)	SY 2018-2019	November 2020
Department of Education - National center for Education Statistics Common Core of Data Public Elementary/ Secondary School Universe Survey Data	SY 2019-2020	March 2021
Department of Education - National Center of Education Statistics Common Core of Data (School Search)	SY 2018-19 School Details and Enrollment Characteristics SY 2019-20 School Directory Information	April 2020 July 2020
Center for Education Policy Analysis: Stanford Education Data Archive (SEDA)	SY 2008-2009 through SY 2017-2018	February 2021

* Public Education is Compiled using 60% Academic Performance, 20% School Climate, and 20% Service Offering.

2019 2021

Licensure Portability



2019 2021

Accounting



Cosmetology



EMS



Engineering



Law



Nursing



Physical Therapy



Psychology



Teaching



Other Professions



Data Source	Most Recent Survey Time Period Utilized	Date Last Updated
State Laws, State Executive Orders, State Bar and Supreme Court Rules (Licensure)	Through Dec. 2021	Dec. 31, 2021

Areas Requiring Additional Support

Public Education

Growth Measure



Suspension Rate



Student to Nurse



Licensure Language

Substantial equivalency
Licensure by endorsement
Temporary license

Profession

Accounting,
Cosmetology,
Engineering,
Psychology,
Teaching



Support of Military Families - 2021

Pope Field, North Carolina

Education and Licensure Assessment Narrative

Public Education:

(This assessment is a comparative analysis using colors to graphically display results for all criteria and categories. The colors are assigned using percentiles, divided into thirds, to provide information about a location's relative position compared to all other Department of the Air Force installations assessed)

- Pope Field, North Carolina received an overall red rating for public education as it fell within the bottom 33 percent of all Air Force installations assessed
- The areas with the lowest relative ranking which require additional state/community support include Growth Measure, Suspension Rate, and Student to Nurse Ratio
- Change from 2019: Pope Field, North Carolina's overall education rating did not shift from 2019.

Licensure Portability:

- The State of North Carolina received an overall yellow rating for licensure portability indicating the State statutes (primarily House Bill 1053) contain barriers to licensure and certification portability for military spouses. This assessment was awarded for joining interstate compacts for Nursing and Physical Therapy occupations and providing current certification as a National Registry EMT for the EMS profession, along with providing permanent licensure with no supervisory requirements for the Law profession
- Barriers remain for Accounting, Cosmetology, Engineering, Psychology and Teaching which include a "substantial equivalency" requirements. This assessment is driven by substantial equivalence requirements that allows acceptance of another state's license if the requirements for obtaining the license are sufficiently similar to their own State's requirements and precludes acceptance if the requirements are not similar. Plus, current statute does not exclude any other occupations from licensure portability burdens
- If you have additional information or recently made changes to your State's licensure statutes, you can send the updated information to SAF.MRR.Workflow@us.af.mil for consideration and potential changes to the assessment
- Change from 2019: State statute did improve some requirements and notifications but did not materially change licensure portability, therefore North Carolina's licensure rating did not change from the 2019 assessment

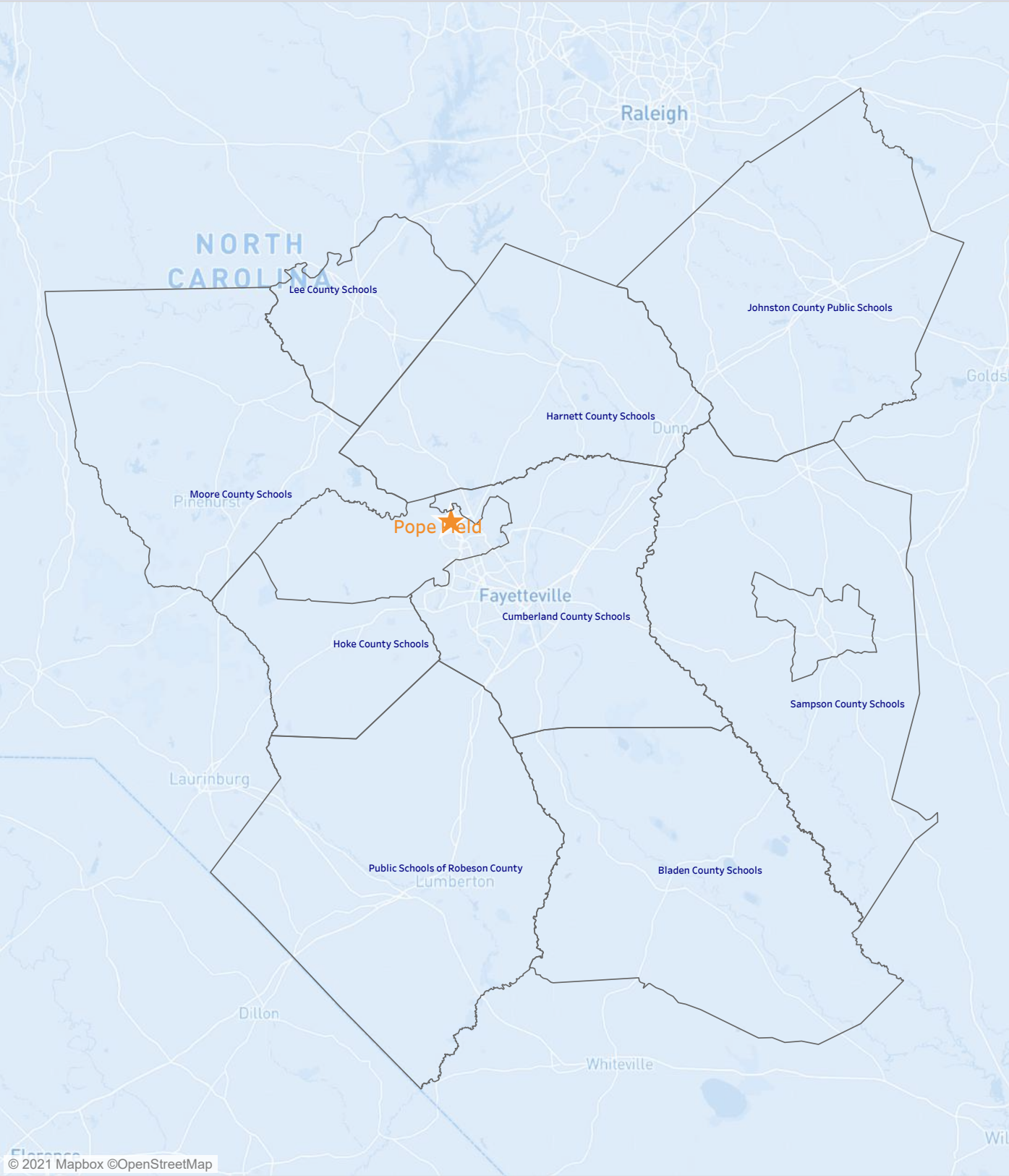
Additional Notes:

- The education assessment cross references zip codes within the Military Housing Area (MHA) with zip codes of schools in the surrounding districts. Those school districts with zip codes that fall within the MHA of an installation are included in the analysis. In some locations, school district composition may have changed slightly due to the use of updated District IDs obtained from the Department of Education
- Graduation rates reflect a 4-year graduation, which was determined to be the expectation of Airmen, Guardians, and their families due to frequency of relocation
- The licensure assessment uses a checklist of licensure rules that states should have, and that they should avoid. For example, having a compact or temporary licensing rule and NOT having supervisory requirements are checklist items that lead to green. The Department of the Air Force reviewed state policies and programs intended to eliminate barriers to license portability for military spouses that were in effect as of 31 Dec. 2021

For additional information on Education and Licensure assessment criteria, methodology and data sources, please see the Support of Military Families Background Information provided at www.af.mil under the Support to Families banner. All questions and feedback should be directed to SAF.MRR.Workflow@us.af.mil.

Pope Field, North Carolina

School Districts Map

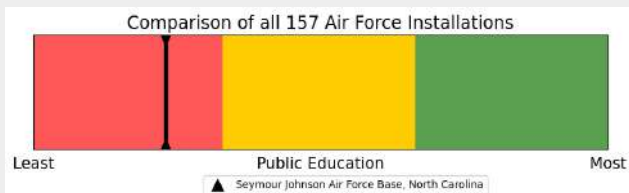


Support of Military Families - 2021

Seymour Johnson Air Force Base, North Carolina

Public Education*

2019 2021



KEY: ■ < 33.3% ■ < 66.6% ■ (Percentile):

Academic Performance Criteria

2019 2021



Graduation Rate



Student Learning Rate



School Climate Criteria



Chronic Absenteeism Rate



Suspension Rate



Service Offering Criteria



Pre-Kindergarten Availability



Student to Counselor Ratio



Student to Mental Health Support Ratio



Student to Nurse Ratio



Student to Teacher Ratio

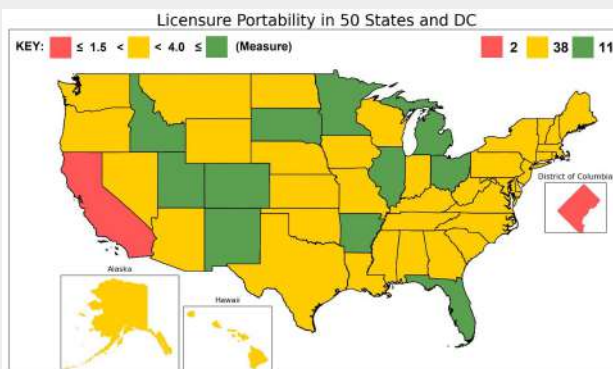


Data Source	Most Recent Survey Time Period Utilized	Date Last Updated
Department of Education - Civil Rights Data Collection District and School Data	SY 2017-2018	October 2020
Department of Education - EDFacts Graduation Rates (District and School Level)	SY 2018-2019	November 2020
Department of Education - National center for Education Statistics Common Core of Data Public Elementary/ Secondary School Universe Survey Data	SY 2019-2020	March 2021
Department of Education - National Center of Education Statistics Common Core of Data (School Search)	SY 2018-19 School Details and Enrollment Characteristics SY 2019-20 School Directory Information	April 2020 July 2020
Center for Education Policy Analysis: Stanford Education Data Archive (SEDA)	SY 2008-2009 through SY 2017-2018	February 2021

* Public Education is Compiled using 60% Academic Performance, 20% School Climate, and 20% Service Offering.

Licensure Portability

2019 2021



Accounting



Cosmetology



EMS



Engineering



Law



Nursing



Physical Therapy



Psychology



Teaching



Other Professions



Data Source	Most Recent Survey Time Period Utilized	Date Last Updated
State Laws, State Executive Orders, State Bar and Supreme Court Rules (Licensure)	Through Dec. 2021	Dec. 31, 2021

Areas Requiring Additional Support

Public Education

Growth Measure



Suspension Rate



Student to Nurse



Licensure Language

Profession

Substantial equivalency
Licensure by endorsement
Temporary license

Accounting,
Cosmetology,
Engineering,
Psychology,
Teaching



Support of Military Families - 2021

Seymour Johnson Air Force Base, North Carolina

Education and Licensure Assessment Narrative

Public Education:

(This assessment is a comparative analysis using colors to graphically display results for all criteria and categories. The colors are assigned using percentiles, divided into thirds, to provide information about a location's relative position compared to all other Department of the Air Force installations assessed)

- Seymour Johnson Air Force Base, North Carolina received an overall red rating for public education as it fell within the bottom 33 percent of all Air Force installations assessed

- The areas with the lowest relative ranking which require additional state/community support include Growth Measure, Suspension Rate, and Student to Nurse Ratio

- Change from 2019: Seymour Johnson Air Force Base, North Carolina's overall education rating did not shift from 2019.

Licensure Portability:

- The State of North Carolina received an overall yellow rating for licensure portability indicating the State statutes (primarily House Bill 1053) contain barriers to licensure and certification portability for military spouses. This assessment was awarded for joining interstate compacts for Nursing and Physical Therapy occupations and providing current certification as a National Registry EMT for the EMS profession, along with providing permanent licensure with no supervisory requirements for the Law profession

- Barriers remain for Accounting, Cosmetology, Engineering, Psychology and Teaching which include a "substantial equivalency" requirements. This assessment is driven by substantial equivalence requirements that allows acceptance of another state's license if the requirements for obtaining the license are sufficiently similar to their own State's requirements and precludes acceptance if the requirements are not similar. Plus, current statute does not exclude any other occupations from licensure portability burdens

- If you have additional information or recently made changes to your State's licensure statutes, you can send the updated information to SAF.MRR.Workflow@us.af.mil for consideration and potential changes to the assessment

- Change from 2019: State statute did improve some requirements and notifications but did not materially change licensure portability, therefore North Carolina's licensure rating did not change from the 2019 assessment

Additional Notes:

- The education assessment cross references zip codes within the Military Housing Area (MHA) with zip codes of schools in the surrounding districts. Those school districts with zip codes that fall within the MHA of an installation are included in the analysis. In some locations, school district composition may have changed slightly due to the use of updated District IDs obtained from the Department of Education

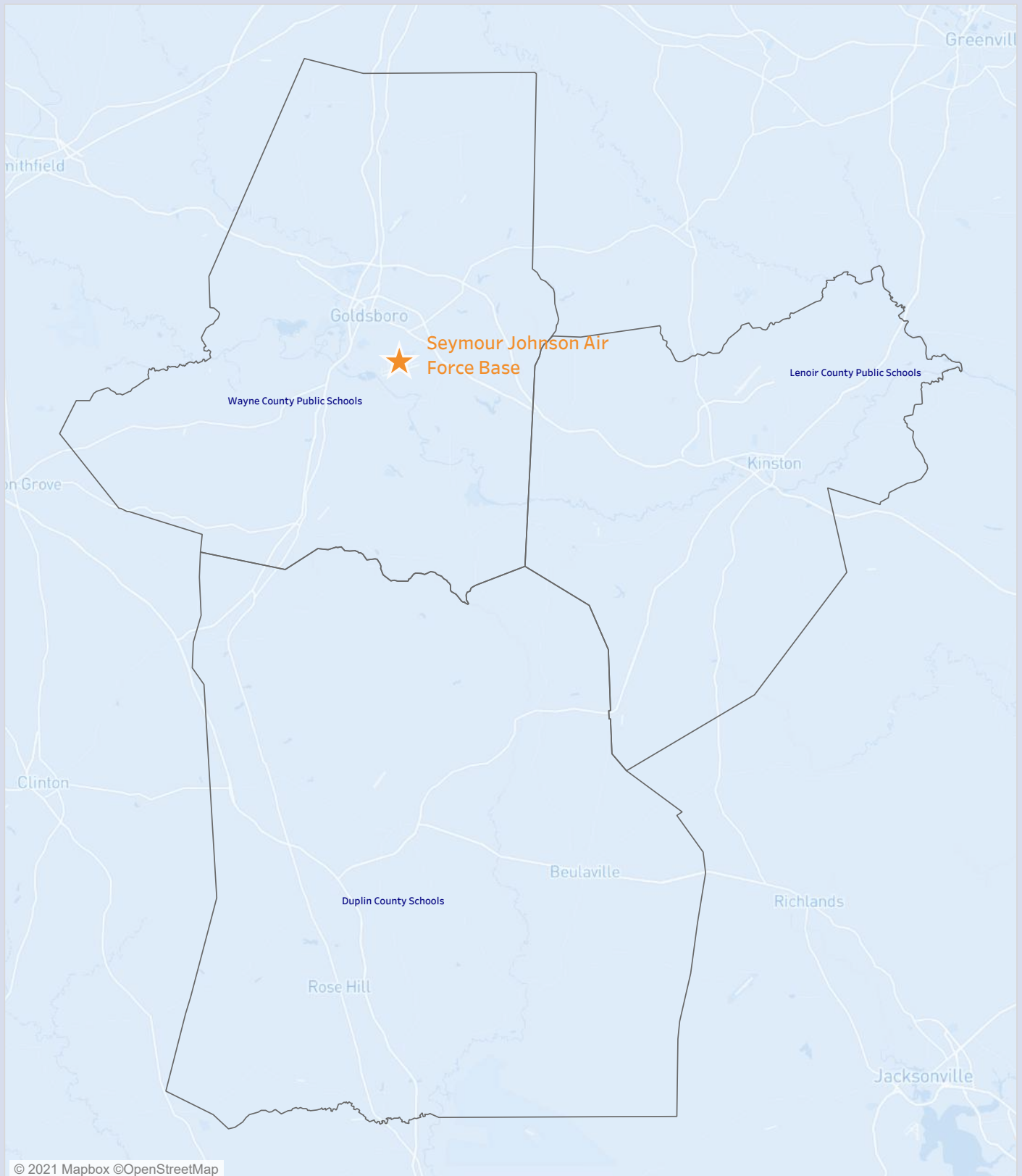
- Graduation rates reflect a 4-year graduation, which was determined to be the expectation of Airmen, Guardians, and their families due to frequency of relocation

- The licensure assessment uses a checklist of licensure rules that states should have, and that they should avoid. For example, having a compact or temporary licensing rule and NOT having supervisory requirements are checklist items that lead to green. The Department of the Air Force reviewed state policies and programs intended to eliminate barriers to license portability for military spouses that were in effect as of 31 Dec. 2021

For additional information on Education and Licensure assessment criteria, methodology and data sources, please see the Support of Military Families Background Information provided at www.af.mil under the Support to Families banner. All questions and feedback should be directed to SAF.MRR.Workflow@us.af.mil.

Seymour Johnson Air Force Base, North Carolina

School Districts Map




Support of Military Families - 2021

Cavalier Space Force Station, North Dakota

Public Education*

2019 2021



KEY: ■ < 33.3% ■ < 66.6% ■ (Percentile):

Academic Performance Criteria

2019 2021



Graduation Rate



Student Learning Rate



School Climate Criteria



Chronic Absenteeism Rate



Suspension Rate



Service Offering Criteria



Pre-Kindergarten Availability



Student to Counselor Ratio



Student to Mental Health Support Ratio



Student to Nurse Ratio



Student to Teacher Ratio

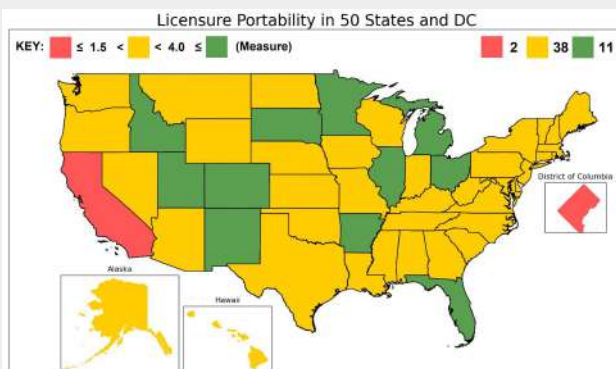


Data Source	Most Recent Survey Time Period Utilized	Date Last Updated
Department of Education - Civil Rights Data Collection District and School Data	SY 2017-2018	October 2020
Department of Education - EDFacts Graduation Rates (District and School Level)	SY 2018-2019	November 2020
Department of Education - National center for Education Statistics Common Core of Data Public Elementary/ Secondary School Universe Survey Data	SY 2019-2020	March 2021
Department of Education - National Center of Education Statistics Common Core of Data (School Search)	SY 2018-19 School Details and Enrollment Characteristics SY 2019-20 School Directory Information	April 2020 July 2020
Center for Education Policy Analysis: Stanford Education Data Archive (SEDA)	SY 2008-2009 through SY 2017-2018	February 2021

* Public Education is Compiled using 60% Academic Performance, 20% School Climate, and 20% Service Offering.

Licensure Portability

2019 2021



Accounting



Cosmetology



EMS



Engineering



Law



Nursing



Physical Therapy



Psychology



Teaching



Other Professions



Data Source	Most Recent Survey Time Period Utilized	Date Last Updated
State Laws, State Executive Orders, State Bar and Supreme Court Rules (Licensure)	Through Dec. 2021	Dec. 31, 2021

Areas Requiring Additional Support

Public Education

Student to Nurse



PreK



Graduation Rates



Licensure Language

Profession

Issue license Temporary license Caveat of active practice 2/4 years before application

Cosmetology, Psychology, Teaching



Support of Military Families - 2021

Cavalier Space Force Station, North Dakota

Education and Licensure Assessment Narrative

Public Education:

(This assessment is a comparative analysis using colors to graphically display results for all criteria and categories. The colors are assigned using percentiles, divided into thirds, to provide information about a location's relative position compared to all other Department of the Air Force installations assessed)

- Cavalier Space Force Station, North Dakota received an overall green rating for public education as it fell within the top 33 percent of all Air Force installations assessed

- The areas with the lowest relative ranking which require additional state/community support include Student to Nurse Ratio, Pre-school Availability, and Graduation Rates

- Change from 2019: Cavalier Space Force Station, North Dakota's overall education rating did not shift from 2019.

Licensure Portability:

- The State of North Dakota received an overall yellow rating for licensure portability indicating the State statutes (primarily NDCC, 43-51-01 and Senate Bill NO. 2175) still contain some barriers to licensure and certification portability for military spouses. Barriers remain for Accounting, Cosmetology, Engineering, Psychology, and Teaching given applicants are required to demonstrate competency in their occupations through methods or standards determined by the respective board. Additionally, there are barriers for Other Occupations as the statute does not exclude any other occupations from licensure portability burdens

- North Dakota did make significant progress in joining interstate compacts for Nursing and Physical Therapy occupations and providing current certification as a National Registry EMT for the EMS profession. Additionally, teachers can begin working immediately under transition to work, and the State provides licensure until military status change with no supervisory requirements for the Law profession. SB 2175 also removed the requirement of an applicant needing "experience in the occupation for at least two of the four years preceding the date of application".

- If you have additional information or recently made changes to your State's licensure statutes, you can send the updated information to SAF.MRR.Workflow@us.af.mil for consideration and potential changes to the assessment

- Change from 2019: While passing SB 2175 and demonstrating progress by removing the requirement for two to four years of experience, North Dakota's overall assessment of yellow did not change since the amendment to the State's statute still provides excessive discretion in allowing boards to determine the criteria for an applicant's competency

Additional Notes:

- The education assessment cross references zip codes within the Military Housing Area (MHA) with zip codes of schools in the surrounding districts. Those school districts with zip codes that fall within the MHA of an installation are included in the analysis. In some locations, school district composition may have changed slightly due to the use of updated District IDs obtained from the Department of Education

- Graduation rates reflect a 4-year graduation, which was determined to be the expectation of Airmen, Guardians, and their families due to frequency of relocation

- The licensure assessment uses a checklist of licensure rules that states should have, and that they should avoid. For example, having a compact or temporary licensing rule and NOT having supervisory requirements are checklist items that lead to green. The Department of the Air Force reviewed state policies and programs intended to eliminate barriers to license portability for military spouses that were in effect as of 31 Dec. 2021

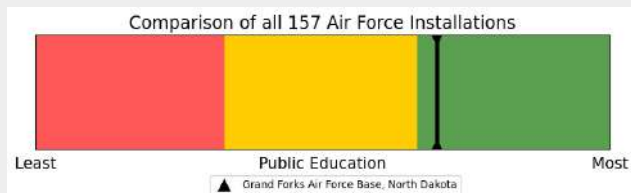
For additional information on Education and Licensure assessment criteria, methodology and data sources, please see the Support of Military Families Background Information provided at www.af.mil under the Support to Families banner. All questions and feedback should be directed to SAF.MRR.Workflow@us.af.mil.

Support of Military Families - 2021

Grand Forks Air Force Base, North Dakota

Public Education*

2019 2021



KEY: ■ < 33.3% ■ < 66.6% ■ (Percentile):

Academic Performance Criteria

2019 2021



Graduation Rate



Student Learning Rate



School Climate Criteria



Chronic Absenteeism Rate



Suspension Rate



Service Offering Criteria



Pre-Kindergarten Availability



Student to Counselor Ratio



Student to Mental Health Support Ratio



Student to Nurse Ratio



Student to Teacher Ratio



Data Source	Most Recent Survey Time Period Utilized	Date Last Updated
Department of Education - Civil Rights Data Collection District and School Data	SY 2017-2018	October 2020
Department of Education - EDFacts Graduation Rates (District and School Level)	SY 2018-2019	November 2020
Department of Education - National center for Education Statistics Common Core of Data Public Elementary/ Secondary School Universe Survey Data	SY 2019-2020	March 2021
Department of Education - National Center of Education Statistics Common Core of Data (School Search)	SY 2018-19 School Details and Enrollment Characteristics SY 2019-20 School Directory Information	April 2020 July 2020
Center for Education Policy Analysis: Stanford Education Data Archive (SEDA)	SY 2008-2009 through SY 2017-2018	February 2021

* Public Education is Compiled using 60% Academic Performance, 20% School Climate, and 20% Service Offering.

Licensure Portability

2019 2021



Accounting



Cosmetology



EMS



Engineering



Law



Nursing



Physical Therapy



Psychology



Teaching



Other Professions



Data Source	Most Recent Survey Time Period Utilized	Date Last Updated
State Laws, State Executive Orders, State Bar and Supreme Court Rules (Licensure)	Through Dec. 2021	Dec. 31, 2021

Areas Requiring Additional Support

Public Education

PreK



Growth Measure



Student to Nurse



Licensure Language

Profession

Issue license Temporary license Caveat of active practice 2/4 years before application

Cosmetology, Psychology, Teaching



Support of Military Families - 2021

Grand Forks Air Force Base, North Dakota

Education and Licensure Assessment Narrative

Public Education:

(This assessment is a comparative analysis using colors to graphically display results for all criteria and categories. The colors are assigned using percentiles, divided into thirds, to provide information about a location's relative position compared to all other Department of the Air Force installations assessed)

- Grand Forks Air Force Base, North Dakota received an overall green rating for public education as it fell within the top 33 percent of all Air Force installations assessed

- The areas with the lowest relative ranking which require additional state/community support include Pre-school Availability, Growth Measure, and Student to Nurse Ratio

- Change from 2019: Grand Forks Air Force Base, North Dakota's overall education rating did not shift from 2019.

Licensure Portability:

- The State of North Dakota received an overall yellow rating for licensure portability indicating the State statutes (primarily NDCC, 43-51-01 and Senate Bill NO. 2175) still contain some barriers to licensure and certification portability for military spouses. Barriers remain for Accounting, Cosmetology, Engineering, Psychology, and Teaching given applicants are required to demonstrate competency in their occupations through methods or standards determined by the respective board. Additionally, there are barriers for Other Occupations as the statute does not exclude any other occupations from licensure portability burdens

- North Dakota did make significant progress in joining interstate compacts for Nursing and Physical Therapy occupations and providing current certification as a National Registry EMT for the EMS profession. Additionally, teachers can begin working immediately under transition to work, and the State provides licensure until military status change with no supervisory requirements for the Law profession. SB 2175 also removed the requirement of an applicant needing "experience in the occupation for at least two of the four years preceding the date of application".

- If you have additional information or recently made changes to your State's licensure statutes, you can send the updated information to SAF.MRR.Workflow@us.af.mil for consideration and potential changes to the assessment

- Change from 2019: While passing SB 2175 and demonstrating progress by removing the requirement for two to four years of experience, North Dakota's overall assessment of yellow did not change since the amendment to the State's statute still provides excessive discretion in allowing boards to determine the criteria for an applicant's competency

Additional Notes:

- The education assessment cross references zip codes within the Military Housing Area (MHA) with zip codes of schools in the surrounding districts. Those school districts with zip codes that fall within the MHA of an installation are included in the analysis. In some locations, school district composition may have changed slightly due to the use of updated District IDs obtained from the Department of Education

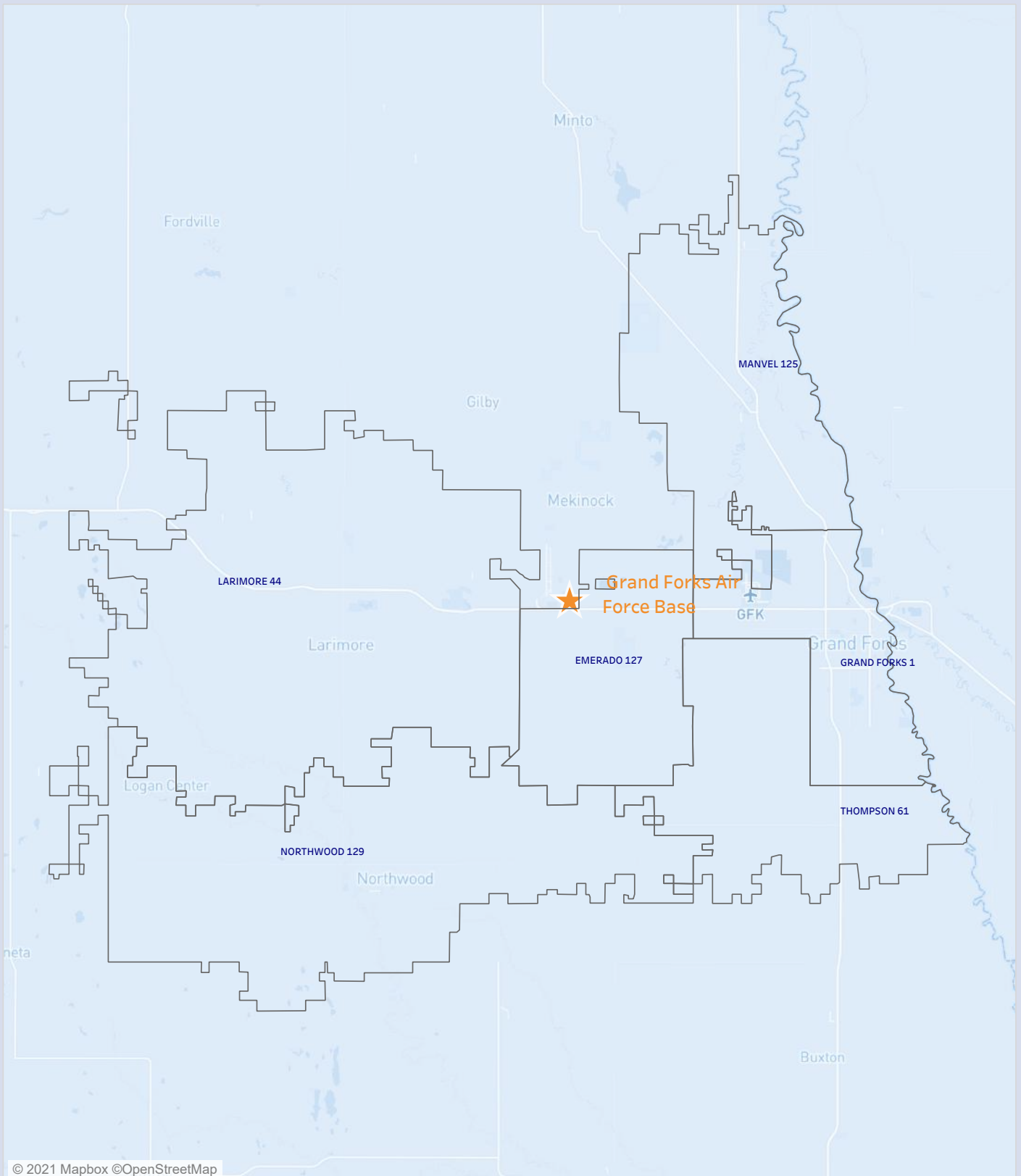
- Graduation rates reflect a 4-year graduation, which was determined to be the expectation of Airmen, Guardians, and their families due to frequency of relocation

- The licensure assessment uses a checklist of licensure rules that states should have, and that they should avoid. For example, having a compact or temporary licensing rule and NOT having supervisory requirements are checklist items that lead to green. The Department of the Air Force reviewed state policies and programs intended to eliminate barriers to license portability for military spouses that were in effect as of 31 Dec. 2021

For additional information on Education and Licensure assessment criteria, methodology and data sources, please see the Support of Military Families Background Information provided at www.af.mil under the Support to Families banner. All questions and feedback should be directed to SAF.MRR.Workflow@us.af.mil.

Grand Forks Air Force Base, North Dakota

School Districts Map

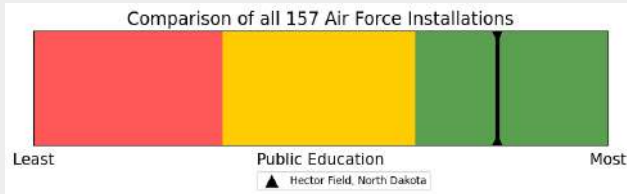


Support of Military Families - 2021

Hector Field, North Dakota

Public Education*

2019 2021



KEY: ■ < 33.3% ■ < 66.6% ■ (Percentile):

Academic Performance Criteria

2019 2021



Graduation Rate



Student Learning Rate



School Climate Criteria

2019 2021



Chronic Absenteeism Rate



Suspension Rate



Service Offering Criteria

2019 2021



Pre-Kindergarten Availability



Student to Counselor Ratio



Student to Mental Health Support Ratio



Student to Nurse Ratio



Student to Teacher Ratio

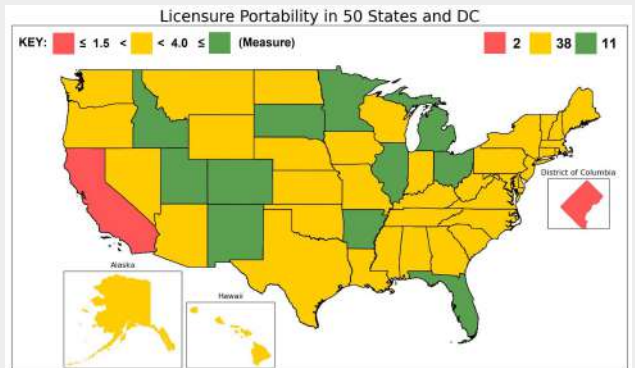


Data Source	Most Recent Survey Time Period Utilized	Date Last Updated
Department of Education - Civil Rights Data Collection District and School Data	SY 2017-2018	October 2020
Department of Education - EDFacts Graduation Rates (District and School Level)	SY 2018-2019	November 2020
Department of Education - National center for Education Statistics Common Core of Data Public Elementary/ Secondary School Universe Survey Data	SY 2019-2020	March 2021
Department of Education - National Center of Education Statistics Common Core of Data (School Search)	SY 2018-19 School Details and Enrollment Characteristics SY 2019-20 School Directory Information	April 2020 July 2020
Center for Education Policy Analysis: Stanford Education Data Archive (SEDA)	SY 2008-2009 through SY 2017-2018	February 2021

* Public Education is Compiled using 60% Academic Performance, 20% School Climate, and 20% Service Offering.

Licensure Portability

2019 2021



Accounting



Cosmetology



EMS



Engineering



Law



Nursing



Physical Therapy



Psychology



Teaching



Other Professions



Data Source	Most Recent Survey Time Period Utilized	Date Last Updated
State Laws, State Executive Orders, State Bar and Supreme Court Rules (Licensure)	Through Dec. 2021	Dec. 31, 2021

Areas Requiring Additional Support

Public Education

PreK



Student to Nurse



Graduation Rates



Licensure Language

Profession

Issue license Temporary license Caveat of active practice 2/4 years before application

Cosmetology, Psychology, Teaching



Support of Military Families - 2021

Hector Field, North Dakota

Education and Licensure Assessment Narrative

Public Education:

(This assessment is a comparative analysis using colors to graphically display results for all criteria and categories. The colors are assigned using percentiles, divided into thirds, to provide information about a location's relative position compared to all other Department of the Air Force installations assessed)

- Hector Field, North Dakota received an overall green rating for public education as it fell within the top 33 percent of all Air Force installations assessed
- The areas with the lowest relative ranking which require additional state/community support include Pre-school Availability, Student to Nurse Ratio, and Graduation Rates
- Change from 2019: Hector Field, North Dakota's overall education rating did not shift from 2019.

Licensure Portability:

- The State of North Dakota received an overall yellow rating for licensure portability indicating the State statutes (primarily NDCC, 43-51-01 and Senate Bill NO. 2175) still contain some barriers to licensure and certification portability for military spouses. Barriers remain for Accounting, Cosmetology, Engineering, Psychology, and Teaching given applicants are required to demonstrate competency in their occupations through methods or standards determined by the respective board. Additionally, there are barriers for Other Occupations as the statute does not exclude any other occupations from licensure portability burdens
- North Dakota did make significant progress in joining interstate compacts for Nursing and Physical Therapy occupations and providing current certification as a National Registry EMT for the EMS profession. Additionally, teachers can begin working immediately under transition to work, and the State provides licensure until military status change with no supervisory requirements for the Law profession. SB 2175 also removed the requirement of an applicant needing "experience in the occupation for at least two of the four years preceding the date of application".
- If you have additional information or recently made changes to your State's licensure statutes, you can send the updated information to SAF.MRR.Workflow@us.af.mil for consideration and potential changes to the assessment
- Change from 2019: While passing SB 2175 and demonstrating progress by removing the requirement for two to four years of experience, North Dakota's overall assessment of yellow did not change since the amendment to the State's statute still provides excessive discretion in allowing boards to determine the criteria for an applicant's competency

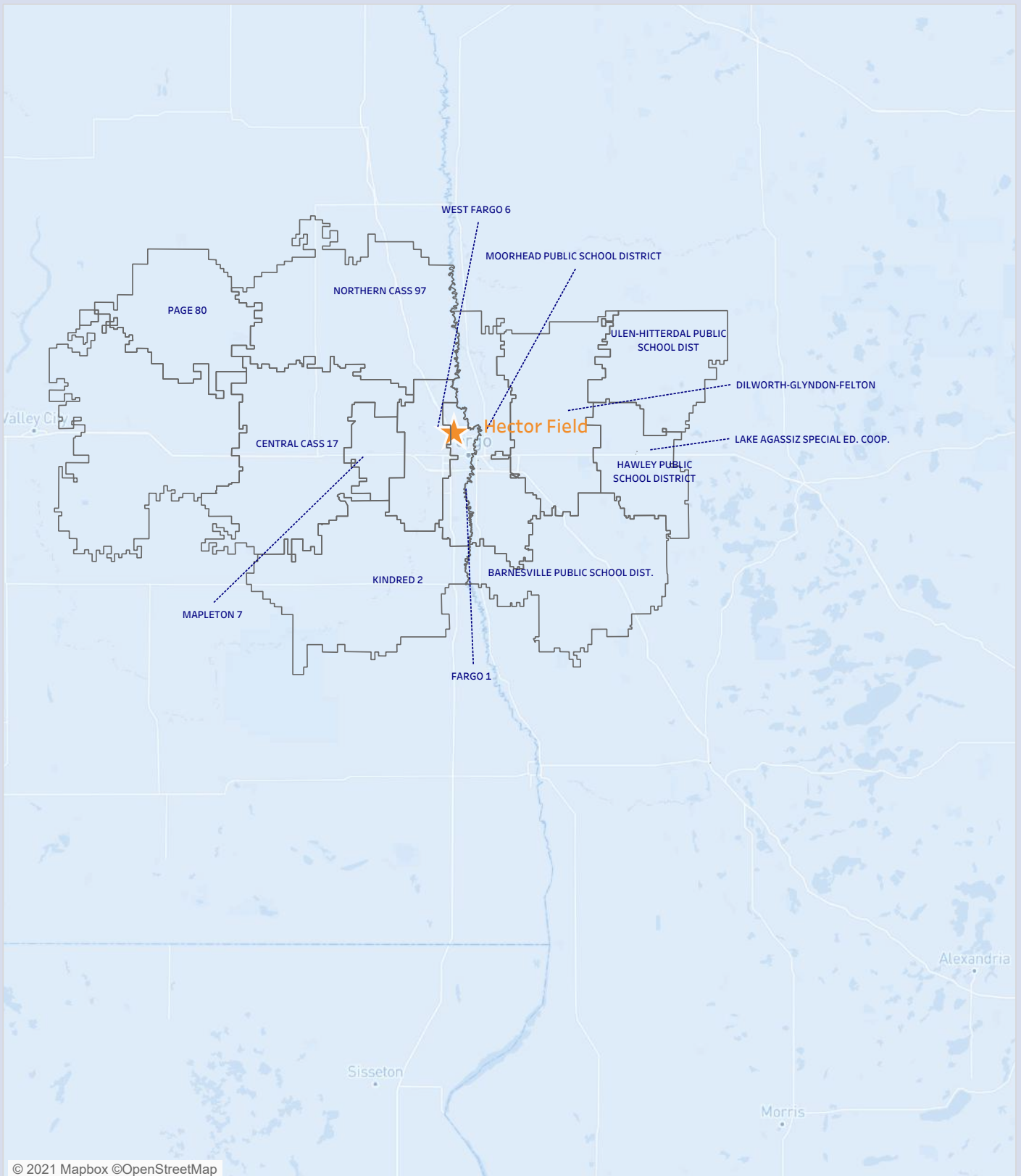
Additional Notes:

- The education assessment cross references zip codes within the Military Housing Area (MHA) with zip codes of schools in the surrounding districts. Those school districts with zip codes that fall within the MHA of an installation are included in the analysis. In some locations, school district composition may have changed slightly due to the use of updated District IDs obtained from the Department of Education
- Graduation rates reflect a 4-year graduation, which was determined to be the expectation of Airmen, Guardians, and their families due to frequency of relocation
- The licensure assessment uses a checklist of licensure rules that states should have, and that they should avoid. For example, having a compact or temporary licensing rule and NOT having supervisory requirements are checklist items that lead to green. The Department of the Air Force reviewed state policies and programs intended to eliminate barriers to license portability for military spouses that were in effect as of 31 Dec. 2021

For additional information on Education and Licensure assessment criteria, methodology and data sources, please see the Support of Military Families Background Information provided at www.af.mil under the Support to Families banner. All questions and feedback should be directed to SAF.MRR.Workflow@us.af.mil.

Hector Field, North Dakota

School Districts Map

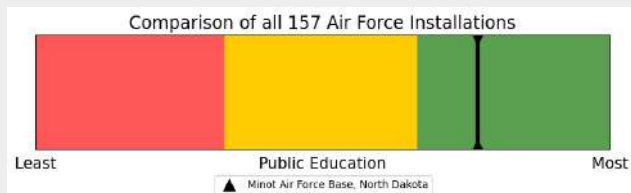


Support of Military Families - 2021

Minot Air Force Base, North Dakota

Public Education*

2019 2021



KEY: ■ < 33.3% ■ < 66.6% ■ (Percentile):

Academic Performance Criteria

2019 2021



Graduation Rate



Student Learning Rate



School Climate Criteria



Chronic Absenteeism Rate



Suspension Rate



Service Offering Criteria



Pre-Kindergarten Availability



Student to Counselor Ratio



Student to Mental Health Support Ratio



Student to Nurse Ratio



Student to Teacher Ratio



Data Source	Most Recent Survey Time Period Utilized	Date Last Updated
Department of Education - Civil Rights Data Collection District and School Data	SY 2017-2018	October 2020
Department of Education - EDFacts Graduation Rates (District and School Level)	SY 2018-2019	November 2020
Department of Education - National center for Education Statistics Common Core of Data Public Elementary/ Secondary School Universe Survey Data	SY 2019-2020	March 2021
Department of Education - National Center of Education Statistics Common Core of Data (School Search)	SY 2018-19 School Details and Enrollment Characteristics SY 2019-20 School Directory Information	April 2020 July 2020
Center for Education Policy Analysis: Stanford Education Data Archive (SEDA)	SY 2008-2009 through SY 2017-2018	February 2021

* Public Education is Compiled using 60% Academic Performance, 20% School Climate, and 20% Service Offering.

Licensure Portability

2019 2021



Accounting



Cosmetology



EMS



Engineering



Law



Nursing



Physical Therapy



Psychology



Teaching



Other Professions



Data Source	Most Recent Survey Time Period Utilized	Date Last Updated
State Laws, State Executive Orders, State Bar and Supreme Court Rules (Licensure)	Through Dec. 2021	Dec. 31, 2021

Areas Requiring Additional Support

Public Education

PreK



Student to Nurse



Mental Health Support



Licensure Language

Issue license Temporary license Caveat of active practice 2/4 years before application

Profession

Cosmetology, Psychology, Teaching



Support of Military Families - 2021

Minot Air Force Base, North Dakota

Education and Licensure Assessment Narrative

Public Education:

(This assessment is a comparative analysis using colors to graphically display results for all criteria and categories. The colors are assigned using percentiles, divided into thirds, to provide information about a location's relative position compared to all other Department of the Air Force installations assessed)

- Minot Air Force Base, North Dakota received an overall green rating for public education as it fell within the top 33 percent of all Air Force installations assessed
- The areas with the lowest relative ranking which require additional state/community support include Pre-school Availability, Student to Nurse Ratio, and Student to Mental Health Professional Ratio
- Change from 2019: Minot Air Force Base, North Dakota's overall education rating did not shift from 2019.

Licensure Portability:

- The State of North Dakota received an overall yellow rating for licensure portability indicating the State statutes (primarily NDCC, 43-51-01 and Senate Bill NO. 2175) still contain some barriers to licensure and certification portability for military spouses. Barriers remain for Accounting, Cosmetology, Engineering, Psychology, and Teaching given applicants are required to demonstrate competency in their occupations through methods or standards determined by the respective board. Additionally, there are barriers for Other Occupations as the statute does not exclude any other occupations from licensure portability burdens
- North Dakota did make significant progress in joining interstate compacts for Nursing and Physical Therapy occupations and providing current certification as a National Registry EMT for the EMS profession. Additionally, teachers can begin working immediately under transition to work, and the State provides licensure until military status change with no supervisory requirements for the Law profession. SB 2175 also removed the requirement of an applicant needing "experience in the occupation for at least two of the four years preceding the date of application".
- If you have additional information or recently made changes to your State's licensure statutes, you can send the updated information to SAF.MRR.Workflow@us.af.mil for consideration and potential changes to the assessment
- Change from 2019: While passing SB 2175 and demonstrating progress by removing the requirement for two to four years of experience, North Dakota's overall assessment of yellow did not change since the amendment to the State's statute still provides excessive discretion in allowing boards to determine the criteria for an applicant's competency

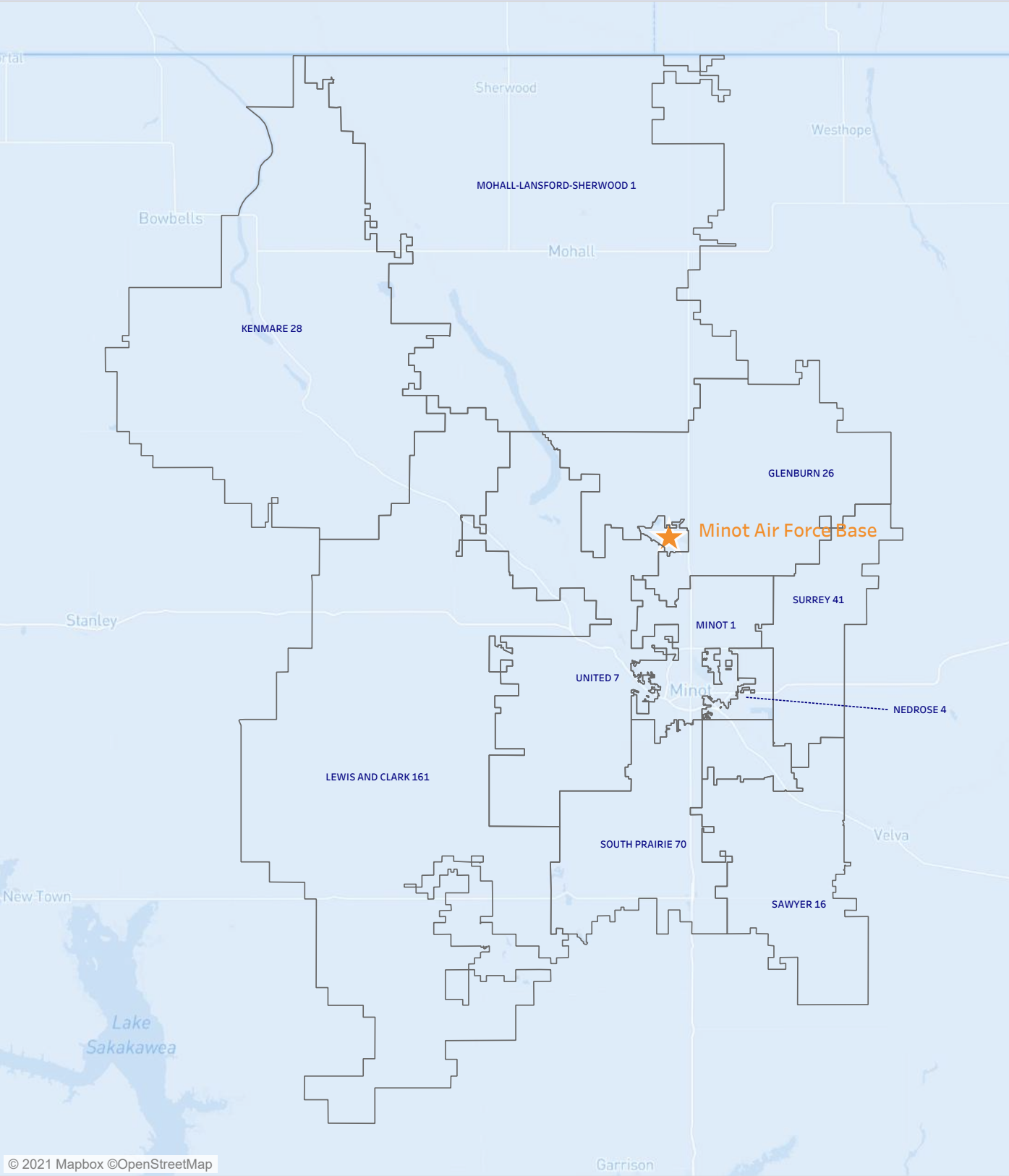
Additional Notes:

- The education assessment cross references zip codes within the Military Housing Area (MHA) with zip codes of schools in the surrounding districts. Those school districts with zip codes that fall within the MHA of an installation are included in the analysis. In some locations, school district composition may have changed slightly due to the use of updated District IDs obtained from the Department of Education
- Graduation rates reflect a 4-year graduation, which was determined to be the expectation of Airmen, Guardians, and their families due to frequency of relocation
- The licensure assessment uses a checklist of licensure rules that states should have, and that they should avoid. For example, having a compact or temporary licensing rule and NOT having supervisory requirements are checklist items that lead to green. The Department of the Air Force reviewed state policies and programs intended to eliminate barriers to license portability for military spouses that were in effect as of 31 Dec. 2021

For additional information on Education and Licensure assessment criteria, methodology and data sources, please see the Support of Military Families Background Information provided at www.af.mil under the Support to Families banner. All questions and feedback should be directed to SAF.MRR.Workflow@us.af.mil.

Minot Air Force Base, North Dakota

School Districts Map



Support of Military Families - 2021

Mansfield Lahm Air National Guard Base, Ohio

Public Education*

2019 2021



KEY: ■ < 33.3% ≤ ■ < 66.6% ≤ ■ (Percentile):

Academic Performance Criteria

2019 2021



Graduation Rate



Student Learning Rate



School Climate Criteria



Chronic Absenteeism Rate



Suspension Rate



Service Offering Criteria



Pre-Kindergarten Availability



Student to Counselor Ratio



Student to Mental Health Support Ratio



Student to Nurse Ratio



Student to Teacher Ratio

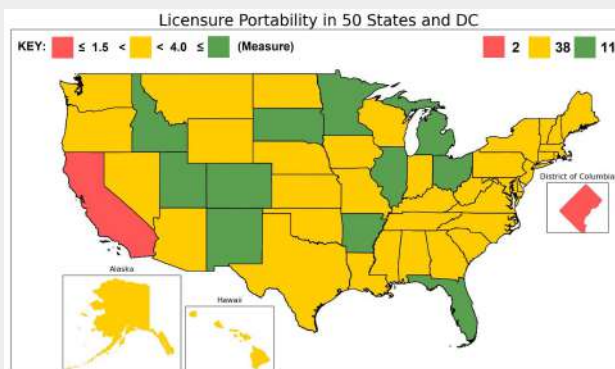


Data Source	Most Recent Survey Time Period Utilized	Date Last Updated
Department of Education - Civil Rights Data Collection District and School Data	SY 2017-2018	October 2020
Department of Education - EDFacts Graduation Rates (District and School Level)	SY 2018-2019	November 2020
Department of Education - National center for Education Statistics Common Core of Data Public Elementary/ Secondary School Universe Survey Data	SY 2019-2020	March 2021
Department of Education - National Center of Education Statistics Common Core of Data (School Search)	SY 2018-19 School Details and Enrollment Characteristics SY 2019-20 School Directory Information	April 2020 July 2020
Center for Education Policy Analysis: Stanford Education Data Archive (SEDA)	SY 2008-2009 through SY 2017-2018	February 2021

* Public Education is Compiled using 60% Academic Performance, 20% School Climate, and 20% Service Offering.

Licensure Portability

2019 2021



Accounting



Cosmetology



EMS



Engineering



Law



Nursing



Physical Therapy



Psychology



Teaching



Other Professions



Data Source	Most Recent Survey Time Period Utilized	Date Last Updated
State Laws, State Executive Orders, State Bar and Supreme Court Rules (Licensure)	Through Dec. 2021	Dec. 31, 2021

Areas Requiring Additional Support

Public Education

PreK



Student to Counselor



Graduation Rates



Support of Military Families - 2021

Mansfield Lahm Air National Guard Base, Ohio

Education and Licensure Assessment Narrative

Public Education:

(This assessment is a comparative analysis using colors to graphically display results for all criteria and categories. The colors are assigned using percentiles, divided into thirds, to provide information about a location's relative position compared to all other Department of the Air Force installations assessed)

- Mansfield Lahm Air National Guard Base, Ohio received an overall yellow rating for public education as it fell within the middle 33 percent of all Air Force installations assessed
- The areas with the lowest relative ranking which require additional state/community support include Pre-school Availability, Student to Counselor Ratio, and Graduation Rates
- Change from 2019: Mansfield Lahm Air National Guard Base, Ohio's overall education rating did not shift from 2019.

Licensure Portability:

- The State of Ohio received an overall green rating for licensure portability indicating the State statutes (primarily SB 7) are effective in removing barriers to licensure and certification portability. Military spouses can easily transfer professional licenses and certificates from other states and sustain their careers. Licensing entities in Ohio are required to grant licensure, temporary or regular, to military spouses holding an occupational license in good standing with a similar scope of practice. Also, providing permanent licensure with no supervisory requirements for the Law profession removed barriers for military spouses as did not excluding any other occupations from licensure portability. All occupations in Ohio were assessed green
- If you have additional information or recently made changes to your State's licensure statutes, you can send the updated information to SAF.MRR.Workflow@us.af.mil for consideration and potential changes to the assessment
- Change from 2019: Ohio improved to a green assessment by joining multiple compacts (specifically the Physical Therapy Licensure Compact) and by updating the temporary licensing process (S.B. 7) to require ("shall") licensing authorities to issue and expedite military spouse licenses as opposed to permitting the agency's discretion ("may")

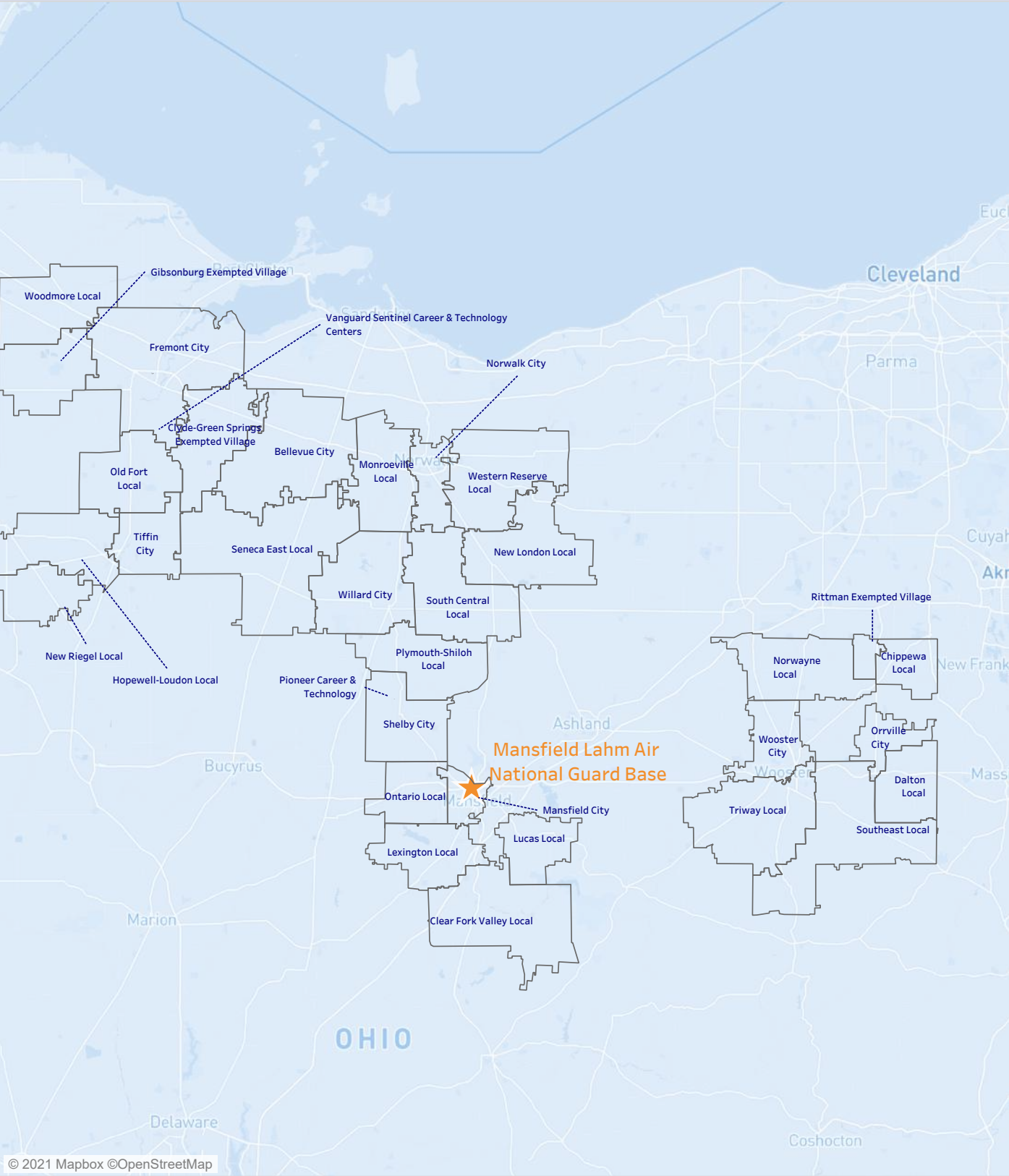
Additional Notes:

- The education assessment cross references zip codes within the Military Housing Area (MHA) with zip codes of schools in the surrounding districts. Those school districts with zip codes that fall within the MHA of an installation are included in the analysis. In some locations, school district composition may have changed slightly due to the use of updated District IDs obtained from the Department of Education
- Graduation rates reflect a 4-year graduation, which was determined to be the expectation of Airmen, Guardians, and their families due to frequency of relocation
- The licensure assessment uses a checklist of licensure rules that states should have, and that they should avoid. For example, having a compact or temporary licensing rule and NOT having supervisory requirements are checklist items that lead to green. The Department of the Air Force reviewed state policies and programs intended to eliminate barriers to license portability for military spouses that were in effect as of 31 Dec. 2021

For additional information on Education and Licensure assessment criteria, methodology and data sources, please see the Support of Military Families Background Information provided at www.af.mil under the Support to Families banner. All questions and feedback should be directed to SAF.MRR.Workflow@us.af.mil.

Mansfield Lahm Air National Guard Base, Ohio

School Districts Map



Support of Military Families - 2021

Rickenbacker Air National Guard Base, Ohio

Public Education*

2019 2021



KEY: ■ < 33.3% ■ < 66.6% ■ (Percentile):

Academic Performance Criteria

2019 2021



Graduation Rate



Student Learning Rate



School Climate Criteria



Chronic Absenteeism Rate



Suspension Rate



Service Offering Criteria



Pre-Kindergarten Availability



Student to Counselor Ratio



Student to Mental Health Support Ratio



Student to Nurse Ratio



Student to Teacher Ratio



Data Source	Most Recent Survey Time Period Utilized	Date Last Updated
Department of Education - Civil Rights Data Collection District and School Data	SY 2017-2018	October 2020
Department of Education - EDFacts Graduation Rates (District and School Level)	SY 2018-2019	November 2020
Department of Education - National center for Education Statistics Common Core of Data Public Elementary/ Secondary School Universe Survey Data	SY 2019-2020	March 2021
Department of Education - National Center of Education Statistics Common Core of Data (School Search)	SY 2018-19 School Details and Enrollment Characteristics SY 2019-20 School Directory Information	April 2020 July 2020
Center for Education Policy Analysis: Stanford Education Data Archive (SEDA)	SY 2008-2009 through SY 2017-2018	February 2021

* Public Education is Compiled using 60% Academic Performance, 20% School Climate, and 20% Service Offering.

Licensure Portability

2019 2021



Accounting



Cosmetology



EMS



Engineering



Law



Nursing



Physical Therapy



Psychology



Teaching



Other Professions



Data Source	Most Recent Survey Time Period Utilized	Date Last Updated
State Laws, State Executive Orders, State Bar and Supreme Court Rules (Licensure)	Through Dec. 2021	Dec. 31, 2021

Areas Requiring Additional Support

Public Education

Student to Counselor



Student to Teacher



PreK



Support of Military Families - 2021

Rickenbacker Air National Guard Base, Ohio

Education and Licensure Assessment Narrative

Public Education:

(This assessment is a comparative analysis using colors to graphically display results for all criteria and categories. The colors are assigned using percentiles, divided into thirds, to provide information about a location's relative position compared to all other Department of the Air Force installations assessed)

- Rickenbacker Air National Guard Base, Ohio received an overall red rating for public education as it fell within the bottom 33 percent of all Air Force installations assessed

- The areas with the lowest relative ranking which require additional state/community support include Student to Counselor Ratio, Student to Teacher Ratio, and Pre-school Availability

- Change from 2019: Rickenbacker Air National Guard Base, Ohio's overall education rating changed from yellow to red from 2019.

Licensure Portability:

- The State of Ohio received an overall green rating for licensure portability indicating the State statutes (primarily SB 7) are effective in removing barriers to licensure and certification portability. Military spouses can easily transfer professional licenses and certificates from other states and sustain their careers. Licensing entities in Ohio are required to grant licensure, temporary or regular, to military spouses holding an occupational license in good standing with a similar scope of practice. Also, providing permanent licensure with no supervisory requirements for the Law profession removed barriers for military spouses as did not excluding any other occupations from licensure portability. All occupations in Ohio were assessed green

- If you have additional information or recently made changes to your State's licensure statutes, you can send the updated information to SAF.MRR.Workflow@us.af.mil for consideration and potential changes to the assessment

- Change from 2019: Ohio improved to a green assessment by joining multiple compacts (specifically the Physical Therapy Licensure Compact) and by updating the temporary licensing process (S.B. 7) to require ("shall") licensing authorities to issue and expedite military spouse licenses as opposed to permitting the agency's discretion ("may")

Additional Notes:

- The education assessment cross references zip codes within the Military Housing Area (MHA) with zip codes of schools in the surrounding districts. Those school districts with zip codes that fall within the MHA of an installation are included in the analysis. In some locations, school district composition may have changed slightly due to the use of updated District IDs obtained from the Department of Education

- Graduation rates reflect a 4-year graduation, which was determined to be the expectation of Airmen, Guardians, and their families due to frequency of relocation

- The licensure assessment uses a checklist of licensure rules that states should have, and that they should avoid. For example, having a compact or temporary licensing rule and NOT having supervisory requirements are checklist items that lead to green. The Department of the Air Force reviewed state policies and programs intended to eliminate barriers to license portability for military spouses that were in effect as of 31 Dec. 2021

For additional information on Education and Licensure assessment criteria, methodology and data sources, please see the Support of Military Families Background Information provided at www.af.mil under the Support to Families banner. All questions and feedback should be directed to SAF.MRR.Workflow@us.af.mil.

Rickenbacker Air National Guard Base, Ohio

School Districts Map



Support of Military Families - 2021

Springfield-Beckley Air National Guard Base, Ohio

Public Education*

2019 2021



KEY: ■ < 33.3% ■ < 66.6% ■ (Percentile):

Academic Performance Criteria

2019 2021



Graduation Rate



Student Learning Rate



School Climate Criteria



Chronic Absenteeism Rate



Suspension Rate



Service Offering Criteria



Pre-Kindergarten Availability



Student to Counselor Ratio



Student to Mental Health Support Ratio



Student to Nurse Ratio



Student to Teacher Ratio

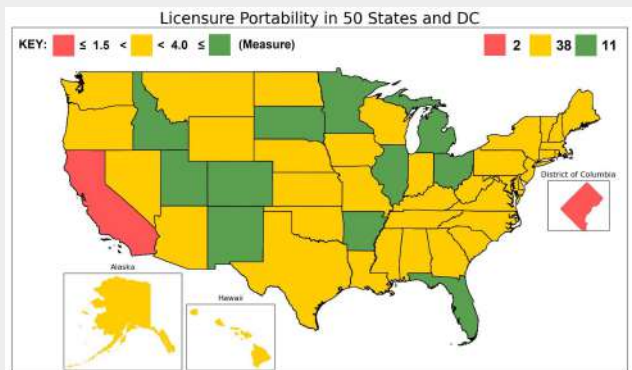


Data Source	Most Recent Survey Time Period Utilized	Date Last Updated
Department of Education - Civil Rights Data Collection District and School Data	SY 2017-2018	October 2020
Department of Education - EDFacts Graduation Rates (District and School Level)	SY 2018-2019	November 2020
Department of Education - National center for Education Statistics Common Core of Data Public Elementary/ Secondary School Universe Survey Data	SY 2019-2020	March 2021
Department of Education - National Center of Education Statistics Common Core of Data (School Search)	SY 2018-19 School Details and Enrollment Characteristics SY 2019-20 School Directory Information	April 2020 July 2020
Center for Education Policy Analysis: Stanford Education Data Archive (SEDA)	SY 2008-2009 through SY 2017-2018	February 2021

* Public Education is Compiled using 60% Academic Performance, 20% School Climate, and 20% Service Offering.

Licensure Portability

2019 2021



Accounting



Cosmetology



EMS



Engineering



Law



Nursing



Physical Therapy



Psychology



Teaching



Other Professions



Data Source	Most Recent Survey Time Period Utilized	Date Last Updated
State Laws, State Executive Orders, State Bar and Supreme Court Rules (Licensure)	Through Dec. 2021	Dec. 31, 2021

Areas Requiring Additional Support

Public Education

Graduation Rates



Chronic Absenteeism



Student to Counselor



Support of Military Families - 2021

Springfield-Beckley Air National Guard Base, Ohio

Education and Licensure Assessment Narrative

Public Education:

(This assessment is a comparative analysis using colors to graphically display results for all criteria and categories. The colors are assigned using percentiles, divided into thirds, to provide information about a location's relative position compared to all other Department of the Air Force installations assessed)

- Springfield-Beckley Air National Guard Base, Ohio received an overall red rating for public education as it fell within the bottom 33 percent of all Air Force installations assessed
- The areas with the lowest relative ranking which require additional state/community support include Graduation Rates, Chronic Absenteeism Rate, and Student to Counselor Ratio
- Change from 2019: Springfield-Beckley Air National Guard Base, Ohio's overall education rating changed from yellow to red from 2019.

Licensure Portability:

- The State of Ohio received an overall green rating for licensure portability indicating the State statutes (primarily SB 7) are effective in removing barriers to licensure and certification portability. Military spouses can easily transfer professional licenses and certificates from other states and sustain their careers. Licensing entities in Ohio are required to grant licensure, temporary or regular, to military spouses holding an occupational license in good standing with a similar scope of practice. Also, providing permanent licensure with no supervisory requirements for the Law profession removed barriers for military spouses as did not excluding any other occupations from licensure portability. All occupations in Ohio were assessed green
- If you have additional information or recently made changes to your State's licensure statutes, you can send the updated information to SAF.MRR.Workflow@us.af.mil for consideration and potential changes to the assessment
- Change from 2019: Ohio improved to a green assessment by joining multiple compacts (specifically the Physical Therapy Licensure Compact) and by updating the temporary licensing process (S.B. 7) to require ("shall") licensing authorities to issue and expedite military spouse licenses as opposed to permitting the agency's discretion ("may")

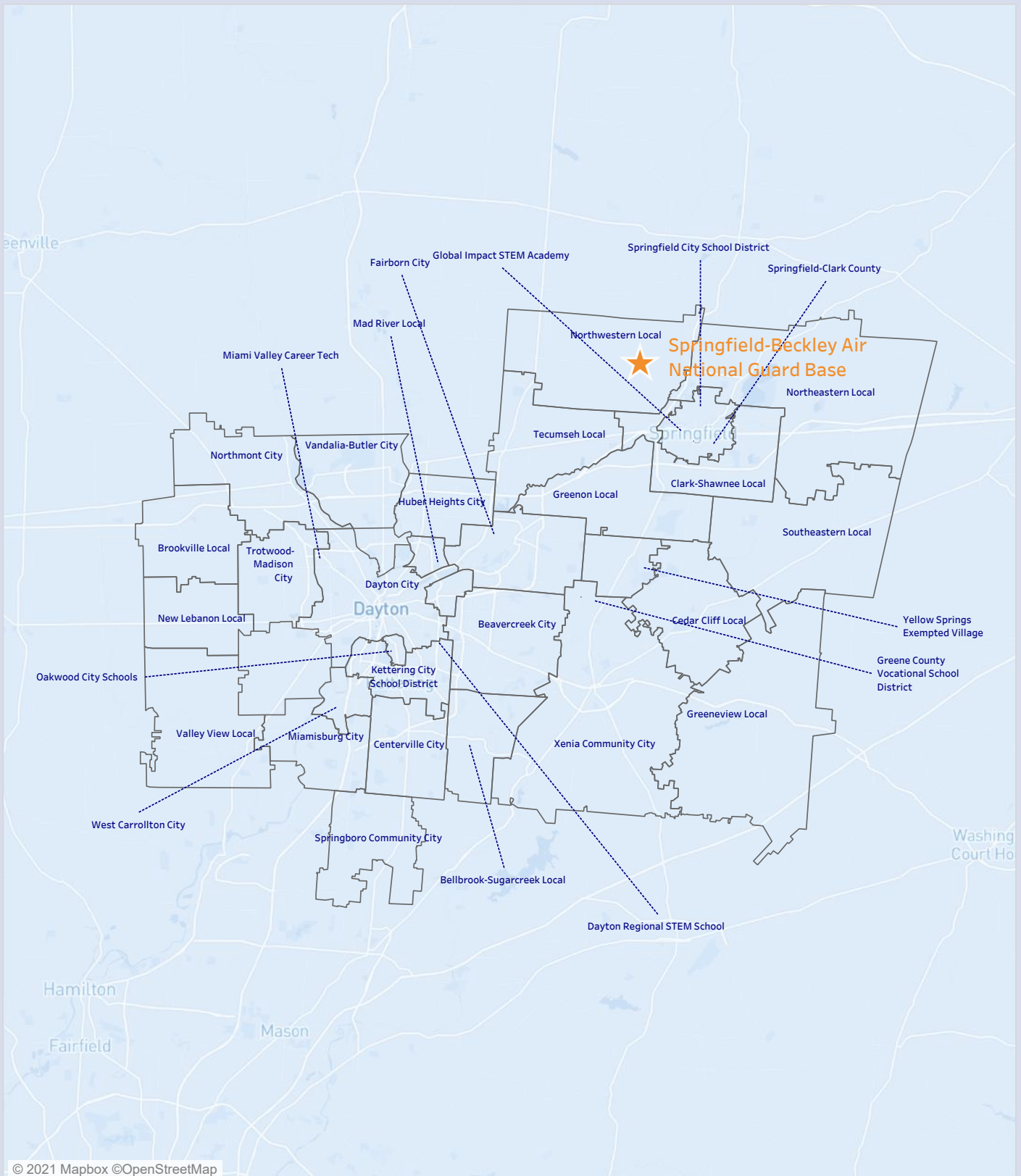
Additional Notes:

- The education assessment cross references zip codes within the Military Housing Area (MHA) with zip codes of schools in the surrounding districts. Those school districts with zip codes that fall within the MHA of an installation are included in the analysis. In some locations, school district composition may have changed slightly due to the use of updated District IDs obtained from the Department of Education
- Graduation rates reflect a 4-year graduation, which was determined to be the expectation of Airmen, Guardians, and their families due to frequency of relocation
- The licensure assessment uses a checklist of licensure rules that states should have, and that they should avoid. For example, having a compact or temporary licensing rule and NOT having supervisory requirements are checklist items that lead to green. The Department of the Air Force reviewed state policies and programs intended to eliminate barriers to license portability for military spouses that were in effect as of 31 Dec. 2021

For additional information on Education and Licensure assessment criteria, methodology and data sources, please see the Support of Military Families Background Information provided at www.af.mil under the Support to Families banner. All questions and feedback should be directed to SAF.MRR.Workflow@us.af.mil.

Springfield-Beckley Air National Guard Base, Ohio

School Districts Map



Support of Military Families - 2021

Toledo Express Air National Guard Base, Ohio

Public Education*

2019 2021



KEY: ■ < 33.3% ■ < 66.6% ■ (Percentile):

Academic Performance Criteria

2019 2021



Graduation Rate



Student Learning Rate



School Climate Criteria



Chronic Absenteeism Rate



Suspension Rate



Service Offering Criteria



Pre-Kindergarten Availability



Student to Counselor Ratio



Student to Mental Health Support Ratio



Student to Nurse Ratio



Student to Teacher Ratio



Data Source	Most Recent Survey Time Period Utilized	Date Last Updated
Department of Education - Civil Rights Data Collection District and School Data	SY 2017-2018	October 2020
Department of Education - EDFacts Graduation Rates (District and School Level)	SY 2018-2019	November 2020
Department of Education - National center for Education Statistics Common Core of Data Public Elementary/ Secondary School Universe Survey Data	SY 2019-2020	March 2021
Department of Education - National Center of Education Statistics Common Core of Data (School Search)	SY 2018-19 School Details and Enrollment Characteristics SY 2019-20 School Directory Information	April 2020 July 2020
Center for Education Policy Analysis: Stanford Education Data Archive (SEDA)	SY 2008-2009 through SY 2017-2018	February 2021

* Public Education is Compiled using 60% Academic Performance, 20% School Climate, and 20% Service Offering.

Licensure Portability

2019 2021



Accounting



Cosmetology



EMS



Engineering



Law



Nursing



Physical Therapy



Psychology



Teaching



Other Professions



Data Source	Most Recent Survey Time Period Utilized	Date Last Updated
State Laws, State Executive Orders, State Bar and Supreme Court Rules (Licensure)	Through Dec. 2021	Dec. 31, 2021

Areas Requiring Additional Support

Public Education

Student to Teacher



PreK



Student to Counselor



Support of Military Families - 2021

Toledo Express Air National Guard Base, Ohio

Education and Licensure Assessment Narrative

Public Education:

(This assessment is a comparative analysis using colors to graphically display results for all criteria and categories. The colors are assigned using percentiles, divided into thirds, to provide information about a location's relative position compared to all other Department of the Air Force installations assessed)

- Toledo Express Air National Guard Base, Ohio received an overall yellow rating for public education as it fell within the middle 33 percent of all Air Force installations assessed
- The areas with the lowest relative ranking which require additional state/community support include Student to Teacher Ratio, Pre-school Availability, and Student to Counselor Ratio
- Change from 2019: Toledo Express Air National Guard Base, Ohio's overall education rating did not shift from 2019.

Licensure Portability:

- The State of Ohio received an overall green rating for licensure portability indicating the State statutes (primarily SB 7) are effective in removing barriers to licensure and certification portability. Military spouses can easily transfer professional licenses and certificates from other states and sustain their careers. Licensing entities in Ohio are required to grant licensure, temporary or regular, to military spouses holding an occupational license in good standing with a similar scope of practice. Also, providing permanent licensure with no supervisory requirements for the Law profession removed barriers for military spouses as did not excluding any other occupations from licensure portability. All occupations in Ohio were assessed green
- If you have additional information or recently made changes to your State's licensure statutes, you can send the updated information to SAF.MRR.Workflow@us.af.mil for consideration and potential changes to the assessment
- Change from 2019: Ohio improved to a green assessment by joining multiple compacts (specifically the Physical Therapy Licensure Compact) and by updating the temporary licensing process (S.B. 7) to require ("shall") licensing authorities to issue and expedite military spouse licenses as opposed to permitting the agency's discretion ("may")

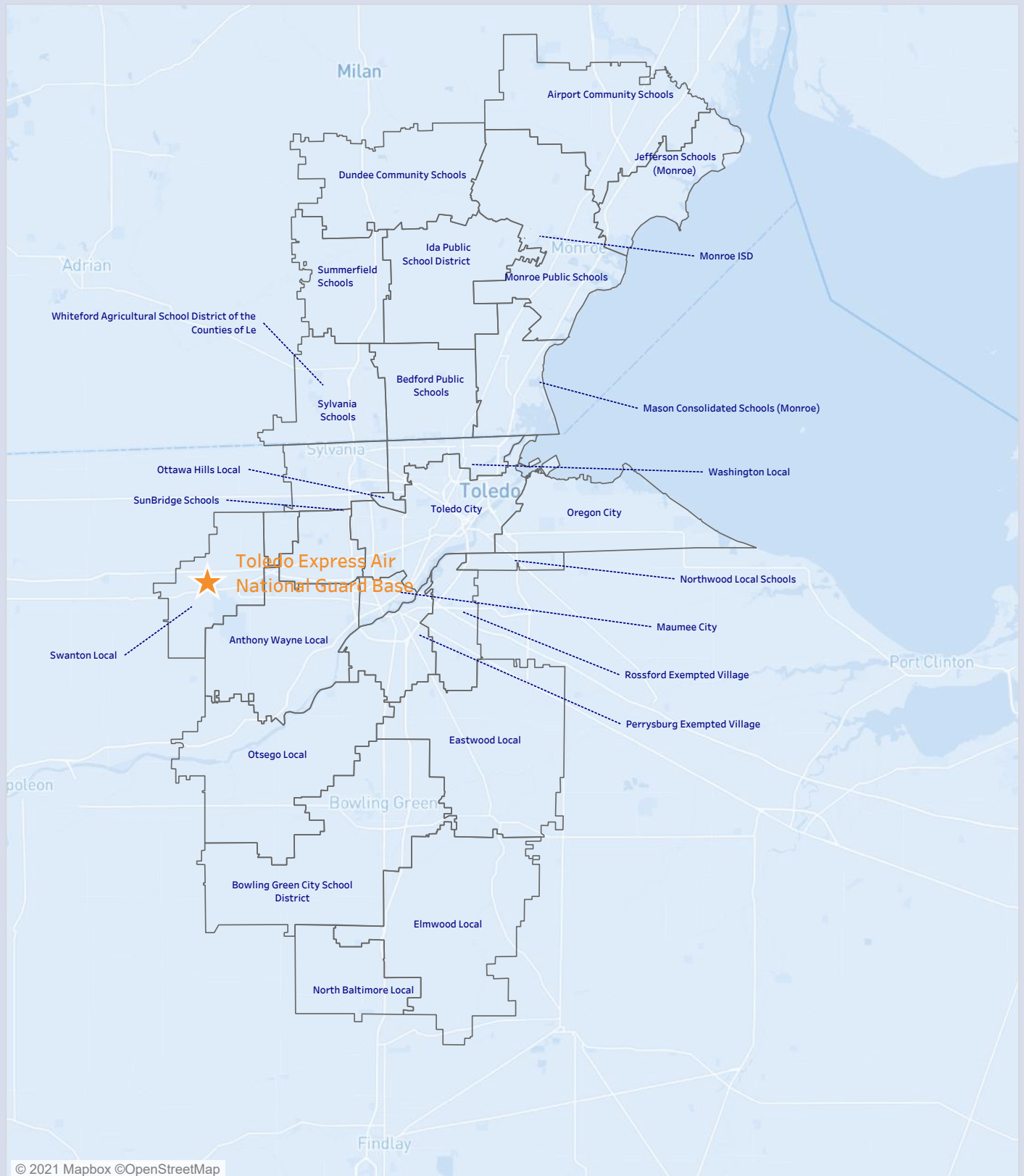
Additional Notes:

- The education assessment cross references zip codes within the Military Housing Area (MHA) with zip codes of schools in the surrounding districts. Those school districts with zip codes that fall within the MHA of an installation are included in the analysis. In some locations, school district composition may have changed slightly due to the use of updated District IDs obtained from the Department of Education
- Graduation rates reflect a 4-year graduation, which was determined to be the expectation of Airmen, Guardians, and their families due to frequency of relocation
- The licensure assessment uses a checklist of licensure rules that states should have, and that they should avoid. For example, having a compact or temporary licensing rule and NOT having supervisory requirements are checklist items that lead to green. The Department of the Air Force reviewed state policies and programs intended to eliminate barriers to license portability for military spouses that were in effect as of 31 Dec. 2021

For additional information on Education and Licensure assessment criteria, methodology and data sources, please see the Support of Military Families Background Information provided at www.af.mil under the Support to Families banner. All questions and feedback should be directed to SAF.MRR.Workflow@us.af.mil.

Toledo Express Air National Guard Base, Ohio

School Districts Map




Support of Military Families - 2021

Wright-Patterson Air Force Base, Ohio

Public Education*

2019 2021



KEY: ■ < 33.3% ■ < 66.6% ■ (Percentile):

Academic Performance Criteria

2019 2021



Graduation Rate



Student Learning Rate



School Climate Criteria



Chronic Absenteeism Rate



Suspension Rate



Service Offering Criteria



Pre-Kindergarten Availability



Student to Counselor Ratio



Student to Mental Health Support Ratio



Student to Nurse Ratio



Student to Teacher Ratio

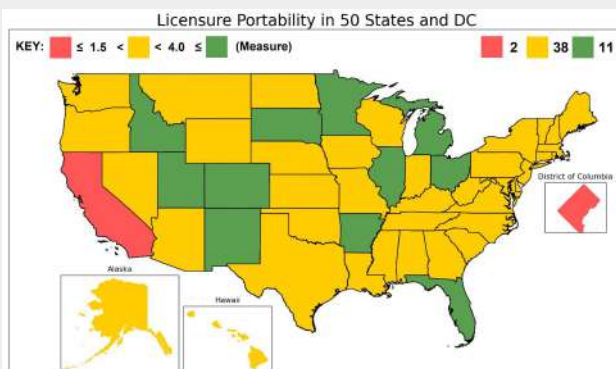


Data Source	Most Recent Survey Time Period Utilized	Date Last Updated
Department of Education - Civil Rights Data Collection District and School Data	SY 2017-2018	October 2020
Department of Education - EDFacts Graduation Rates (District and School Level)	SY 2018-2019	November 2020
Department of Education - National center for Education Statistics Common Core of Data Public Elementary/ Secondary School Universe Survey Data	SY 2019-2020	March 2021
Department of Education - National Center of Education Statistics Common Core of Data (School Search)	SY 2018-19 School Details and Enrollment Characteristics SY 2019-20 School Directory Information	April 2020 July 2020
Center for Education Policy Analysis: Stanford Education Data Archive (SEDA)	SY 2008-2009 through SY 2017-2018	February 2021

* Public Education is Compiled using 60% Academic Performance, 20% School Climate, and 20% Service Offering.

Licensure Portability

2019 2021



Accounting



Cosmetology



EMS



Engineering



Law



Nursing



Physical Therapy



Psychology



Teaching



Other Professions



Data Source	Most Recent Survey Time Period Utilized	Date Last Updated
State Laws, State Executive Orders, State Bar and Supreme Court Rules (Licensure)	Through Dec. 2021	Dec. 31, 2021

Areas Requiring Additional Support

Public Education

Graduation Rates



Chronic Absenteeism



Student to Counselor



Support of Military Families - 2021

Wright-Patterson Air Force Base, Ohio

Education and Licensure Assessment Narrative

Public Education:

(This assessment is a comparative analysis using colors to graphically display results for all criteria and categories. The colors are assigned using percentiles, divided into thirds, to provide information about a location's relative position compared to all other Department of the Air Force installations assessed)

- Wright-Patterson Air Force Base, Ohio received an overall red rating for public education as it fell within the bottom 33 percent of all Air Force installations assessed

- The areas with the lowest relative ranking which require additional state/community support include Graduation Rates, Chronic Absenteeism Rate, and Student to Counselor Ratio

- Change from 2019: Wright-Patterson Air Force Base, Ohio's overall education rating changed from yellow to red from 2019.

Licensure Portability:

- The State of Ohio received an overall green rating for licensure portability indicating the State statutes (primarily SB 7) are effective in removing barriers to licensure and certification portability. Military spouses can easily transfer professional licenses and certificates from other states and sustain their careers. Licensing entities in Ohio are required to grant licensure, temporary or regular, to military spouses holding an occupational license in good standing with a similar scope of practice. Also, providing permanent licensure with no supervisory requirements for the Law profession removed barriers for military spouses as did not excluding any other occupations from licensure portability. All occupations in Ohio were assessed green

- If you have additional information or recently made changes to your State's licensure statutes, you can send the updated information to SAF.MRR.Workflow@us.af.mil for consideration and potential changes to the assessment

- Change from 2019: Ohio improved to a green assessment by joining multiple compacts (specifically the Physical Therapy Licensure Compact) and by updating the temporary licensing process (S.B. 7) to require ("shall") licensing authorities to issue and expedite military spouse licenses as opposed to permitting the agency's discretion ("may")

Additional Notes:

- The education assessment cross references zip codes within the Military Housing Area (MHA) with zip codes of schools in the surrounding districts. Those school districts with zip codes that fall within the MHA of an installation are included in the analysis. In some locations, school district composition may have changed slightly due to the use of updated District IDs obtained from the Department of Education

- Graduation rates reflect a 4-year graduation, which was determined to be the expectation of Airmen, Guardians, and their families due to frequency of relocation

- The licensure assessment uses a checklist of licensure rules that states should have, and that they should avoid. For example, having a compact or temporary licensing rule and NOT having supervisory requirements are checklist items that lead to green. The Department of the Air Force reviewed state policies and programs intended to eliminate barriers to license portability for military spouses that were in effect as of 31 Dec. 2021

For additional information on Education and Licensure assessment criteria, methodology and data sources, please see the Support of Military Families Background Information provided at www.af.mil under the Support to Families banner. All questions and feedback should be directed to SAF.MRR.Workflow@us.af.mil.

Wright-Patterson Air Force Base, Ohio

School Districts Map




Support of Military Families - 2021

Youngstown Air Reserve Station, Ohio

Public Education*

2019 2021



KEY: ■ < 33.3% ■ < 66.6% ■ (Percentile):

Academic Performance Criteria

2019 2021



Graduation Rate



Student Learning Rate



School Climate Criteria

Chronic Absenteeism Rate



Suspension Rate



Service Offering Criteria

Pre-Kindergarten Availability



Student to Counselor Ratio



Student to Mental Health Support Ratio



Student to Nurse Ratio



Student to Teacher Ratio

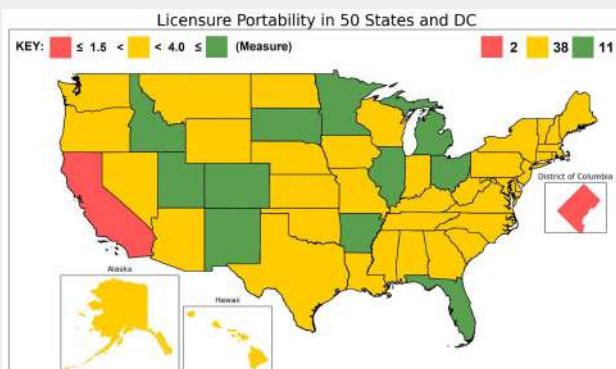


Data Source	Most Recent Survey Time Period Utilized	Date Last Updated
Department of Education - Civil Rights Data Collection District and School Data	SY 2017-2018	October 2020
Department of Education - EDFacts Graduation Rates (District and School Level)	SY 2018-2019	November 2020
Department of Education - National center for Education Statistics Common Core of Data Public Elementary/ Secondary School Universe Survey Data	SY 2019-2020	March 2021
Department of Education - National Center of Education Statistics Common Core of Data (School Search)	SY 2018-19 School Details and Enrollment Characteristics SY 2019-20 School Directory Information	April 2020 July 2020
Center for Education Policy Analysis: Stanford Education Data Archive (SEDA)	SY 2008-2009 through SY 2017-2018	February 2021

* Public Education is Compiled using 60% Academic Performance, 20% School Climate, and 20% Service Offering.

Licensure Portability

2019 2021



Accounting



Cosmetology



EMS



Engineering



Law



Nursing



Physical Therapy



Psychology



Teaching



Other Professions



Data Source	Most Recent Survey Time Period Utilized	Date Last Updated
State Laws, State Executive Orders, State Bar and Supreme Court Rules (Licensure)	Through Dec. 2021	Dec. 31, 2021

Areas Requiring Additional Support

Public Education

Chronic Absenteeism



PreK



Suspension Rate



Support of Military Families - 2021

Youngstown Air Reserve Station, Ohio

Education and Licensure Assessment Narrative

Public Education:

(This assessment is a comparative analysis using colors to graphically display results for all criteria and categories. The colors are assigned using percentiles, divided into thirds, to provide information about a location's relative position compared to all other Department of the Air Force installations assessed)

- Youngstown Air Reserve Station, Ohio received an overall yellow rating for public education as it fell within the middle 33 percent of all Air Force installations assessed
- The areas with the lowest relative ranking which require additional state/community support include Chronic Absenteeism Rate, Pre-school Availability, and Suspension Rate
- Change from 2019: Youngstown Air Reserve Station, Ohio's overall education rating did not shift from 2019.

Licensure Portability:

- The State of Ohio received an overall green rating for licensure portability indicating the State statutes (primarily SB 7) are effective in removing barriers to licensure and certification portability. Military spouses can easily transfer professional licenses and certificates from other states and sustain their careers. Licensing entities in Ohio are required to grant licensure, temporary or regular, to military spouses holding an occupational license in good standing with a similar scope of practice. Also, providing permanent licensure with no supervisory requirements for the Law profession removed barriers for military spouses as did not excluding any other occupations from licensure portability. All occupations in Ohio were assessed green
- If you have additional information or recently made changes to your State's licensure statutes, you can send the updated information to SAF.MRR.Workflow@us.af.mil for consideration and potential changes to the assessment
- Change from 2019: Ohio improved to a green assessment by joining multiple compacts (specifically the Physical Therapy Licensure Compact) and by updating the temporary licensing process (S.B. 7) to require ("shall") licensing authorities to issue and expedite military spouse licenses as opposed to permitting the agency's discretion ("may")

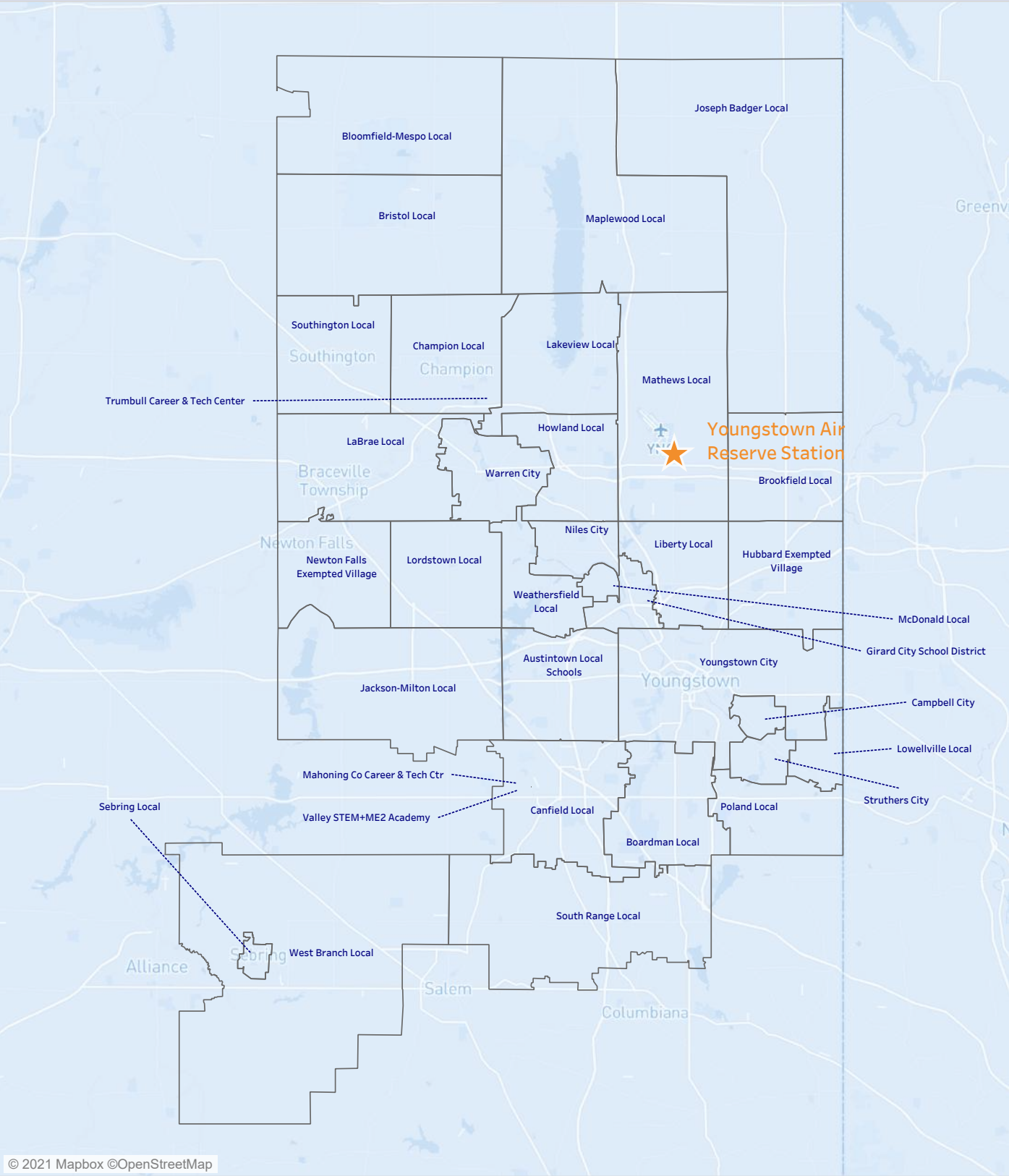
Additional Notes:

- The education assessment cross references zip codes within the Military Housing Area (MHA) with zip codes of schools in the surrounding districts. Those school districts with zip codes that fall within the MHA of an installation are included in the analysis. In some locations, school district composition may have changed slightly due to the use of updated District IDs obtained from the Department of Education
- Graduation rates reflect a 4-year graduation, which was determined to be the expectation of Airmen, Guardians, and their families due to frequency of relocation
- The licensure assessment uses a checklist of licensure rules that states should have, and that they should avoid. For example, having a compact or temporary licensing rule and NOT having supervisory requirements are checklist items that lead to green. The Department of the Air Force reviewed state policies and programs intended to eliminate barriers to license portability for military spouses that were in effect as of 31 Dec. 2021

For additional information on Education and Licensure assessment criteria, methodology and data sources, please see the Support of Military Families Background Information provided at www.af.mil under the Support to Families banner. All questions and feedback should be directed to SAF.MRR.Workflow@us.af.mil.

Youngstown Air Reserve Station, Ohio

School Districts Map



Support of Military Families - 2021

Altus Air Force Base, Oklahoma

Public Education*

2019 2021



KEY: ■ < 33.3% ■ < 66.6% ■ (Percentile):

Academic Performance Criteria

2019 2021



Graduation Rate



Student Learning Rate



School Climate Criteria



Chronic Absenteeism Rate



Suspension Rate



Service Offering Criteria



Pre-Kindergarten Availability



Student to Counselor Ratio



Student to Mental Health Support Ratio



Student to Nurse Ratio



Student to Teacher Ratio

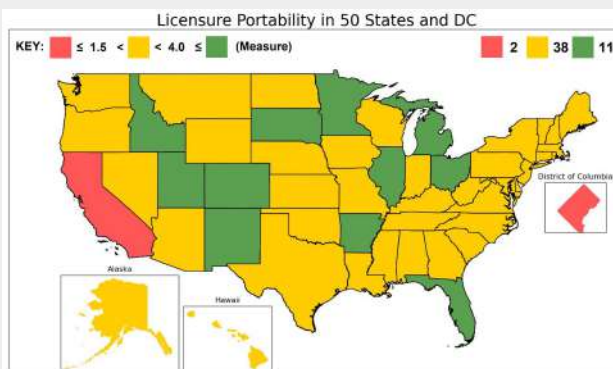


Data Source	Most Recent Survey Time Period Utilized	Date Last Updated
Department of Education - Civil Rights Data Collection District and School Data	SY 2017-2018	October 2020
Department of Education - EDFacts Graduation Rates (District and School Level)	SY 2018-2019	November 2020
Department of Education - National center for Education Statistics Common Core of Data Public Elementary/ Secondary School Universe Survey Data	SY 2019-2020	March 2021
Department of Education - National Center of Education Statistics Common Core of Data (School Search)	SY 2018-19 School Details and Enrollment Characteristics SY 2019-20 School Directory Information	April 2020 July 2020
Center for Education Policy Analysis: Stanford Education Data Archive (SEDA)	SY 2008-2009 through SY 2017-2018	February 2021

* Public Education is Compiled using 60% Academic Performance, 20% School Climate, and 20% Service Offering.

Licensure Portability

2019 2021



Accounting



Cosmetology



EMS



Engineering



Law



Nursing



Physical Therapy



Psychology



Teaching



Other Professions



Data Source	Most Recent Survey Time Period Utilized	Date Last Updated
State Laws, State Executive Orders, State Bar and Supreme Court Rules (Licensure)	Through Dec. 2021	Dec. 31, 2021

Areas Requiring Additional Support

Public Education

Mental Health Support



Graduation Rates



Student to Nurse



Licensure Language
Substantial equivalence Expedite license Issue a temporary license

Profession
Accounting, Cosmetology, Engineering, EMS, Psychology



Support of Military Families - 2021

Altus Air Force Base, Oklahoma

Education and Licensure Assessment Narrative

Public Education:

(This assessment is a comparative analysis using colors to graphically display results for all criteria and categories. The colors are assigned using percentiles, divided into thirds, to provide information about a location's relative position compared to all other Department of the Air Force installations assessed)

- Altus Air Force Base, Oklahoma received an overall yellow rating for public education as it fell within the middle 33 percent of all Air Force installations assessed

- The areas with the lowest relative ranking which require additional state/community support include Student to Mental Health Professional Ratio, Graduation Rates, and Student to Nurse Ratio

- Change from 2019: Altus Air Force Base, Oklahoma's overall education rating did not shift from 2019.

Licensure Portability:

- The State of Oklahoma received an overall yellow rating for licensure portability indicating the State statutes (primarily 59 Okl. St. Ann. § 4100.5) contain barriers to licensure and certification portability for military spouses. This assessment was awarded for interstate compacts for Nursing and Physical Therapy occupations and providing expedited licensing and universal reciprocity of Teaching certifications. The State also provides temporary licensure to military spouses with no supervisory requirements for the Law profession

- Barriers remain for Accounting, Cosmetology, Engineering, EMS, and Psychology which include "substantial equivalency" requirements. This allows acceptance of another state's license if the requirements for obtaining the license are sufficiently similar to their own State's requirements and precludes acceptance if the requirements are not similar. Additionally, there are barriers for Other Occupations as current statute does not exclude any other occupations from licensure portability burdens

- If you have additional information or recently made changes to your State's licensure statutes, you can send the updated information to SAF.MRR.Workflow@us.af.mil for consideration and potential changes to the assessment

- Change from 2019: Despite joining the Audiology/Speech-Language Pathology Interstate Compact and passing new legislation improving the temporary licensing process for the Teaching profession (SB NO. 1125) there was no change from the 2019 assessment

Additional Notes:

- The education assessment cross references zip codes within the Military Housing Area (MHA) with zip codes of schools in the surrounding districts. Those school districts with zip codes that fall within the MHA of an installation are included in the analysis. In some locations, school district composition may have changed slightly due to the use of updated District IDs obtained from the Department of Education

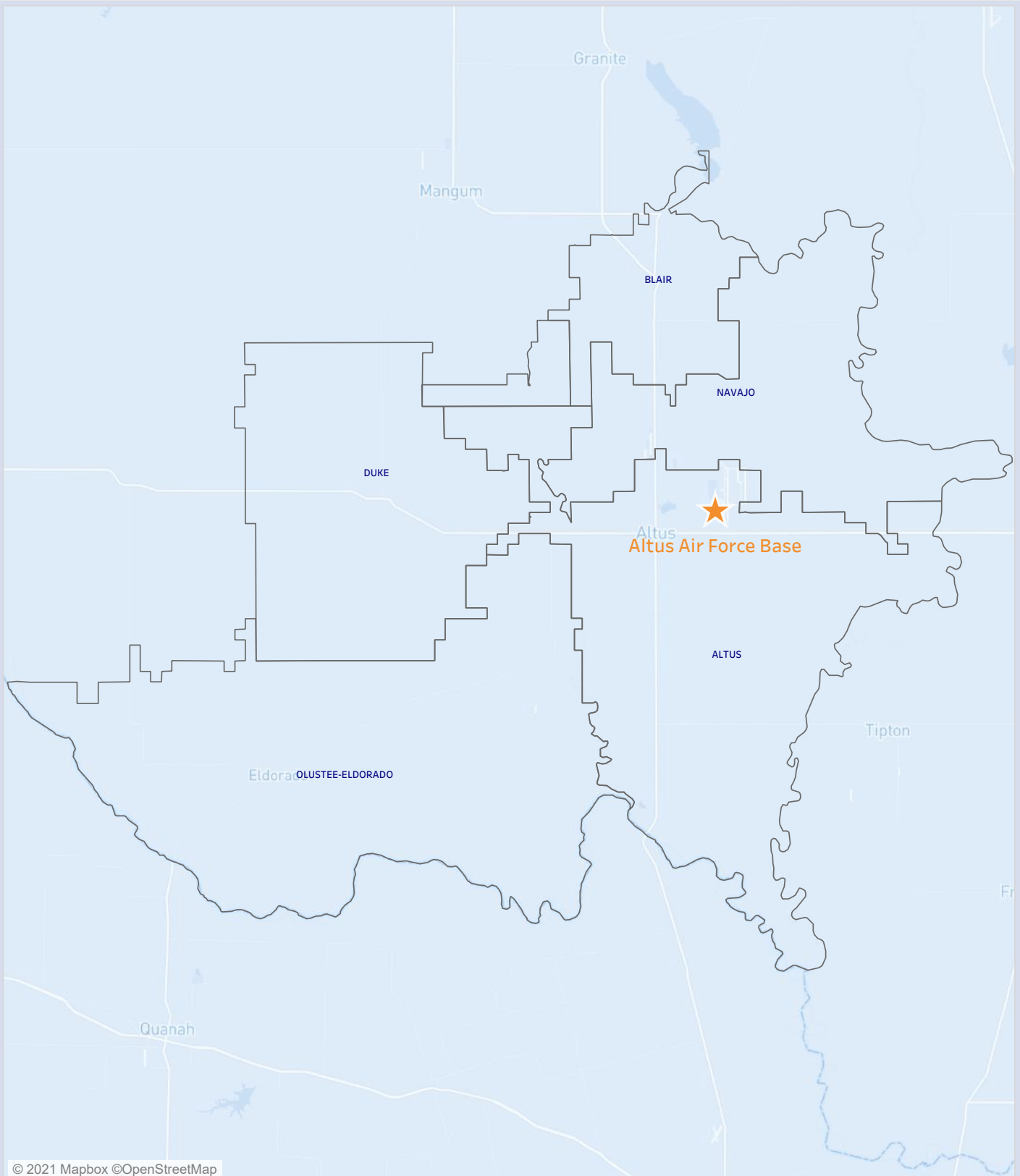
- Graduation rates reflect a 4-year graduation, which was determined to be the expectation of Airmen, Guardians, and their families due to frequency of relocation

- The licensure assessment uses a checklist of licensure rules that states should have, and that they should avoid. For example, having a compact or temporary licensing rule and NOT having supervisory requirements are checklist items that lead to green. The Department of the Air Force reviewed state policies and programs intended to eliminate barriers to license portability for military spouses that were in effect as of 31 Dec. 2021

For additional information on Education and Licensure assessment criteria, methodology and data sources, please see the Support of Military Families Background Information provided at www.af.mil under the Support to Families banner. All questions and feedback should be directed to SAF.MRR.Workflow@us.af.mil.

Altus Air Force Base, Oklahoma

School Districts Map




Support of Military Families - 2021

Tinker Air Force Base, Oklahoma

Public Education*

2019 2021



KEY: ■ < 33.3% ■ < 66.6% ■ (Percentile):

Academic Performance Criteria

2019 2021



Graduation Rate



Student Learning Rate



School Climate Criteria



Chronic Absenteeism Rate



Suspension Rate



Service Offering Criteria



Pre-Kindergarten Availability



Student to Counselor Ratio



Student to Mental Health Support Ratio



Student to Nurse Ratio



Student to Teacher Ratio

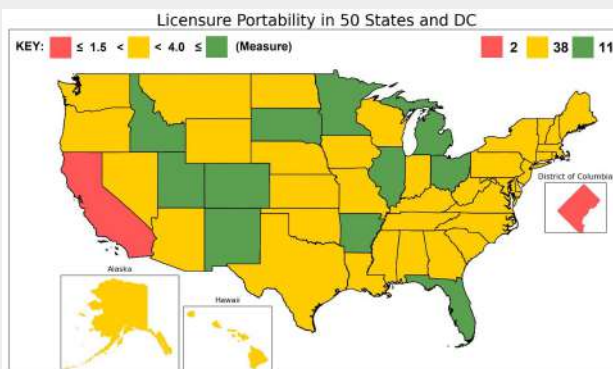


Data Source	Most Recent Survey Time Period Utilized	Date Last Updated
Department of Education - Civil Rights Data Collection District and School Data	SY 2017-2018	October 2020
Department of Education - EDFacts Graduation Rates (District and School Level)	SY 2018-2019	November 2020
Department of Education - National center for Education Statistics Common Core of Data Public Elementary/ Secondary School Universe Survey Data	SY 2019-2020	March 2021
Department of Education - National Center of Education Statistics Common Core of Data (School Search)	SY 2018-19 School Details and Enrollment Characteristics SY 2019-20 School Directory Information	April 2020 July 2020
Center for Education Policy Analysis: Stanford Education Data Archive (SEDA)	SY 2008-2009 through SY 2017-2018	February 2021

* Public Education is Compiled using 60% Academic Performance, 20% School Climate, and 20% Service Offering.

Licensure Portability

2019 2021



Accounting



Cosmetology



EMS



Engineering



Law



Nursing



Physical Therapy



Psychology



Teaching



Other Professions



Data Source	Most Recent Survey Time Period Utilized	Date Last Updated
State Laws, State Executive Orders, State Bar and Supreme Court Rules (Licensure)	Through Dec. 2021	Dec. 31, 2021

Areas Requiring Additional Support

Public Education

Suspension Rate



Student to Teacher



Student to Nurse



Licensure Language

Substantial equivalence Expedite license Issue a temporary license

Profession

Accounting, Cosmetology, Engineering, EMS, Psychology



Support of Military Families - 2021

Tinker Air Force Base, Oklahoma

Education and Licensure Assessment Narrative

Public Education:

(This assessment is a comparative analysis using colors to graphically display results for all criteria and categories. The colors are assigned using percentiles, divided into thirds, to provide information about a location's relative position compared to all other Department of the Air Force installations assessed)

- Tinker Air Force Base, Oklahoma received an overall yellow rating for public education as it fell within the middle 33 percent of all Air Force installations assessed

- The areas with the lowest relative ranking which require additional state/community support include Suspension Rate, Student to Teacher Ratio, and Student to Nurse Ratio

- Change from 2019: Tinker Air Force Base, Oklahoma's overall education rating did not shift from 2019.

Licensure Portability:

- The State of Oklahoma received an overall yellow rating for licensure portability indicating the State statutes (primarily 59 Okl. St. Ann. § 4100.5) contain barriers to licensure and certification portability for military spouses. This assessment was awarded for interstate compacts for Nursing and Physical Therapy occupations and providing expedited licensing and universal reciprocity of Teaching certifications. The State also provides temporary licensure to military spouses with no supervisory requirements for the Law profession

- Barriers remain for Accounting, Cosmetology, Engineering, EMS, and Psychology which include "substantial equivalency" requirements. This allows acceptance of another state's license if the requirements for obtaining the license are sufficiently similar to their own State's requirements and precludes acceptance if the requirements are not similar. Additionally, there are barriers for Other Occupations as current statute does not exclude any other occupations from licensure portability burdens

- If you have additional information or recently made changes to your State's licensure statutes, you can send the updated information to SAF.MRR.Workflow@us.af.mil for consideration and potential changes to the assessment

- Change from 2019: Despite joining the Audiology/Speech-Language Pathology Interstate Compact and passing new legislation improving the temporary licensing process for the Teaching profession (SB NO. 1125) there was no change from the 2019 assessment

Additional Notes:

- The education assessment cross references zip codes within the Military Housing Area (MHA) with zip codes of schools in the surrounding districts. Those school districts with zip codes that fall within the MHA of an installation are included in the analysis. In some locations, school district composition may have changed slightly due to the use of updated District IDs obtained from the Department of Education

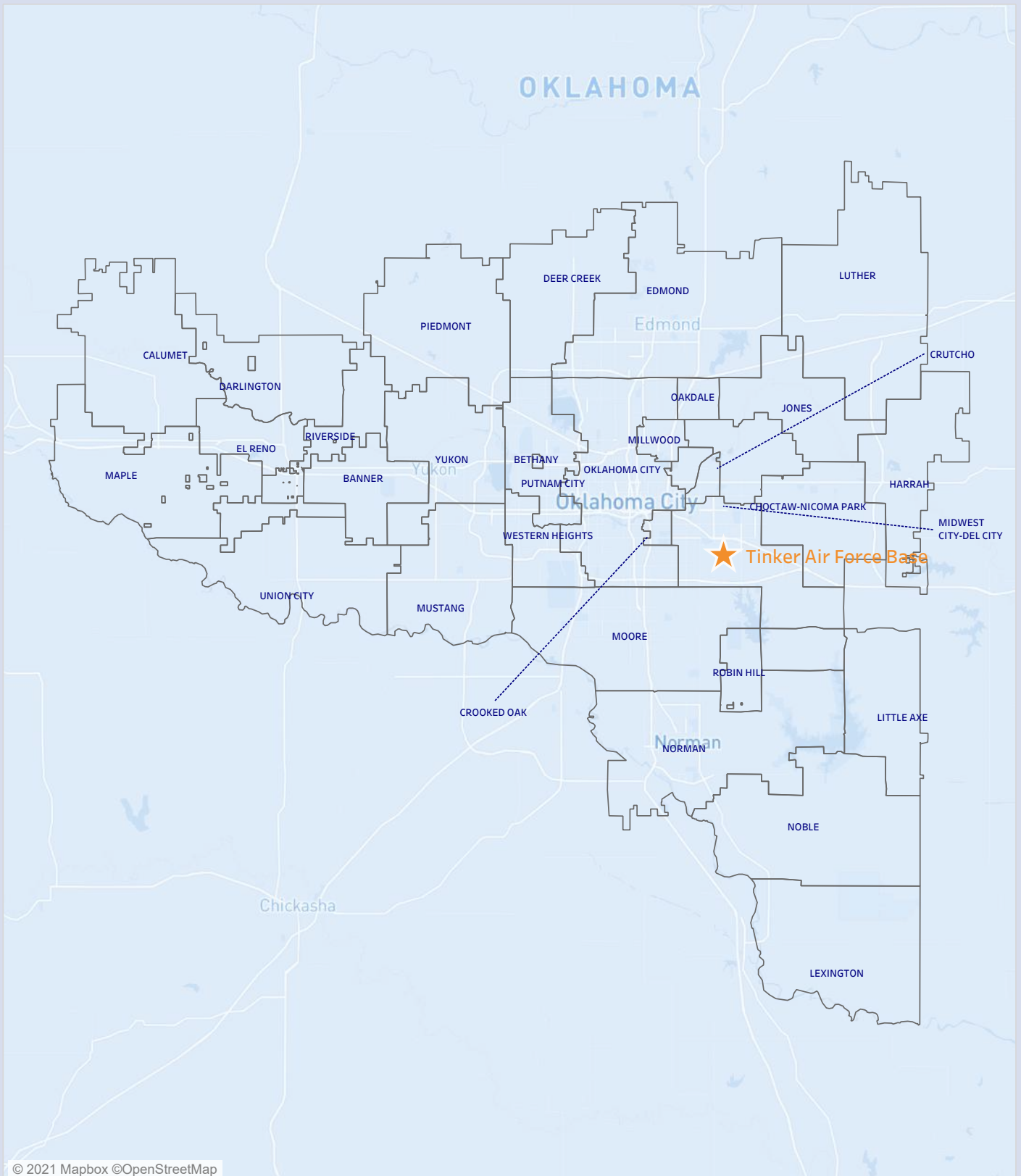
- Graduation rates reflect a 4-year graduation, which was determined to be the expectation of Airmen, Guardians, and their families due to frequency of relocation

- The licensure assessment uses a checklist of licensure rules that states should have, and that they should avoid. For example, having a compact or temporary licensing rule and NOT having supervisory requirements are checklist items that lead to green. The Department of the Air Force reviewed state policies and programs intended to eliminate barriers to license portability for military spouses that were in effect as of 31 Dec. 2021

For additional information on Education and Licensure assessment criteria, methodology and data sources, please see the Support of Military Families Background Information provided at www.af.mil under the Support to Families banner. All questions and feedback should be directed to SAF.MRR.Workflow@us.af.mil.

Tinker Air Force Base, Oklahoma

School Districts Map

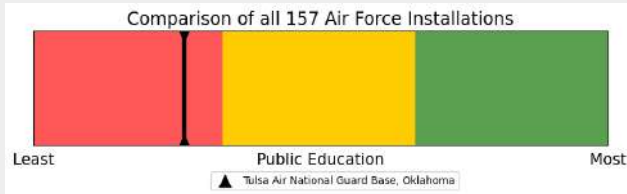


Support of Military Families - 2021

Tulsa Air National Guard Base, Oklahoma

Public Education*

2019 2021



KEY: ■ < 33.3% ■ < 66.6% ■ (Percentile):

Academic Performance Criteria

2019 2021



Graduation Rate



Student Learning Rate



School Climate Criteria



Chronic Absenteeism Rate



Suspension Rate



Service Offering Criteria



Pre-Kindergarten Availability



Student to Counselor Ratio



Student to Mental Health Support Ratio



Student to Nurse Ratio



Student to Teacher Ratio

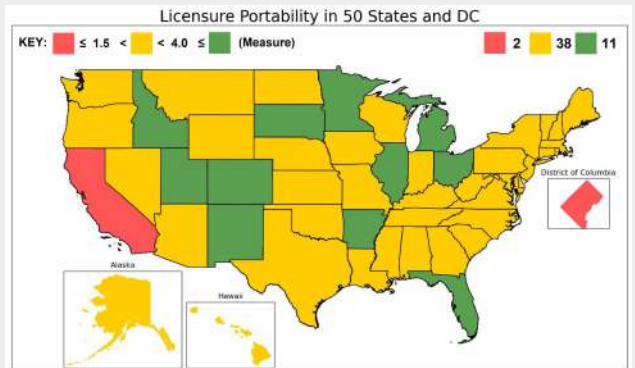


Data Source	Most Recent Survey Time Period Utilized	Date Last Updated
Department of Education - Civil Rights Data Collection District and School Data	SY 2017-2018	October 2020
Department of Education - EDFacts Graduation Rates (District and School Level)	SY 2018-2019	November 2020
Department of Education - National center for Education Statistics Common Core of Data Public Elementary/ Secondary School Universe Survey Data	SY 2019-2020	March 2021
Department of Education - National Center of Education Statistics Common Core of Data (School Search)	SY 2018-19 School Details and Enrollment Characteristics SY 2019-20 School Directory Information	April 2020 July 2020
Center for Education Policy Analysis: Stanford Education Data Archive (SEDA)	SY 2008-2009 through SY 2017-2018	February 2021

* Public Education is Compiled using 60% Academic Performance, 20% School Climate, and 20% Service Offering.

Licensure Portability

2019 2021



Accounting



Cosmetology



EMS



Engineering



Law



Nursing



Physical Therapy



Psychology



Teaching



Other Professions



Data Source	Most Recent Survey Time Period Utilized	Date Last Updated
State Laws, State Executive Orders, State Bar and Supreme Court Rules (Licensure)	Through Dec. 2021	Dec. 31, 2021

Areas Requiring Additional Support

Public Education

Growth Measure



Suspension Rate



Student to Teacher



Licensure Language

Substantial equivalence Expedite license Issue a temporary license

Profession

Accounting, Cosmetology, Engineering, EMS, Psychology



Support of Military Families - 2021

Tulsa Air National Guard Base, Oklahoma

Education and Licensure Assessment Narrative

Public Education:

(This assessment is a comparative analysis using colors to graphically display results for all criteria and categories. The colors are assigned using percentiles, divided into thirds, to provide information about a location's relative position compared to all other Department of the Air Force installations assessed)

- Tulsa Air National Guard Base, Oklahoma received an overall red rating for public education as it fell within the bottom 33 percent of all Air Force installations assessed
- The areas with the lowest relative ranking which require additional state/community support include Growth Measure, Suspension Rate, and Student to Teacher Ratio
- Change from 2019: Tulsa Air National Guard Base, Oklahoma's overall education rating did not shift from 2019.

Licensure Portability:

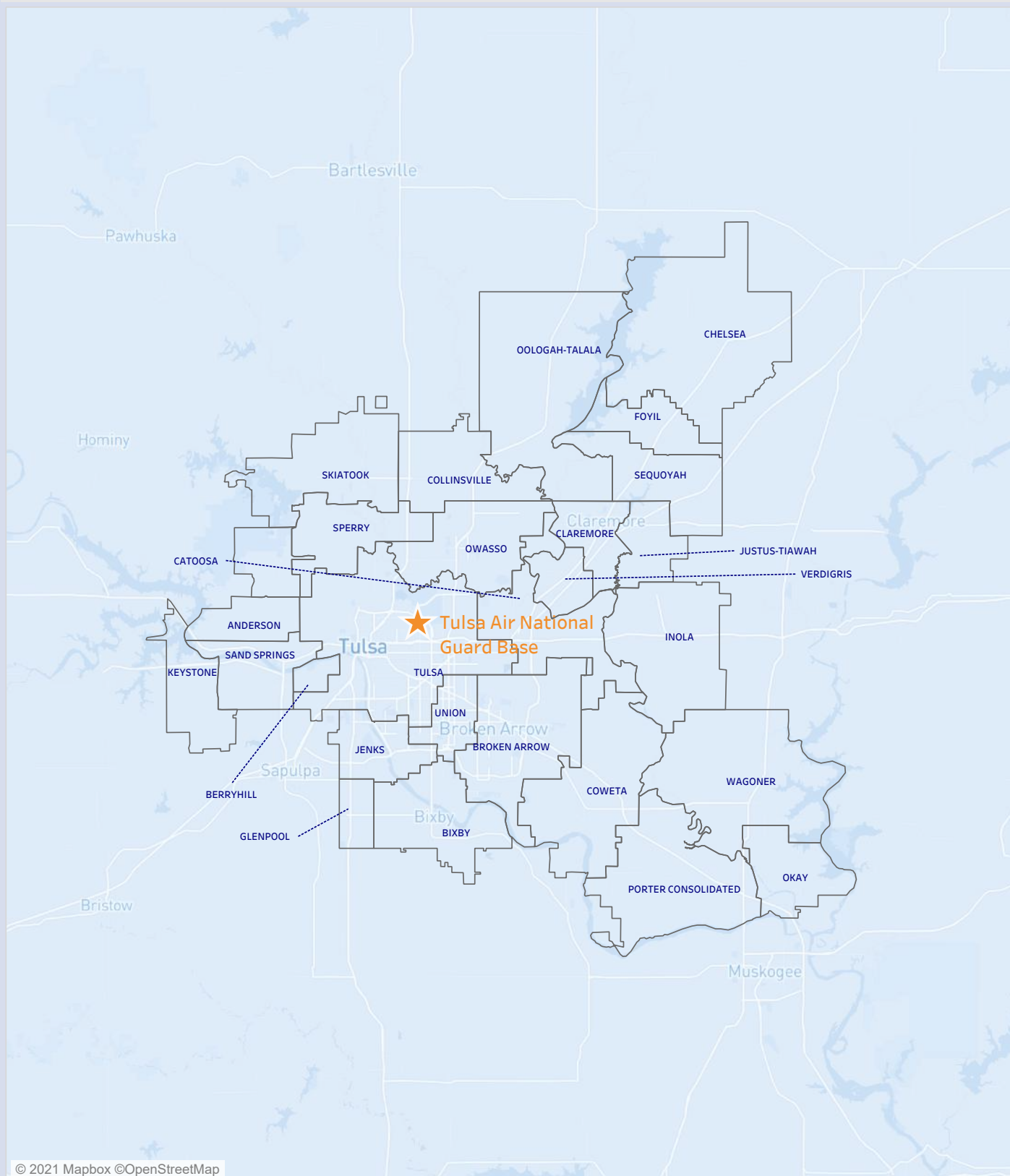
- The State of Oklahoma received an overall yellow rating for licensure portability indicating the State statutes (primarily 59 Okl. St. Ann. § 4100.5) contain barriers to licensure and certification portability for military spouses. This assessment was awarded for interstate compacts for Nursing and Physical Therapy occupations and providing expedited licensing and universal reciprocity of Teaching certifications. The State also provides temporary licensure to military spouses with no supervisory requirements for the Law profession
- Barriers remain for Accounting, Cosmetology, Engineering, EMS, and Psychology which include "substantial equivalency" requirements. This allows acceptance of another state's license if the requirements for obtaining the license are sufficiently similar to their own State's requirements and precludes acceptance if the requirements are not similar. Additionally, there are barriers for Other Occupations as current statute does not exclude any other occupations from licensure portability burdens
- If you have additional information or recently made changes to your State's licensure statutes, you can send the updated information to SAF.MRR.Workflow@us.af.mil for consideration and potential changes to the assessment
- Change from 2019: Despite joining the Audiology/Speech-Language Pathology Interstate Compact and passing new legislation improving the temporary licensing process for the Teaching profession (SB NO. 1125) there was no change from the 2019 assessment

Additional Notes:

- The education assessment cross references zip codes within the Military Housing Area (MHA) with zip codes of schools in the surrounding districts. Those school districts with zip codes that fall within the MHA of an installation are included in the analysis. In some locations, school district composition may have changed slightly due to the use of updated District IDs obtained from the Department of Education
- Graduation rates reflect a 4-year graduation, which was determined to be the expectation of Airmen, Guardians, and their families due to frequency of relocation
- The licensure assessment uses a checklist of licensure rules that states should have, and that they should avoid. For example, having a compact or temporary licensing rule and NOT having supervisory requirements are checklist items that lead to green. The Department of the Air Force reviewed state policies and programs intended to eliminate barriers to license portability for military spouses that were in effect as of 31 Dec. 2021

For additional information on Education and Licensure assessment criteria, methodology and data sources, please see the Support of Military Families Background Information provided at www.af.mil under the Support to Families banner. All questions and feedback should be directed to SAF.MRR.Workflow@us.af.mil.

School Districts Map




Support of Military Families - 2021

Vance Air Force Base, Oklahoma

Public Education*

2019 2021



KEY: ■ < 33.3% ■ 33.3% ≤ < 66.6% ■ 66.6% ≤ (Percentile):

Academic Performance Criteria

2019 2021



Graduation Rate



Student Learning Rate



School Climate Criteria



Chronic Absenteeism Rate



Suspension Rate



Service Offering Criteria



Pre-Kindergarten Availability



Student to Counselor Ratio



Student to Mental Health Support Ratio



Student to Nurse Ratio



Student to Teacher Ratio

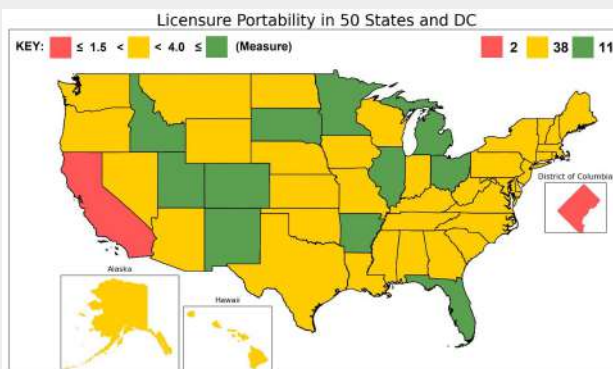


Data Source	Most Recent Survey Time Period Utilized	Date Last Updated
Department of Education - Civil Rights Data Collection District and School Data	SY 2017-2018	October 2020
Department of Education - EDFacts Graduation Rates (District and School Level)	SY 2018-2019	November 2020
Department of Education - National center for Education Statistics Common Core of Data Public Elementary/ Secondary School Universe Survey Data	SY 2019-2020	March 2021
Department of Education - National Center of Education Statistics Common Core of Data (School Search)	SY 2018-19 School Details and Enrollment Characteristics SY 2019-20 School Directory Information	April 2020 July 2020
Center for Education Policy Analysis: Stanford Education Data Archive (SEDA)	SY 2008-2009 through SY 2017-2018	February 2021

* Public Education is Compiled using 60% Academic Performance, 20% School Climate, and 20% Service Offering.

Licensure Portability

2019 2021



Accounting



Cosmetology



EMS



Engineering



Law



Nursing



Physical Therapy



Psychology



Teaching



Other Professions



Data Source	Most Recent Survey Time Period Utilized	Date Last Updated
State Laws, State Executive Orders, State Bar and Supreme Court Rules (Licensure)	Through Dec. 2021	Dec. 31, 2021

Areas Requiring Additional Support

Public Education

Mental Health Support



Growth Measure



Student to Teacher



Licensure Language

Substantial equivalence Expedite license Issue a temporary license

Profession

Accounting, Cosmetology, Engineering, EMS, Psychology



Support of Military Families - 2021

Vance Air Force Base, Oklahoma

Education and Licensure Assessment Narrative

Public Education:

(This assessment is a comparative analysis using colors to graphically display results for all criteria and categories. The colors are assigned using percentiles, divided into thirds, to provide information about a location's relative position compared to all other Department of the Air Force installations assessed)

- Vance Air Force Base, Oklahoma received an overall yellow rating for public education as it fell within the middle 33 percent of all Air Force installations assessed

- The areas with the lowest relative ranking which require additional state/community support include Student to Mental Health Professional Ratio, Growth Measure, and Student to Teacher Ratio

- Change from 2019: Vance Air Force Base, Oklahoma's overall education rating changed from red to yellow from 2019.

Licensure Portability:

- The State of Oklahoma received an overall yellow rating for licensure portability indicating the State statutes (primarily 59 Okl. St. Ann. § 4100.5) contain barriers to licensure and certification portability for military spouses. This assessment was awarded for interstate compacts for Nursing and Physical Therapy occupations and providing expedited licensing and universal reciprocity of Teaching certifications. The State also provides temporary licensure to military spouses with no supervisory requirements for the Law profession

- Barriers remain for Accounting, Cosmetology, Engineering, EMS, and Psychology which include "substantial equivalency" requirements. This allows acceptance of another state's license if the requirements for obtaining the license are sufficiently similar to their own State's requirements and precludes acceptance if the requirements are not similar. Additionally, there are barriers for Other Occupations as current statute does not exclude any other occupations from licensure portability burdens

- If you have additional information or recently made changes to your State's licensure statutes, you can send the updated information to SAF.MRR.Workflow@us.af.mil for consideration and potential changes to the assessment

- Change from 2019: Despite joining the Audiology/Speech-Language Pathology Interstate Compact and passing new legislation improving the temporary licensing process for the Teaching profession (SB NO. 1125) there was no change from the 2019 assessment

Additional Notes:

- The education assessment cross references zip codes within the Military Housing Area (MHA) with zip codes of schools in the surrounding districts. Those school districts with zip codes that fall within the MHA of an installation are included in the analysis. In some locations, school district composition may have changed slightly due to the use of updated District IDs obtained from the Department of Education

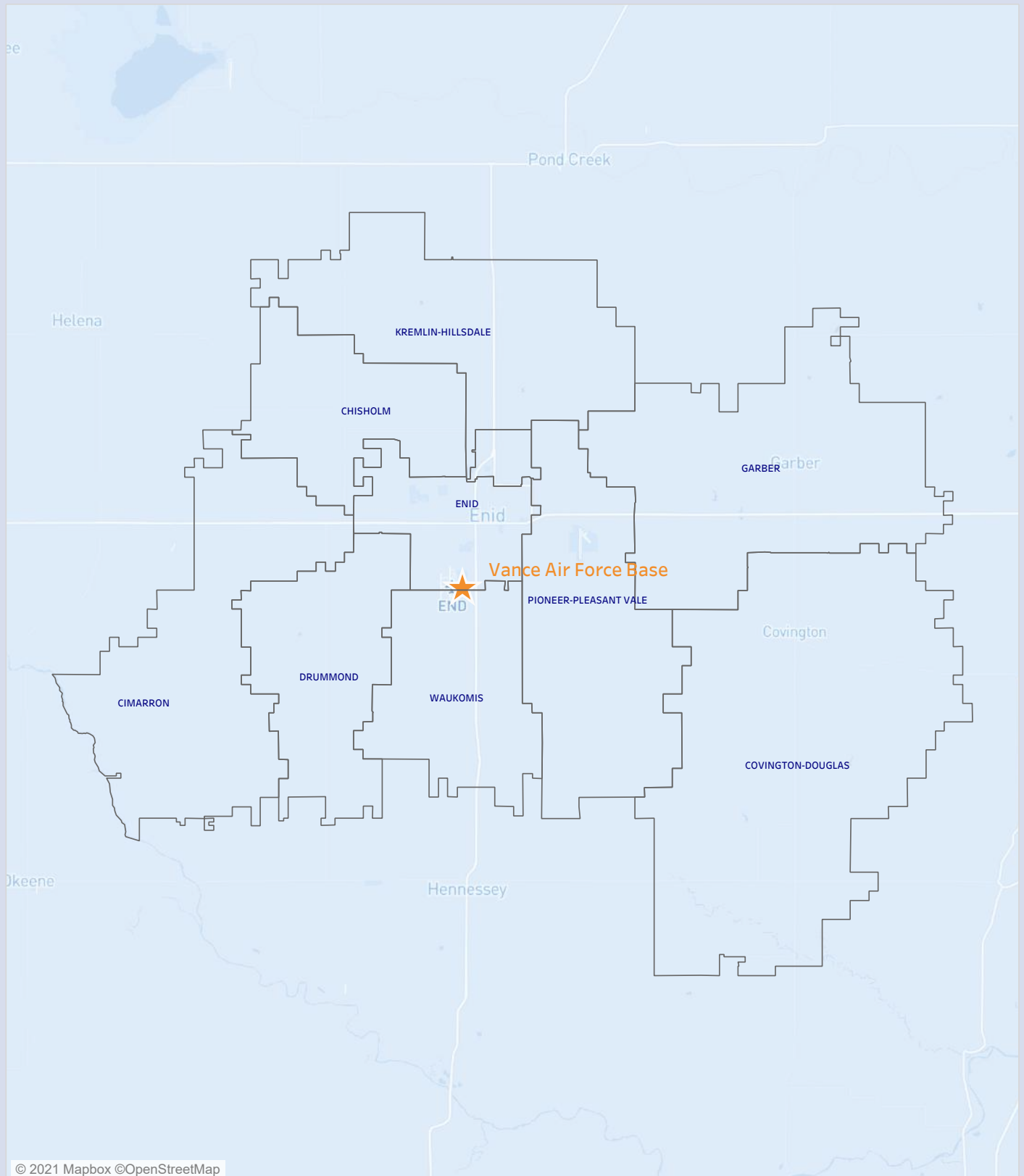
- Graduation rates reflect a 4-year graduation, which was determined to be the expectation of Airmen, Guardians, and their families due to frequency of relocation

- The licensure assessment uses a checklist of licensure rules that states should have, and that they should avoid. For example, having a compact or temporary licensing rule and NOT having supervisory requirements are checklist items that lead to green. The Department of the Air Force reviewed state policies and programs intended to eliminate barriers to license portability for military spouses that were in effect as of 31 Dec. 2021

For additional information on Education and Licensure assessment criteria, methodology and data sources, please see the Support of Military Families Background Information provided at www.af.mil under the Support to Families banner. All questions and feedback should be directed to SAF.MRR.Workflow@us.af.mil.

Vance Air Force Base, Oklahoma

School Districts Map

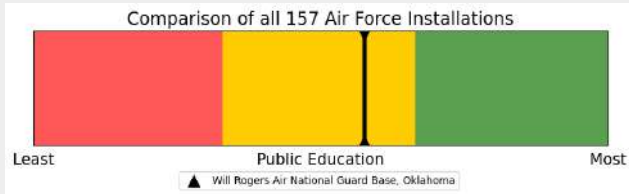


Support of Military Families - 2021

Will Rogers Air National Guard Base, Oklahoma

Public Education*

2019 2021



KEY: ■ < 33.3% ■ < 66.6% ■ (Percentile):

Academic Performance Criteria

2019 2021



Graduation Rate



Student Learning Rate



School Climate Criteria



Chronic Absenteeism Rate



Suspension Rate



Service Offering Criteria



Pre-Kindergarten Availability



Student to Counselor Ratio



Student to Mental Health Support Ratio



Student to Nurse Ratio



Student to Teacher Ratio

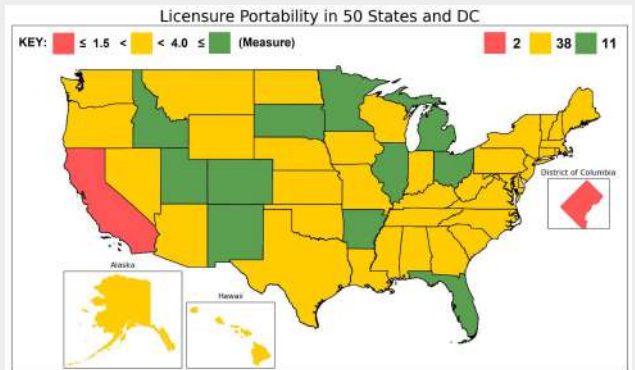


Data Source	Most Recent Survey Time Period Utilized	Date Last Updated
Department of Education - Civil Rights Data Collection District and School Data	SY 2017-2018	October 2020
Department of Education - EDFacts Graduation Rates (District and School Level)	SY 2018-2019	November 2020
Department of Education - National center for Education Statistics Common Core of Data Public Elementary/ Secondary School Universe Survey Data	SY 2019-2020	March 2021
Department of Education - National Center of Education Statistics Common Core of Data (School Search)	SY 2018-19 School Details and Enrollment Characteristics SY 2019-20 School Directory Information	April 2020 July 2020
Center for Education Policy Analysis: Stanford Education Data Archive (SEDA)	SY 2008-2009 through SY 2017-2018	February 2021

* Public Education is Compiled using 60% Academic Performance, 20% School Climate, and 20% Service Offering.

Licensure Portability

2019 2021



Accounting



Cosmetology



EMS



Engineering



Law



Nursing



Physical Therapy



Psychology



Teaching



Other Professions



Data Source	Most Recent Survey Time Period Utilized	Date Last Updated
State Laws, State Executive Orders, State Bar and Supreme Court Rules (Licensure)	Through Dec. 2021	Dec. 31, 2021

Areas Requiring Additional Support

Public Education

Suspension Rate



Student to Teacher



Student to Nurse



Licensure Language
Substantial equivalence Expedite license Issue a temporary license

Profession
Accounting, Cosmetology, Engineering, EMS, Psychology



Support of Military Families - 2021

Will Rogers Air National Guard Base, Oklahoma

Education and Licensure Assessment Narrative

Public Education:

(This assessment is a comparative analysis using colors to graphically display results for all criteria and categories. The colors are assigned using percentiles, divided into thirds, to provide information about a location's relative position compared to all other Department of the Air Force installations assessed)

- Will Rogers Air National Guard Base, Oklahoma received an overall yellow rating for public education as it fell within the middle 33 percent of all Air Force installations assessed

- The areas with the lowest relative ranking which require additional state/community support include Suspension Rate, Student to Teacher Ratio, and Student to Nurse Ratio

- Change from 2019: Will Rogers Air National Guard Base, Oklahoma's overall education rating did not shift from 2019.

Licensure Portability:

- The State of Oklahoma received an overall yellow rating for licensure portability indicating the State statutes (primarily 59 Okl. St. Ann. § 4100.5) contain barriers to licensure and certification portability for military spouses. This assessment was awarded for interstate compacts for Nursing and Physical Therapy occupations and providing expedited licensing and universal reciprocity of Teaching certifications. The State also provides temporary licensure to military spouses with no supervisory requirements for the Law profession

- Barriers remain for Accounting, Cosmetology, Engineering, EMS, and Psychology which include "substantial equivalency" requirements. This allows acceptance of another state's license if the requirements for obtaining the license are sufficiently similar to their own State's requirements and precludes acceptance if the requirements are not similar. Additionally, there are barriers for Other Occupations as current statute does not exclude any other occupations from licensure portability burdens

- If you have additional information or recently made changes to your State's licensure statutes, you can send the updated information to SAF.MRR.Workflow@us.af.mil for consideration and potential changes to the assessment

- Change from 2019: Despite joining the Audiology/Speech-Language Pathology Interstate Compact and passing new legislation improving the temporary licensing process for the Teaching profession (SB NO. 1125) there was no change from the 2019 assessment

Additional Notes:

- The education assessment cross references zip codes within the Military Housing Area (MHA) with zip codes of schools in the surrounding districts. Those school districts with zip codes that fall within the MHA of an installation are included in the analysis. In some locations, school district composition may have changed slightly due to the use of updated District IDs obtained from the Department of Education

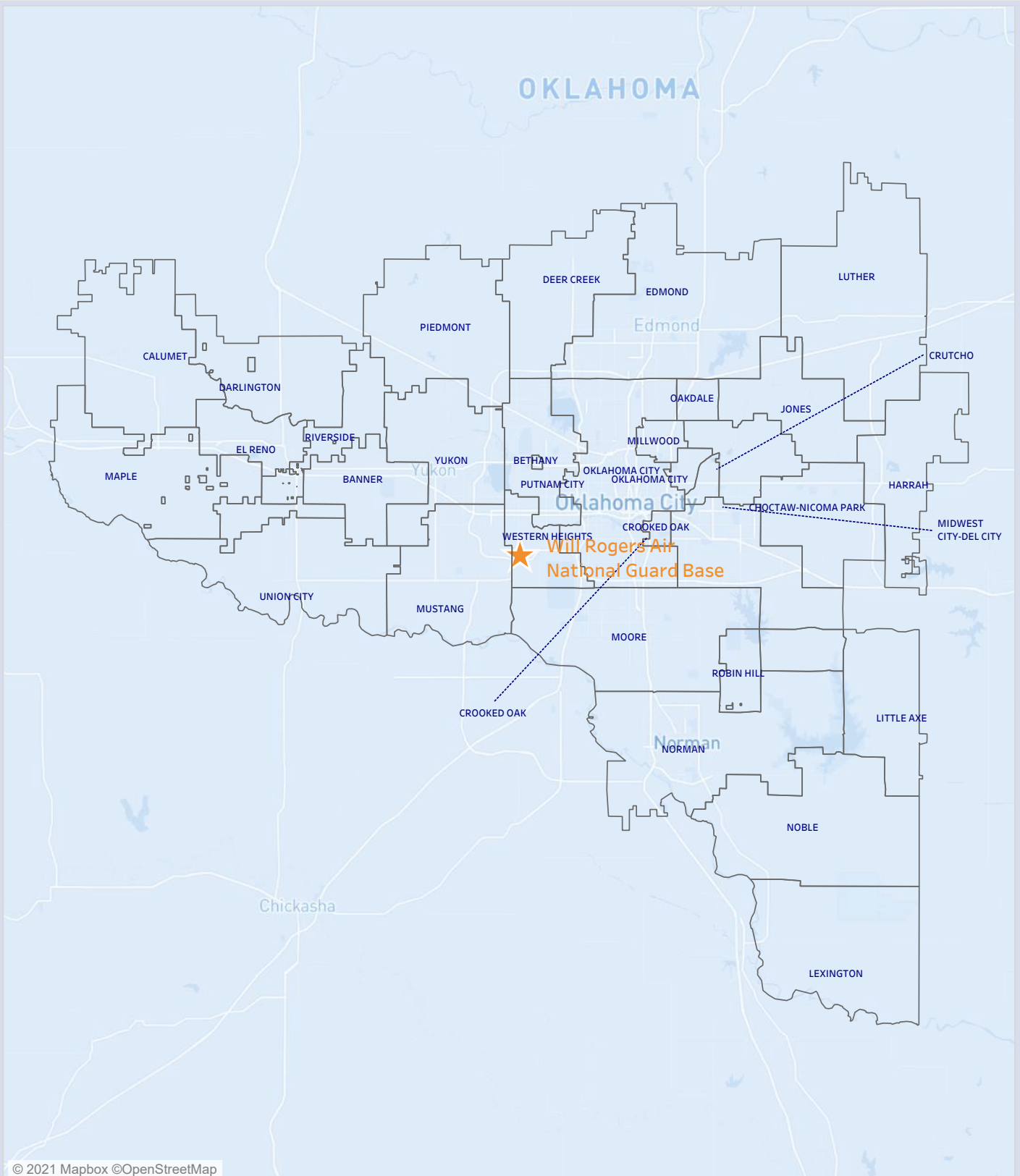
- Graduation rates reflect a 4-year graduation, which was determined to be the expectation of Airmen, Guardians, and their families due to frequency of relocation

- The licensure assessment uses a checklist of licensure rules that states should have, and that they should avoid. For example, having a compact or temporary licensing rule and NOT having supervisory requirements are checklist items that lead to green. The Department of the Air Force reviewed state policies and programs intended to eliminate barriers to license portability for military spouses that were in effect as of 31 Dec. 2021

For additional information on Education and Licensure assessment criteria, methodology and data sources, please see the Support of Military Families Background Information provided at www.af.mil under the Support to Families banner. All questions and feedback should be directed to SAF.MRR.Workflow@us.af.mil.

Will Rogers Air National Guard Base, Oklahoma

School Districts Map




Support of Military Families - 2021

Kingsley Field Air National Guard Base, Oregon

Public Education*

2019 2021



KEY: ■ < 33.3% ■ < 66.6% ■ (Percentile):

Academic Performance Criteria

2019 2021



Graduation Rate



Student Learning Rate



School Climate Criteria



Chronic Absenteeism Rate



Suspension Rate



Service Offering Criteria



Pre-Kindergarten Availability



Student to Counselor Ratio



Student to Mental Health Support Ratio



Student to Nurse Ratio



Student to Teacher Ratio

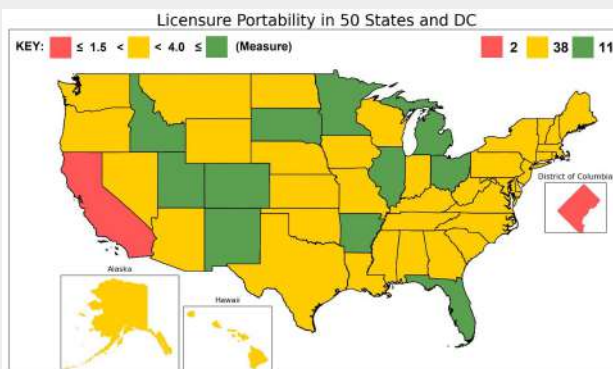


Data Source	Most Recent Survey Time Period Utilized	Date Last Updated
Department of Education - Civil Rights Data Collection District and School Data	SY 2017-2018	October 2020
Department of Education - EDFacts Graduation Rates (District and School Level)	SY 2018-2019	November 2020
Department of Education - National center for Education Statistics Common Core of Data Public Elementary/ Secondary School Universe Survey Data	SY 2019-2020	March 2021
Department of Education - National Center of Education Statistics Common Core of Data (School Search)	SY 2018-19 School Details and Enrollment Characteristics SY 2019-20 School Directory Information	April 2020 July 2020
Center for Education Policy Analysis: Stanford Education Data Archive (SEDA)	SY 2008-2009 through SY 2017-2018	February 2021

* Public Education is Compiled using 60% Academic Performance, 20% School Climate, and 20% Service Offering.

Licensure Portability

2019 2021



Accounting



Cosmetology



EMS



Engineering



Law



Nursing



Physical Therapy



Psychology



Teaching



Other Professions



Data Source	Most Recent Survey Time Period Utilized	Date Last Updated
State Laws, State Executive Orders, State Bar and Supreme Court Rules (Licensure)	Through Dec. 2021	Dec. 31, 2021

Areas Requiring Additional Support

Public Education

PreK



Graduation Rates



Student to Teacher



Licensure Language

Profession

Issue license (based on competency and if spouse has done job 1 of 3 years before application) Issue a temporary lice

Accounting, Cosmetology, Engineering, Nursing, Psychology, Teaching



Support of Military Families - 2021

Kingsley Field Air National Guard Base, Oregon

Education and Licensure Assessment Narrative

Public Education:

(This assessment is a comparative analysis using colors to graphically display results for all criteria and categories. The colors are assigned using percentiles, divided into thirds, to provide information about a location's relative position compared to all other Department of the Air Force installations assessed)

- Kingsley Field Air National Guard Base, Oregon received an overall yellow rating for public education as it fell within the middle 33 percent of all Air Force installations assessed

- The areas with the lowest relative ranking which require additional state/community support include Pre-school Availability, Graduation Rates, and Student to Teacher Ratio

- Change from 2019: Kingsley Field Air National Guard Base, Oregon's overall education rating did not shift from 2019.

Licensure Portability:

- The State of Oregon received an overall yellow rating for licensure portability indicating the State statutes (primarily O.R.S. § 676.308) contain barriers to licensure and certification portability for military spouses. This assessment was awarded for joining an interstate compact for Physical Therapy and having pending legislation to join Nursing and EMS compacts. The State also provides temporary licensure to military spouses with no supervisory requirements for the Law profession

- Barriers remain for Accounting, Cosmetology, Engineering, EMS, Nursing, Psychology, and Teaching which include language that the military spouse has done the same job for at least one year during the three years immediately preceding the date of application for license transfer. Additionally, there are barriers for Other Occupations as current statute does not exclude any other occupations from licensure portability burdens

- If you have additional information or recently made changes to your State's licensure statutes, you can send the updated information to SAF.MRR.Workflow@us.af.mil for consideration and potential changes to the assessment

- Change from 2019: No change from the 2019 assessment and no changes to the State's statute

Additional Notes:

- The education assessment cross references zip codes within the Military Housing Area (MHA) with zip codes of schools in the surrounding districts. Those school districts with zip codes that fall within the MHA of an installation are included in the analysis. In some locations, school district composition may have changed slightly due to the use of updated District IDs obtained from the Department of Education

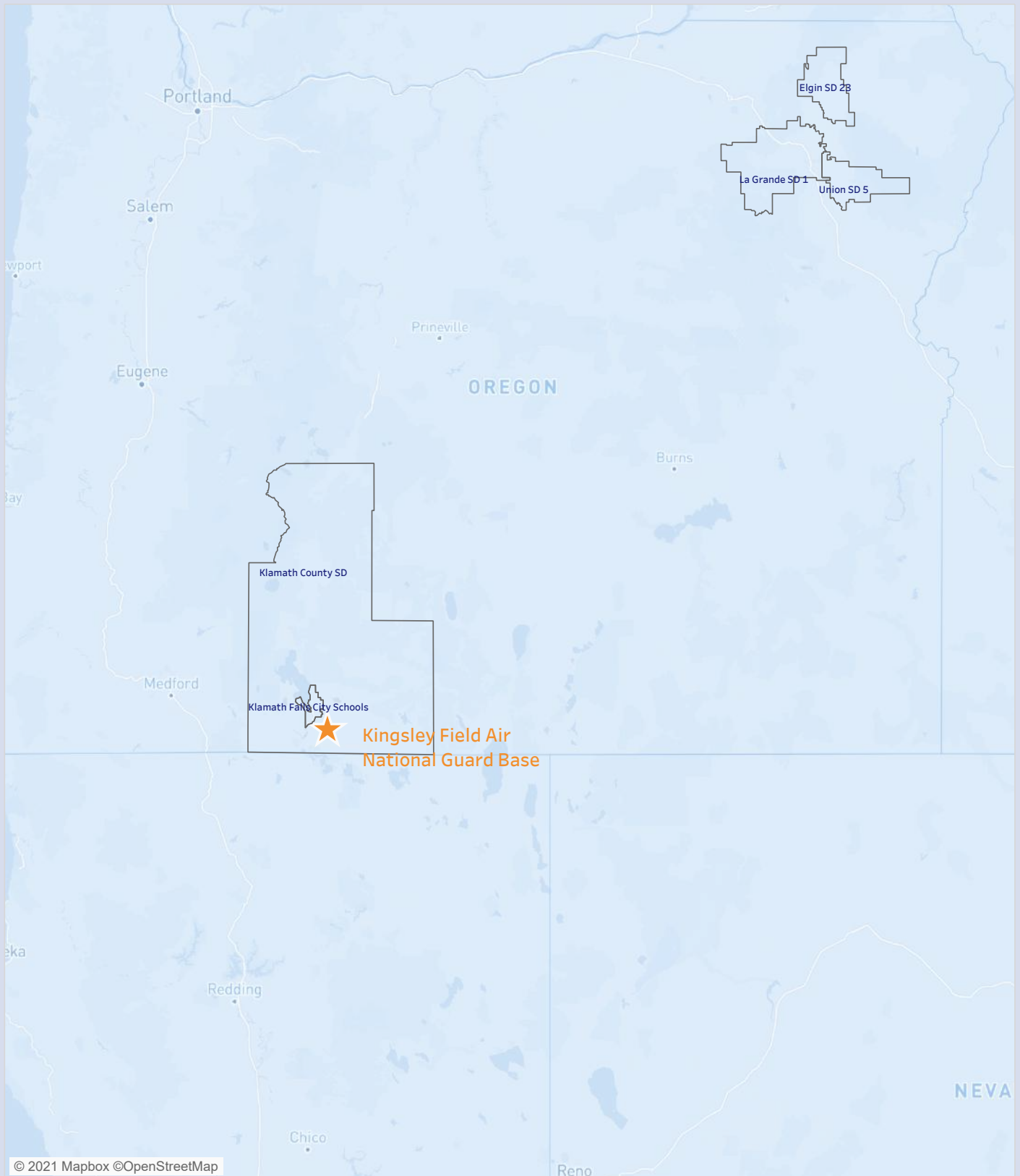
- Graduation rates reflect a 4-year graduation, which was determined to be the expectation of Airmen, Guardians, and their families due to frequency of relocation

- The licensure assessment uses a checklist of licensure rules that states should have, and that they should avoid. For example, having a compact or temporary licensing rule and NOT having supervisory requirements are checklist items that lead to green. The Department of the Air Force reviewed state policies and programs intended to eliminate barriers to license portability for military spouses that were in effect as of 31 Dec. 2021

For additional information on Education and Licensure assessment criteria, methodology and data sources, please see the Support of Military Families Background Information provided at www.af.mil under the Support to Families banner. All questions and feedback should be directed to SAF.MRR.Workflow@us.af.mil.

Kingsley Field Air National Guard Base, Oregon

School Districts Map

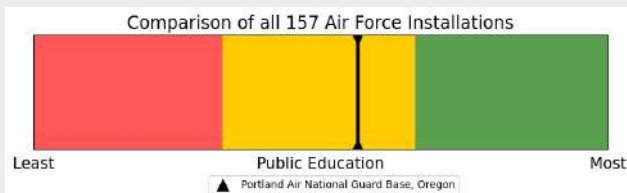


Support of Military Families - 2021

Portland Air National Guard Base, Oregon

Public Education*

2019 2021



KEY: ■ < 33.3% ■ < 66.6% ■ (Percentile):

Academic Performance Criteria

2019 2021



Graduation Rate



Student Learning Rate



School Climate Criteria



Chronic Absenteeism Rate



Suspension Rate



Service Offering Criteria



Pre-Kindergarten Availability



Student to Counselor Ratio



Student to Mental Health Support Ratio



Student to Nurse Ratio



Student to Teacher Ratio

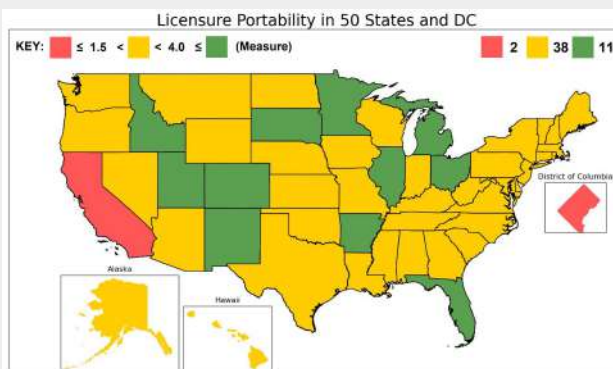


Data Source	Most Recent Survey Time Period Utilized	Date Last Updated
Department of Education - Civil Rights Data Collection District and School Data	SY 2017-2018	October 2020
Department of Education - EDFacts Graduation Rates (District and School Level)	SY 2018-2019	November 2020
Department of Education - National center for Education Statistics Common Core of Data Public Elementary/ Secondary School Universe Survey Data	SY 2019-2020	March 2021
Department of Education - National Center of Education Statistics Common Core of Data (School Search)	SY 2018-19 School Details and Enrollment Characteristics SY 2019-20 School Directory Information	April 2020 July 2020
Center for Education Policy Analysis: Stanford Education Data Archive (SEDA)	SY 2008-2009 through SY 2017-2018	February 2021

* Public Education is Compiled using 60% Academic Performance, 20% School Climate, and 20% Service Offering.

Licensure Portability

2019 2021



Accounting



Cosmetology



EMS



Engineering



Law



Nursing



Physical Therapy



Psychology



Teaching



Other Professions



Data Source	Most Recent Survey Time Period Utilized	Date Last Updated
State Laws, State Executive Orders, State Bar and Supreme Court Rules (Licensure)	Through Dec. 2021	Dec. 31, 2021

Areas Requiring Additional Support

Public Education

Student to Nurse



PreK



Chronic Absenteeism



Licensure Language

Issue license (based on competency and if spouse has done job 1 of 3 years before application) Issue a temporary lice

Profession

Accounting, Cosmetology, Engineering, Nursing, Psychology, Teaching



Support of Military Families - 2021

Portland Air National Guard Base, Oregon

Education and Licensure Assessment Narrative

Public Education:

(This assessment is a comparative analysis using colors to graphically display results for all criteria and categories. The colors are assigned using percentiles, divided into thirds, to provide information about a location's relative position compared to all other Department of the Air Force installations assessed)

- Portland Air National Guard Base, Oregon received an overall yellow rating for public education as it fell within the middle 33 percent of all Air Force installations assessed

- The areas with the lowest relative ranking which require additional state/community support include Student to Nurse Ratio, Pre-school Availability, and Chronic Absenteeism Rate

- Change from 2019: Portland Air National Guard Base, Oregon's overall education rating did not shift from 2019.

Licensure Portability:

- The State of Oregon received an overall yellow rating for licensure portability indicating the State statutes (primarily O.R.S. § 676.308) contain barriers to licensure and certification portability for military spouses. This assessment was awarded for joining an interstate compact for Physical Therapy and having pending legislation to join Nursing and EMS compacts. The State also provides temporary licensure to military spouses with no supervisory requirements for the Law profession

- Barriers remain for Accounting, Cosmetology, Engineering, EMS, Nursing, Psychology, and Teaching which include language that the military spouse has done the same job for at least one year during the three years immediately preceding the date of application for license transfer. Additionally, there are barriers for Other Occupations as current statute does not exclude any other occupations from licensure portability burdens

- If you have additional information or recently made changes to your State's licensure statutes, you can send the updated information to SAF.MRR.Workflow@us.af.mil for consideration and potential changes to the assessment

- Change from 2019: No change from the 2019 assessment and no changes to the State's statute

Additional Notes:

- The education assessment cross references zip codes within the Military Housing Area (MHA) with zip codes of schools in the surrounding districts. Those school districts with zip codes that fall within the MHA of an installation are included in the analysis. In some locations, school district composition may have changed slightly due to the use of updated District IDs obtained from the Department of Education

- Graduation rates reflect a 4-year graduation, which was determined to be the expectation of Airmen, Guardians, and their families due to frequency of relocation

- The licensure assessment uses a checklist of licensure rules that states should have, and that they should avoid. For example, having a compact or temporary licensing rule and NOT having supervisory requirements are checklist items that lead to green. The Department of the Air Force reviewed state policies and programs intended to eliminate barriers to license portability for military spouses that were in effect as of 31 Dec. 2021

For additional information on Education and Licensure assessment criteria, methodology and data sources, please see the Support of Military Families Background Information provided at www.af.mil under the Support to Families banner. All questions and feedback should be directed to SAF.MRR.Workflow@us.af.mil.

Support of Military Families - 2021

Harrisburg Air National Guard Base, Pennsylvania

Public Education*

2019 2021



KEY: ■ < 33.3% ■ < 66.6% ■ (Percentile):

Academic Performance Criteria

2019 2021



Graduation Rate



Student Learning Rate



School Climate Criteria



Chronic Absenteeism Rate



Suspension Rate



Service Offering Criteria



Pre-Kindergarten Availability



Student to Counselor Ratio



Student to Mental Health Support Ratio



Student to Nurse Ratio



Student to Teacher Ratio



Data Source	Most Recent Survey Time Period Utilized	Date Last Updated
Department of Education - Civil Rights Data Collection District and School Data	SY 2017-2018	October 2020
Department of Education - EDFacts Graduation Rates (District and School Level)	SY 2018-2019	November 2020
Department of Education - National center for Education Statistics Common Core of Data Public Elementary/ Secondary School Universe Survey Data	SY 2019-2020	March 2021
Department of Education - National Center of Education Statistics Common Core of Data (School Search)	SY 2018-19 School Details and Enrollment Characteristics SY 2019-20 School Directory Information	April 2020 July 2020
Center for Education Policy Analysis: Stanford Education Data Archive (SEDA)	SY 2008-2009 through SY 2017-2018	February 2021

* Public Education is Compiled using 60% Academic Performance, 20% School Climate, and 20% Service Offering.

Licensure Portability

2019 2021



Accounting



Cosmetology



EMS



Engineering



Law



Nursing



Physical Therapy



Psychology



Teaching



Other Professions



Data Source	Most Recent Survey Time Period Utilized	Date Last Updated
State Laws, State Executive Orders, State Bar and Supreme Court Rules (Licensure)	Through Dec. 2021	Dec. 31, 2021

Areas Requiring Additional Support

Public Education

PreK



Growth Measure



Suspension Rate



Licensure Language

Profession

Substantial equivalency requirements Must have 2 years experience in past 5 years

Engineering, EMS, Accounting, Cosmetology, Physical Therapy, Psychology, Teaching



Support of Military Families - 2021

Harrisburg Air National Guard Base, Pennsylvania

Education and Licensure Assessment Narrative

Public Education:

(This assessment is a comparative analysis using colors to graphically display results for all criteria and categories. The colors are assigned using percentiles, divided into thirds, to provide information about a location's relative position compared to all other Department of the Air Force installations assessed)

- Harrisburg Air National Guard Base, Pennsylvania received an overall green rating for public education as it fell within the top 33 percent of all Air Force installations assessed
- The areas with the lowest relative ranking which require additional state/community support include Pre-school Availability, Growth Measure, and Suspension Rate
- Change from 2019: Harrisburg Air National Guard Base, Pennsylvania's overall education rating did not shift from 2019.

Licensure Portability:

- The State of Pennsylvania received an overall yellow rating for licensure portability indicating State statutes (primarily 63 P.S. § 2206.1) contain barriers to licensure and certification portability for military spouses. This assessment was awarded for joining interstate compacts for Physical Therapy and Psychology occupations and providing temporary licensure to military spouses with no supervisory requirements for the Law profession
- Barriers remain for Accounting, Cosmetology, Engineering, EMS, Nursing, Physical Therapy, Psychology and Teaching which include "substantial equivalency" requirements. This allows acceptance of another state's license if the requirements for obtaining the license are sufficiently similar to their own State's requirements and precludes acceptance if the requirements are not similar. Additionally, there are barriers for Other Occupations as current statute does not exclude any other occupations from licensure portability burdens
- Barriers also remain for Physical Therapy even though Pennsylvania has enacted legislation to join the Physical Therapy Compact, but as of the time of this assessment, the compact benefits are not yet provided to military spouses as additional requirements need to be met in order for Pennsylvania to fully receive all of the compact privileges
- If you have additional information or recently made changes to your State's licensure statutes, you can send the updated information to SAF.MRR.Workflow@us.af.mil for consideration and potential changes to the assessment

Additional Notes:

- The education assessment cross references zip codes within the Military Housing Area (MHA) with zip codes of schools in the surrounding districts. Those school districts with zip codes that fall within the MHA of an installation are included in the analysis. In some locations, school district composition may have changed slightly due to the use of updated District IDs obtained from the Department of Education
- Graduation rates reflect a 4-year graduation, which was determined to be the expectation of Airmen, Guardians, and their families due to frequency of relocation
- The licensure assessment uses a checklist of licensure rules that states should have, and that they should avoid. For example, having a compact or temporary licensing rule and NOT having supervisory requirements are checklist items that lead to green. The Department of the Air Force reviewed state policies and programs intended to eliminate barriers to license portability for military spouses that were in effect as of 31 Dec. 2021

For additional information on Education and Licensure assessment criteria, methodology and data sources, please see the Support of Military Families Background Information provided at www.af.mil under the Support to Families banner. All questions and feedback should be directed to SAF.MRR.Workflow@us.af.mil.

Harrisburg Air National Guard Base, Pennsylvania

School Districts Map



Support of Military Families - 2021

Horsham Air Guard Station, Pennsylvania

2021

Public Education*



KEY: ■ < 33.3% ■ < 66.6% ■ (Percentile):

2021

Academic Performance Criteria

Graduation Rate

Student Learning Rate

School Climate Criteria

Chronic Absenteeism Rate

Suspension Rate

Service Offering Criteria

Pre-Kindergarten Availability

Student to Counselor Ratio

Student to Mental Health Support Ratio

Student to Nurse Ratio

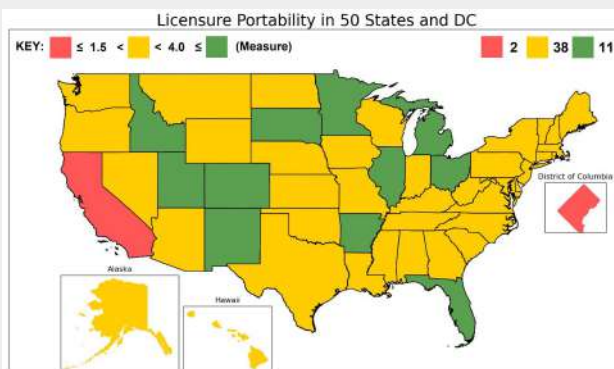
Student to Teacher Ratio

Data Source	Most Recent Survey Time Period Utilized	Date Last Updated
Department of Education - Civil Rights Data Collection District and School Data	SY 2017-2018	October 2020
Department of Education - EDFacts Graduation Rates (District and School Level)	SY 2018-2019	November 2020
Department of Education - National center for Education Statistics Common Core of Data Public Elementary/ Secondary School Universe Survey Data	SY 2019-2020	March 2021
Department of Education - National Center of Education Statistics Common Core of Data (School Search)	SY 2018-19 School Details and Enrollment Characteristics SY 2019-20 School Directory Information	April 2020 July 2020
Center for Education Policy Analysis: Stanford Education Data Archive (SEDA)	SY 2008-2009 through SY 2017-2018	February 2021

* Public Education is Compiled using 60% Academic Performance, 20% School Climate, and 20% Service Offering.

2019 2021

Licensure Portability



2019 2021

Accounting

Cosmetology

EMS

Engineering

Law

Nursing

Physical Therapy

Psychology

Teaching

Other Professions

Data Source	Most Recent Survey Time Period Utilized	Date Last Updated
State Laws, State Executive Orders, State Bar and Supreme Court Rules (Licensure)	Through Dec. 2021	Dec. 31, 2021

Areas Requiring Additional Support

Public Education

PreK

Growth Measure

Mental Health Support

Licensure Language

Substantial equivalency
Temporary license

Profession

EMS,
Accounting,
Engineering,
Psychology,
Teaching,
Cosmetology

Data Current as of Dec. 31, 2021

Support of Military Families - 2021

Horsham Air Guard Station, Pennsylvania

Education and Licensure Assessment Narrative

Public Education:

(This assessment is a comparative analysis using colors to graphically display results for all criteria and categories. The colors are assigned using percentiles, divided into thirds, to provide information about a location's relative position compared to all other Department of the Air Force installations assessed)

- Horsham Air Guard Station, Pennsylvania received an overall green rating for public education as it fell within the top 33 percent of all Air Force installations assessed

- The areas with the lowest relative ranking which require additional state/community support include Pre-school Availability, Growth Measure, and Student to Mental Health Professional Ratio

- Change from 2019: Horsham Air Guard Station, Pennsylvania's overall education rating did not shift from 2019.

Licensure Portability:

- The State of Pennsylvania received an overall yellow rating for licensure portability indicating State statutes (primarily 63 P.S. § 2206.1) contain barriers to licensure and certification portability for military spouses. This assessment was awarded for joining interstate compacts for Physical Therapy and Psychology occupations and providing temporary licensure to military spouses with no supervisory requirements for the Law profession

- Barriers remain for Accounting, Cosmetology, Engineering, EMS, Nursing, Physical Therapy, Psychology and Teaching which include "substantial equivalency" requirements. This allows acceptance of another state's license if the requirements for obtaining the license are sufficiently similar to their own State's requirements and precludes acceptance if the requirements are not similar. Additionally, there are barriers for Other Occupations as current statute does not exclude any other occupations from licensure portability burdens

- Barriers also remain for Physical Therapy even though Pennsylvania has enacted legislation to join the Physical Therapy Compact, but as of the time of this assessment, the compact benefits are not yet provided to military spouses as additional requirements need to be met in order for Pennsylvania to fully receive all of the compact privileges

- If you have additional information or recently made changes to your State's licensure statutes, you can send the updated information to SAF.MRR.Workflow@us.af.mil for consideration and potential changes to the assessment

Additional Notes:

- The education assessment cross references zip codes within the Military Housing Area (MHA) with zip codes of schools in the surrounding districts. Those school districts with zip codes that fall within the MHA of an installation are included in the analysis. In some locations, school district composition may have changed slightly due to the use of updated District IDs obtained from the Department of Education

- Graduation rates reflect a 4-year graduation, which was determined to be the expectation of Airmen, Guardians, and their families due to frequency of relocation

- The licensure assessment uses a checklist of licensure rules that states should have, and that they should avoid. For example, having a compact or temporary licensing rule and NOT having supervisory requirements are checklist items that lead to green. The Department of the Air Force reviewed state policies and programs intended to eliminate barriers to license portability for military spouses that were in effect as of 31 Dec. 2021

For additional information on Education and Licensure assessment criteria, methodology and data sources, please see the Support of Military Families Background Information provided at www.af.mil under the Support to Families banner. All questions and feedback should be directed to SAF.MRR.Workflow@us.af.mil.

Horsham Air Guard Station, Pennsylvania

School Districts Map



Support of Military Families - 2021

Johnstown Air National Guard Station, Pennsylvania

Public Education*

2021



KEY: ■ < 33.3% ■ < 66.6% ■ (Percentile):

Academic Performance Criteria

2021

Graduation Rate

Student Learning Rate

School Climate Criteria

Chronic Absenteeism Rate

Suspension Rate

Service Offering Criteria

Pre-Kindergarten Availability

Student to Counselor Ratio

Student to Mental Health Support Ratio

Student to Nurse Ratio

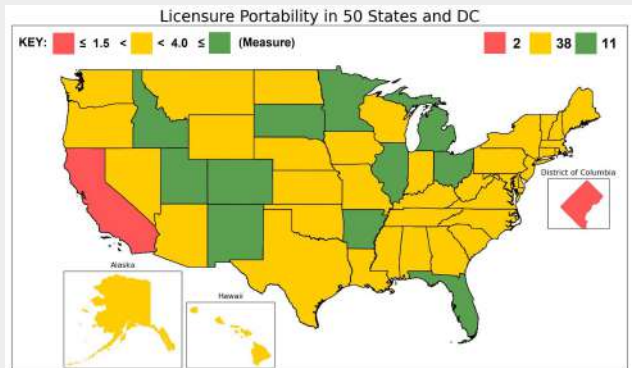
Student to Teacher Ratio

Data Source	Most Recent Survey Time Period Utilized	Date Last Updated
Department of Education - Civil Rights Data Collection District and School Data	SY 2017-2018	October 2020
Department of Education - EDFacts Graduation Rates (District and School Level)	SY 2018-2019	November 2020
Department of Education - National center for Education Statistics Common Core of Data Public Elementary/ Secondary School Universe Survey Data	SY 2019-2020	March 2021
Department of Education - National Center of Education Statistics Common Core of Data (School Search)	SY 2018-19 School Details and Enrollment Characteristics SY 2019-20 School Directory Information	April 2020 July 2020
Center for Education Policy Analysis: Stanford Education Data Archive (SEDA)	SY 2008-2009 through SY 2017-2018	February 2021

* Public Education is Compiled using 60% Academic Performance, 20% School Climate, and 20% Service Offering.

Licensure Portability

2019 2021



Accounting

Cosmetology

EMS

Engineering

Law

Nursing

Physical Therapy

Psychology

Teaching

Other Professions

Data Source	Most Recent Survey Time Period Utilized	Date Last Updated
State Laws, State Executive Orders, State Bar and Supreme Court Rules (Licensure)	Through Dec. 2021	Dec. 31, 2021

Areas Requiring Additional Support

Public Education

PreK

Growth Measure

Chronic Absenteeism

Licensure Language

Substantial equivalency
Temporary license

Profession

EMS,
Accounting,
Engineering,
Psychology,
Teaching,
Cosmetology

Data Current as of Dec. 31, 2021

Support of Military Families - 2021

Johnstown Air National Guard Station, Pennsylvania

Education and Licensure Assessment Narrative

Public Education:

(This assessment is a comparative analysis using colors to graphically display results for all criteria and categories. The colors are assigned using percentiles, divided into thirds, to provide information about a location's relative position compared to all other Department of the Air Force installations assessed)

- Johnstown Air National Guard Station, Pennsylvania received an overall green rating for public education as it fell within the top 33 percent of all Air Force installations assessed

- The areas with the lowest relative ranking which require additional state/community support include Pre-school Availability, Growth Measure, and Chronic Absenteeism Rate

- Change from 2019: Johnstown Air National Guard Station, Pennsylvania's overall education rating did not shift from 2019.

Licensure Portability:

- The State of Pennsylvania received an overall yellow rating for licensure portability indicating State statutes (primarily 63 P.S. § 2206.1) contain barriers to licensure and certification portability for military spouses. This assessment was awarded for joining interstate compacts for Physical Therapy and Psychology occupations and providing temporary licensure to military spouses with no supervisory requirements for the Law profession

- Barriers remain for Accounting, Cosmetology, Engineering, EMS, Nursing, Physical Therapy, Psychology and Teaching which include "substantial equivalency" requirements. This allows acceptance of another state's license if the requirements for obtaining the license are sufficiently similar to their own State's requirements and precludes acceptance if the requirements are not similar. Additionally, there are barriers for Other Occupations as current statute does not exclude any other occupations from licensure portability burdens

- Barriers also remain for Physical Therapy even though Pennsylvania has enacted legislation to join the Physical Therapy Compact, but as of the time of this assessment, the compact benefits are not yet provided to military spouses as additional requirements need to be met in order for Pennsylvania to fully receive all of the compact privileges

- If you have additional information or recently made changes to your State's licensure statutes, you can send the updated information to SAF.MRR.Workflow@us.af.mil for consideration and potential changes to the assessment

Additional Notes:

- The education assessment cross references zip codes within the Military Housing Area (MHA) with zip codes of schools in the surrounding districts. Those school districts with zip codes that fall within the MHA of an installation are included in the analysis. In some locations, school district composition may have changed slightly due to the use of updated District IDs obtained from the Department of Education

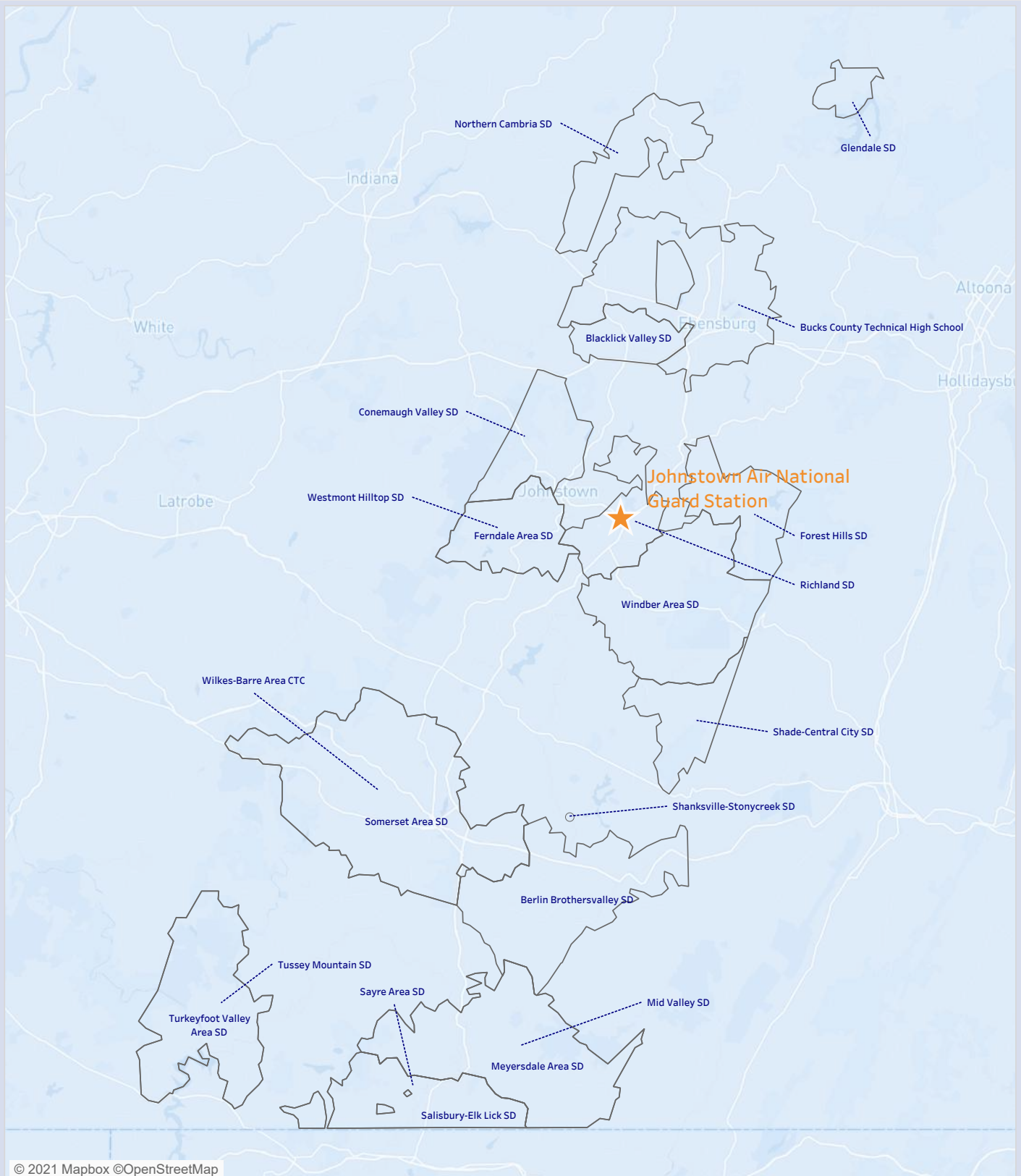
- Graduation rates reflect a 4-year graduation, which was determined to be the expectation of Airmen, Guardians, and their families due to frequency of relocation

- The licensure assessment uses a checklist of licensure rules that states should have, and that they should avoid. For example, having a compact or temporary licensing rule and NOT having supervisory requirements are checklist items that lead to green. The Department of the Air Force reviewed state policies and programs intended to eliminate barriers to license portability for military spouses that were in effect as of 31 Dec. 2021

For additional information on Education and Licensure assessment criteria, methodology and data sources, please see the Support of Military Families Background Information provided at www.af.mil under the Support to Families banner. All questions and feedback should be directed to SAF.MRR.Workflow@us.af.mil.

Johnstown Air National Guard Station, Pennsylvania

School Districts Map



Support of Military Families - 2021

Pittsburgh Air Reserve Station, Pennsylvania

Public Education*

2019 2021



KEY: ■ < 33.3% ■ < 66.6% ■ (Percentile):

Academic Performance Criteria

2019 2021



Graduation Rate



Student Learning Rate



School Climate Criteria



Chronic Absenteeism Rate



Suspension Rate



Service Offering Criteria



Pre-Kindergarten Availability



Student to Counselor Ratio



Student to Mental Health Support Ratio



Student to Nurse Ratio



Student to Teacher Ratio

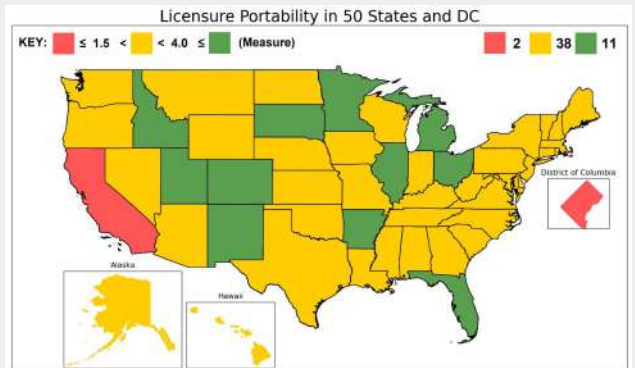


Data Source	Most Recent Survey Time Period Utilized	Date Last Updated
Department of Education - Civil Rights Data Collection District and School Data	SY 2017-2018	October 2020
Department of Education - EDFacts Graduation Rates (District and School Level)	SY 2018-2019	November 2020
Department of Education - National center for Education Statistics Common Core of Data Public Elementary/ Secondary School Universe Survey Data	SY 2019-2020	March 2021
Department of Education - National Center of Education Statistics Common Core of Data (School Search)	SY 2018-19 School Details and Enrollment Characteristics SY 2019-20 School Directory Information	April 2020 July 2020
Center for Education Policy Analysis: Stanford Education Data Archive (SEDA)	SY 2008-2009 through SY 2017-2018	February 2021

* Public Education is Compiled using 60% Academic Performance, 20% School Climate, and 20% Service Offering.

Licensure Portability

2019 2021



Accounting



Cosmetology



EMS



Engineering



Law



Nursing



Physical Therapy



Psychology



Teaching



Other Professions



Data Source	Most Recent Survey Time Period Utilized	Date Last Updated
State Laws, State Executive Orders, State Bar and Supreme Court Rules (Licensure)	Through Dec. 2021	Dec. 31, 2021

Areas Requiring Additional Support

Public Education

PreK



Growth Measure



Chronic Absenteeism



Licensure Language

Profession

Substantial equivalency requirements Must have 2 years experience in past 5 years

Engineering, EMS, Accounting, Cosmetology, Physical Therapy, Psychology, Teaching



Support of Military Families - 2021

Pittsburgh Air Reserve Station, Pennsylvania

Education and Licensure Assessment Narrative

Public Education:

(This assessment is a comparative analysis using colors to graphically display results for all criteria and categories. The colors are assigned using percentiles, divided into thirds, to provide information about a location's relative position compared to all other Department of the Air Force installations assessed)

- Pittsburgh Air Reserve Station, Pennsylvania received an overall green rating for public education as it fell within the top 33 percent of all Air Force installations assessed
- The areas with the lowest relative ranking which require additional state/community support include Pre-school Availability, Growth Measure, and Chronic Absenteeism Rate
- Change from 2019: Pittsburgh Air Reserve Station, Pennsylvania's overall education rating changed from yellow to green from 2019.

Licensure Portability:

- The State of Pennsylvania received an overall yellow rating for licensure portability indicating State statutes (primarily 63 P.S. § 2206.1) contain barriers to licensure and certification portability for military spouses. This assessment was awarded for joining interstate compacts for Physical Therapy and Psychology occupations and providing temporary licensure to military spouses with no supervisory requirements for the Law profession
- Barriers remain for Accounting, Cosmetology, Engineering, EMS, Nursing, Physical Therapy, Psychology and Teaching which include "substantial equivalency" requirements. This allows acceptance of another state's license if the requirements for obtaining the license are sufficiently similar to their own State's requirements and precludes acceptance if the requirements are not similar. Additionally, there are barriers for Other Occupations as current statute does not exclude any other occupations from licensure portability burdens
- Barriers also remain for Physical Therapy even though Pennsylvania has enacted legislation to join the Physical Therapy Compact, but as of the time of this assessment, the compact benefits are not yet provided to military spouses as additional requirements need to be met in order for Pennsylvania to fully receive all of the compact privileges
- If you have additional information or recently made changes to your State's licensure statutes, you can send the updated information to SAF.MRR.Workflow@us.af.mil for consideration and potential changes to the assessment

Additional Notes:

- The education assessment cross references zip codes within the Military Housing Area (MHA) with zip codes of schools in the surrounding districts. Those school districts with zip codes that fall within the MHA of an installation are included in the analysis. In some locations, school district composition may have changed slightly due to the use of updated District IDs obtained from the Department of Education
- Graduation rates reflect a 4-year graduation, which was determined to be the expectation of Airmen, Guardians, and their families due to frequency of relocation
- The licensure assessment uses a checklist of licensure rules that states should have, and that they should avoid. For example, having a compact or temporary licensing rule and NOT having supervisory requirements are checklist items that lead to green. The Department of the Air Force reviewed state policies and programs intended to eliminate barriers to license portability for military spouses that were in effect as of 31 Dec. 2021

For additional information on Education and Licensure assessment criteria, methodology and data sources, please see the Support of Military Families Background Information provided at www.af.mil under the Support to Families banner. All questions and feedback should be directed to SAF.MRR.Workflow@us.af.mil.

Pittsburgh Air Reserve Station, Pennsylvania

School Districts Map



Support of Military Families - 2021

Quonset Air National Guard Base, Rhode Island

Public Education*

2019 2021



KEY: ■ < 33.3% ■ < 66.6% ■ (Percentile):

Academic Performance Criteria

2019 2021



Graduation Rate



Student Learning Rate



School Climate Criteria



Chronic Absenteeism Rate



Suspension Rate



Service Offering Criteria



Pre-Kindergarten Availability



Student to Counselor Ratio



Student to Mental Health Support Ratio



Student to Nurse Ratio



Student to Teacher Ratio



Data Source	Most Recent Survey Time Period Utilized	Date Last Updated
Department of Education - Civil Rights Data Collection District and School Data	SY 2017-2018	October 2020
Department of Education - EDFacts Graduation Rates (District and School Level)	SY 2018-2019	November 2020
Department of Education - National center for Education Statistics Common Core of Data Public Elementary/ Secondary School Universe Survey Data	SY 2019-2020	March 2021
Department of Education - National Center of Education Statistics Common Core of Data (School Search)	SY 2018-19 School Details and Enrollment Characteristics SY 2019-20 School Directory Information	April 2020 July 2020
Center for Education Policy Analysis: Stanford Education Data Archive (SEDA)	SY 2008-2009 through SY 2017-2018	February 2021

* Public Education is Compiled using 60% Academic Performance, 20% School Climate, and 20% Service Offering.

Licensure Portability

2019 2021



Accounting



Cosmetology



EMS



Engineering



Law



Nursing



Physical Therapy



Psychology



Teaching



Other Professions



Data Source	Most Recent Survey Time Period Utilized	Date Last Updated
State Laws, State Executive Orders, State Bar and Supreme Court Rules (Licensure)	Through Dec. 2021	Dec. 31, 2021

Areas Requiring Additional Support

Public Education

Growth Measure



Chronic Absenteeism



Graduation Rates



Licensure Language

Substantial equivalence Expedite license Issue a temporary license (while completing additional requirements)

Profession

Engineering, EMS, Accounting, Cosmetology, Physical Therapy, Psychology, Teaching, Nursing



Support of Military Families - 2021

Quonset Air National Guard Base, Rhode Island

Education and Licensure Assessment Narrative

Public Education:

(This assessment is a comparative analysis using colors to graphically display results for all criteria and categories. The colors are assigned using percentiles, divided into thirds, to provide information about a location's relative position compared to all other Department of the Air Force installations assessed)

- Quonset Air National Guard Base, Rhode Island received an overall yellow rating for public education as it fell within the middle 33 percent of all Air Force installations assessed

- The areas with the lowest relative ranking which require additional state/community support include Growth Measure, Chronic Absenteeism Rate, and Graduation Rates

- Change from 2019: Quonset Air National Guard Base, Rhode Island's overall education rating did not shift from 2019.

Licensure Portability:

- The State of Rhode Island received an overall yellow rating for licensure portability indicating the State statutes (primarily Gen.Laws 1956, § 5-88-1) contain barriers to licensure and certification portability for military spouses. This assessment was awarded for the fact that all occupations include "substantial equivalency" requirements. This allows acceptance of another state's license if the requirements for obtaining the license are sufficiently similar to their own State's requirements and precludes acceptance if the requirements are not similar. Additionally, barriers remain for Other Occupations as current statute does not exclude any other occupations from licensure portability burdens. Law also has barriers as the State provides temporary licensure to military spouses with a requirement of having actively practiced law full-time for at least one year

- If you have additional information or recently made changes to your State's licensure statutes, you can send the updated information to SAF.MRR.Workflow@us.af.mil for consideration and potential changes to the assessment

- Change from 2019: No change from the 2019 assessment and no changes to the State's statute

Additional Notes:

- The education assessment cross references zip codes within the Military Housing Area (MHA) with zip codes of schools in the surrounding districts. Those school districts with zip codes that fall within the MHA of an installation are included in the analysis. In some locations, school district composition may have changed slightly due to the use of updated District IDs obtained from the Department of Education

- Graduation rates reflect a 4-year graduation, which was determined to be the expectation of Airmen, Guardians, and their families due to frequency of relocation

- The licensure assessment uses a checklist of licensure rules that states should have, and that they should avoid. For example, having a compact or temporary licensing rule and NOT having supervisory requirements are checklist items that lead to green. The Department of the Air Force reviewed state policies and programs intended to eliminate barriers to license portability for military spouses that were in effect as of 31 Dec. 2021

For additional information on Education and Licensure assessment criteria, methodology and data sources, please see the Support of Military Families Background Information provided at www.af.mil under the Support to Families banner. All questions and feedback should be directed to SAF.MRR.Workflow@us.af.mil.

Quonset Air National Guard Base, Rhode Island

School Districts Map




Support of Military Families - 2021

Joint Base Charleston, South Carolina

Public Education*

2019 2021



KEY: ■ < 33.3% ≤ ■ < 66.6% ≤ ■ (Percentile):

Academic Performance Criteria

2019 2021



Graduation Rate



Student Learning Rate



School Climate Criteria



Chronic Absenteeism Rate



Suspension Rate



Service Offering Criteria



Pre-Kindergarten Availability



Student to Counselor Ratio



Student to Mental Health Support Ratio



Student to Nurse Ratio



Student to Teacher Ratio

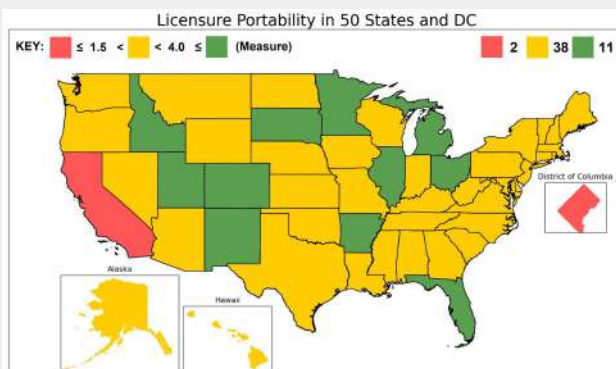


Data Source	Most Recent Survey Time Period Utilized	Date Last Updated
Department of Education - Civil Rights Data Collection District and School Data	SY 2017-2018	October 2020
Department of Education - EDFacts Graduation Rates (District and School Level)	SY 2018-2019	November 2020
Department of Education - National center for Education Statistics Common Core of Data Public Elementary/ Secondary School Universe Survey Data	SY 2019-2020	March 2021
Department of Education - National Center of Education Statistics Common Core of Data (School Search)	SY 2018-19 School Details and Enrollment Characteristics SY 2019-20 School Directory Information	April 2020 July 2020
Center for Education Policy Analysis: Stanford Education Data Archive (SEDA)	SY 2008-2009 through SY 2017-2018	February 2021

* Public Education is Compiled using 60% Academic Performance, 20% School Climate, and 20% Service Offering.

Licensure Portability

2019 2021



Accounting



Cosmetology



EMS



Engineering



Law



Nursing



Physical Therapy



Psychology



Teaching



Other Professions



Data Source	Most Recent Survey Time Period Utilized	Date Last Updated
State Laws, State Executive Orders, State Bar and Supreme Court Rules (Licensure)	Through Dec. 2021	Dec. 31, 2021

Areas Requiring Additional Support

Public Education

Suspension Rate



Graduation Rates



Growth Measure



Licensure Language

Profession

Temporary license for 1 year No hassles



Accounting,
Cosmetology,
Engineering,
Psychology,
Teaching

Support of Military Families - 2021

Joint Base Charleston, South Carolina

Education and Licensure Assessment Narrative

Public Education:

(This assessment is a comparative analysis using colors to graphically display results for all criteria and categories. The colors are assigned using percentiles, divided into thirds, to provide information about a location's relative position compared to all other Department of the Air Force installations assessed)

- Joint Base Charleston, South Carolina received an overall yellow rating for public education as it fell within the middle 33 percent of all Air Force installations assessed

- The areas with the lowest relative ranking which require additional state/community support include Suspension Rate, Graduation Rates, and Growth Measure

- Change from 2019: Joint Base Charleston, South Carolina's overall education rating did not shift from 2019.

Licensure Portability:

- The State of South Carolina received an overall yellow rating for licensure portability indicating the State statutes (primarily S455) contain barriers to licensure and certification portability for military spouses. This assessment was awarded for joining an interstate compact for Nursing. The State also provides temporary licensure to military spouses with no supervisory requirements for the Law profession

- Although South Carolina has enacted legislation to join the Physical Therapy Compact, as of the time of this assessment, the compact benefits are not yet being provided to military spouses as additional requirements need to be met in order for South Carolina to fully receive all of the compact privileges

- Barriers remain for Accounting, Cosmetology, Engineering, EMS, Psychology, Teaching, and Other Occupations which all include "substantially equivalent" requirements. This allows acceptance of another state's license if the requirements for obtaining the license are sufficiently similar to their own State's requirements and precludes acceptance if the requirements are not similar

- If you have additional information or recently made changes to your State's licensure statutes, you can send the updated information to SAF.MRR.Workflow@us.af.mil for consideration and potential changes to the assessment

- Change from 2019: Passing of legislation (S455) requiring substantially equivalent ("greater than or substantially similar") experience to receive licensing downgraded the assessment from green to yellow

Additional Notes:

- The education assessment cross references zip codes within the Military Housing Area (MHA) with zip codes of schools in the surrounding districts. Those school districts with zip codes that fall within the MHA of an installation are included in the analysis. In some locations, school district composition may have changed slightly due to the use of updated District IDs obtained from the Department of Education

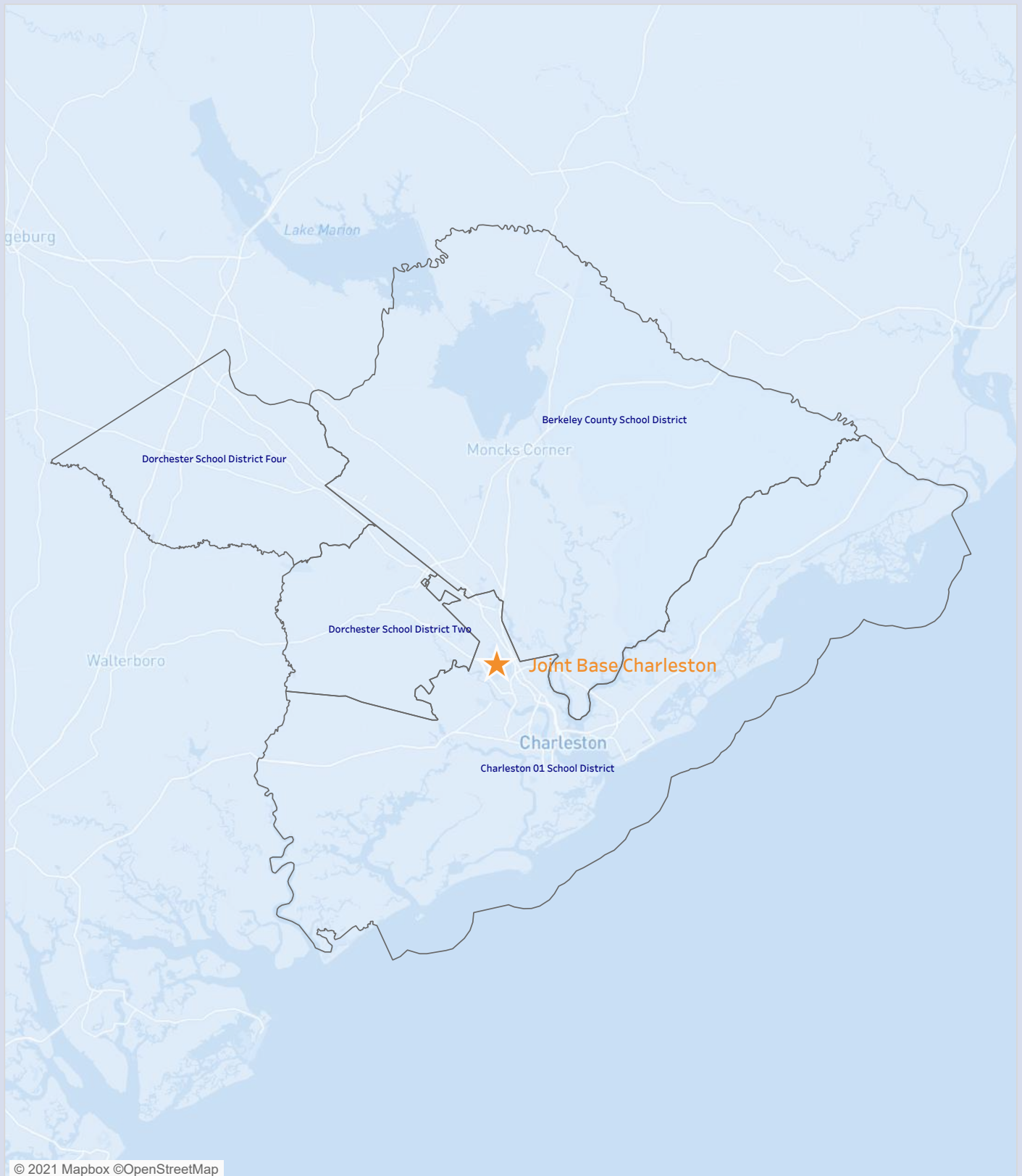
- Graduation rates reflect a 4-year graduation, which was determined to be the expectation of Airmen, Guardians, and their families due to frequency of relocation

- The licensure assessment uses a checklist of licensure rules that states should have, and that they should avoid. For example, having a compact or temporary licensing rule and NOT having supervisory requirements are checklist items that lead to green. The Department of the Air Force reviewed state policies and programs intended to eliminate barriers to license portability for military spouses that were in effect as of 31 Dec. 2021

For additional information on Education and Licensure assessment criteria, methodology and data sources, please see the Support of Military Families Background Information provided at www.af.mil under the Support to Families banner. All questions and feedback should be directed to SAF.MRR.Workflow@us.af.mil.

Joint Base Charleston, South Carolina

School Districts Map



Support of Military Families - 2021

McEntire Joint National Guard Base, South Carolina

Public Education*

2019 2021



KEY: ■ < 33.3% ■ 33.3% ≤ < 66.6% ■ 66.6% ≤ (Percentile):

Academic Performance Criteria

2019 2021



Graduation Rate



Student Learning Rate



School Climate Criteria



Chronic Absenteeism Rate



Suspension Rate



Service Offering Criteria



Pre-Kindergarten Availability



Student to Counselor Ratio



Student to Mental Health Support Ratio



Student to Nurse Ratio



Student to Teacher Ratio

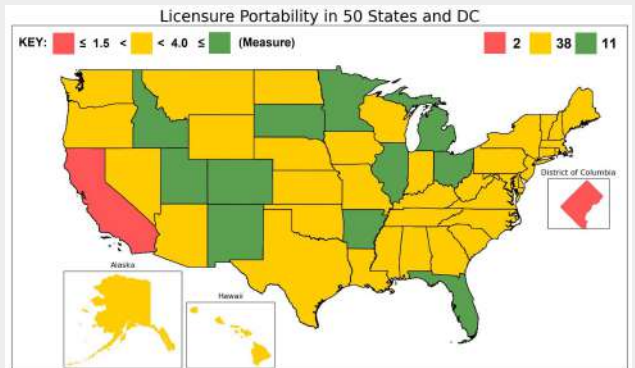


Data Source	Most Recent Survey Time Period Utilized	Date Last Updated
Department of Education - Civil Rights Data Collection District and School Data	SY 2017-2018	October 2020
Department of Education - EDFacts Graduation Rates (District and School Level)	SY 2018-2019	November 2020
Department of Education - National center for Education Statistics Common Core of Data Public Elementary/ Secondary School Universe Survey Data	SY 2019-2020	March 2021
Department of Education - National Center of Education Statistics Common Core of Data (School Search)	SY 2018-19 School Details and Enrollment Characteristics SY 2019-20 School Directory Information	April 2020 July 2020
Center for Education Policy Analysis: Stanford Education Data Archive (SEDA)	SY 2008-2009 through SY 2017-2018	February 2021

* Public Education is Compiled using 60% Academic Performance, 20% School Climate, and 20% Service Offering.

Licensure Portability

2019 2021



Accounting



Cosmetology



EMS



Engineering



Law



Nursing



Physical Therapy



Psychology



Teaching



Other Professions



Data Source	Most Recent Survey Time Period Utilized	Date Last Updated
State Laws, State Executive Orders, State Bar and Supreme Court Rules (Licensure)	Through Dec. 2021	Dec. 31, 2021

Areas Requiring Additional Support

Public Education

Suspension Rate



Graduation Rates



Growth Measure



Licensure Language

Profession

Temporary license for 1 year No hassles

Accounting,
Cosmetology,
Engineering,
Psychology,
Teaching



Support of Military Families - 2021

McEntire Joint National Guard Base, South Carolina

Education and Licensure Assessment Narrative

Public Education:

(This assessment is a comparative analysis using colors to graphically display results for all criteria and categories. The colors are assigned using percentiles, divided into thirds, to provide information about a location's relative position compared to all other Department of the Air Force installations assessed)

- McEntire Joint National Guard Base, South Carolina received an overall red rating for public education as it fell within the bottom 33 percent of all Air Force installations assessed

- The areas with the lowest relative ranking which require additional state/community support include Suspension Rate, Graduation Rates, and Growth Measure

- Change from 2019: McEntire Joint National Guard Base, South Carolina's overall education rating changed from yellow to red from 2019.

Licensure Portability:

- The State of South Carolina received an overall yellow rating for licensure portability indicating the State statutes (primarily S455) contain barriers to licensure and certification portability for military spouses. This assessment was awarded for joining an interstate compact for Nursing. The State also provides temporary licensure to military spouses with no supervisory requirements for the Law profession

- Although South Carolina has enacted legislation to join the Physical Therapy Compact, as of the time of this assessment, the compact benefits are not yet being provided to military spouses as additional requirements need to be met in order for South Carolina to fully receive all of the compact privileges

- Barriers remain for Accounting, Cosmetology, Engineering, EMS, Psychology, Teaching, and Other Occupations which all include "substantially equivalent" requirements. This allows acceptance of another state's license if the requirements for obtaining the license are sufficiently similar to their own State's requirements and precludes acceptance if the requirements are not similar

- If you have additional information or recently made changes to your State's licensure statutes, you can send the updated information to SAF.MRR.Workflow@us.af.mil for consideration and potential changes to the assessment

- Change from 2019: Passing of legislation (S455) requiring substantially equivalent ("greater than or substantially similar") experience to receive licensing downgraded the assessment from green to yellow

Additional Notes:

- The education assessment cross references zip codes within the Military Housing Area (MHA) with zip codes of schools in the surrounding districts. Those school districts with zip codes that fall within the MHA of an installation are included in the analysis. In some locations, school district composition may have changed slightly due to the use of updated District IDs obtained from the Department of Education

- Graduation rates reflect a 4-year graduation, which was determined to be the expectation of Airmen, Guardians, and their families due to frequency of relocation

- The licensure assessment uses a checklist of licensure rules that states should have, and that they should avoid. For example, having a compact or temporary licensing rule and NOT having supervisory requirements are checklist items that lead to green. The Department of the Air Force reviewed state policies and programs intended to eliminate barriers to license portability for military spouses that were in effect as of 31 Dec. 2021

For additional information on Education and Licensure assessment criteria, methodology and data sources, please see the Support of Military Families Background Information provided at www.af.mil under the Support to Families banner. All questions and feedback should be directed to SAF.MRR.Workflow@us.af.mil.

McEntire Joint National Guard Base, South Carolina

School Districts Map

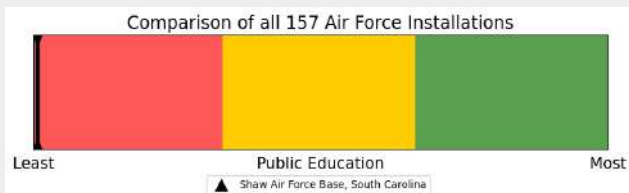


Support of Military Families - 2021

Shaw Air Force Base, South Carolina

Public Education*

2019 2021



KEY: ■ < 33.3% ≤ ■ < 66.6% ≤ ■ (Percentile):

Academic Performance Criteria

2019 2021



Graduation Rate



Student Learning Rate



School Climate Criteria



Chronic Absenteeism Rate



Suspension Rate



Service Offering Criteria



Pre-Kindergarten Availability



Student to Counselor Ratio



Student to Mental Health Support Ratio



Student to Nurse Ratio



Student to Teacher Ratio

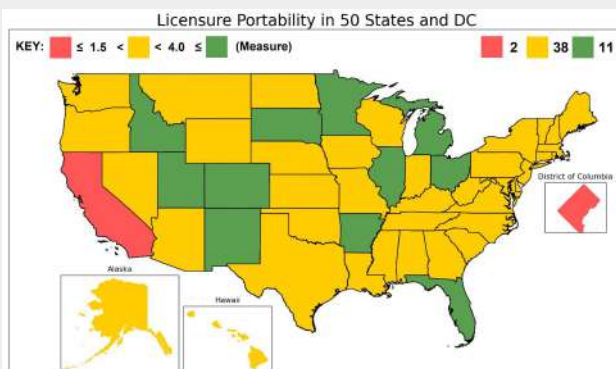


Data Source	Most Recent Survey Time Period Utilized	Date Last Updated
Department of Education - Civil Rights Data Collection District and School Data	SY 2017-2018	October 2020
Department of Education - EDFacts Graduation Rates (District and School Level)	SY 2018-2019	November 2020
Department of Education - National center for Education Statistics Common Core of Data Public Elementary/ Secondary School Universe Survey Data	SY 2019-2020	March 2021
Department of Education - National Center of Education Statistics Common Core of Data (School Search)	SY 2018-19 School Details and Enrollment Characteristics SY 2019-20 School Directory Information	April 2020 July 2020
Center for Education Policy Analysis: Stanford Education Data Archive (SEDA)	SY 2008-2009 through SY 2017-2018	February 2021

* Public Education is Compiled using 60% Academic Performance, 20% School Climate, and 20% Service Offering.

Licensure Portability

2019 2021



Accounting



Cosmetology



EMS



Engineering



Law



Nursing



Physical Therapy



Psychology



Teaching



Other Professions



Data Source	Most Recent Survey Time Period Utilized	Date Last Updated
State Laws, State Executive Orders, State Bar and Supreme Court Rules (Licensure)	Through Dec. 2021	Dec. 31, 2021

Areas Requiring Additional Support

Public Education

Suspension Rate



Growth Measure



Student to Teacher



Licensure Language

Profession

Temporary license for 1 year No hassles

Accounting,
Cosmetology,
Engineering,
Psychology,
Teaching



Support of Military Families - 2021

Shaw Air Force Base, South Carolina

Education and Licensure Assessment Narrative

Public Education:

(This assessment is a comparative analysis using colors to graphically display results for all criteria and categories. The colors are assigned using percentiles, divided into thirds, to provide information about a location's relative position compared to all other Department of the Air Force installations assessed)

- Shaw Air Force Base, South Carolina received an overall red rating for public education as it fell within the bottom 33 percent of all Air Force installations assessed

- The areas with the lowest relative ranking which require additional state/community support include Suspension Rate, Growth Measure, and Student to Teacher Ratio

- Change from 2019: Shaw Air Force Base, South Carolina's overall education rating changed from yellow to red from 2019.

Licensure Portability:

- The State of South Carolina received an overall yellow rating for licensure portability indicating the State statutes (primarily S455) contain barriers to licensure and certification portability for military spouses. This assessment was awarded for joining an interstate compact for Nursing. The State also provides temporary licensure to military spouses with no supervisory requirements for the Law profession

- Although South Carolina has enacted legislation to join the Physical Therapy Compact, as of the time of this assessment, the compact benefits are not yet being provided to military spouses as additional requirements need to be met in order for South Carolina to fully receive all of the compact privileges

- Barriers remain for Accounting, Cosmetology, Engineering, EMS, Psychology, Teaching, and Other Occupations which all include "substantially equivalent" requirements. This allows acceptance of another state's license if the requirements for obtaining the license are sufficiently similar to their own State's requirements and precludes acceptance if the requirements are not similar

- If you have additional information or recently made changes to your State's licensure statutes, you can send the updated information to SAF.MRR.Workflow@us.af.mil for consideration and potential changes to the assessment

- Change from 2019: Passing of legislation (S455) requiring substantially equivalent ("greater than or substantially similar") experience to receive licensing downgraded the assessment from green to yellow

Additional Notes:

- The education assessment cross references zip codes within the Military Housing Area (MHA) with zip codes of schools in the surrounding districts. Those school districts with zip codes that fall within the MHA of an installation are included in the analysis. In some locations, school district composition may have changed slightly due to the use of updated District IDs obtained from the Department of Education

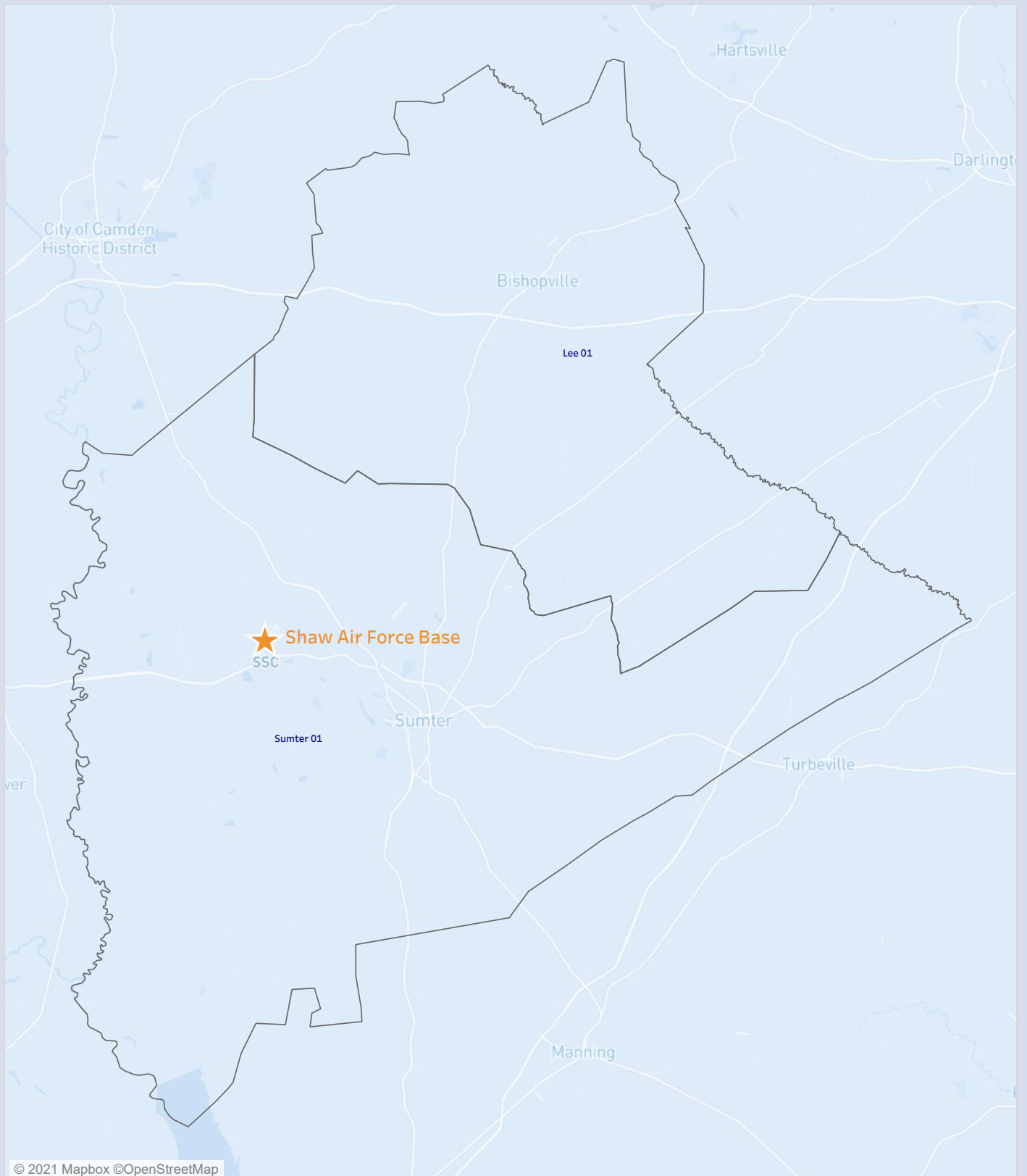
- Graduation rates reflect a 4-year graduation, which was determined to be the expectation of Airmen, Guardians, and their families due to frequency of relocation

- The licensure assessment uses a checklist of licensure rules that states should have, and that they should avoid. For example, having a compact or temporary licensing rule and NOT having supervisory requirements are checklist items that lead to green. The Department of the Air Force reviewed state policies and programs intended to eliminate barriers to license portability for military spouses that were in effect as of 31 Dec. 2021

For additional information on Education and Licensure assessment criteria, methodology and data sources, please see the Support of Military Families Background Information provided at www.af.mil under the Support to Families banner. All questions and feedback should be directed to SAF.MRR.Workflow@us.af.mil.

Shaw Air Force Base, South Carolina

School Districts Map




Support of Military Families - 2021

Ellsworth Air Force Base, South Dakota

Public Education*

2019 2021



KEY: ■ < 33.3% ≤ ■ < 66.6% ≤ ■ (Percentile):

Academic Performance Criteria

2019 2021



Graduation Rate



Student Learning Rate



School Climate Criteria



Chronic Absenteeism Rate



Suspension Rate



Service Offering Criteria



Pre-Kindergarten Availability



Student to Counselor Ratio



Student to Mental Health Support Ratio



Student to Nurse Ratio



Student to Teacher Ratio



Data Source	Most Recent Survey Time Period Utilized	Date Last Updated
Department of Education - Civil Rights Data Collection District and School Data	SY 2017-2018	October 2020
Department of Education - EDFacts Graduation Rates (District and School Level)	SY 2018-2019	November 2020
Department of Education - National center for Education Statistics Common Core of Data Public Elementary/ Secondary School Universe Survey Data	SY 2019-2020	March 2021
Department of Education - National Center of Education Statistics Common Core of Data (School Search)	SY 2018-19 School Details and Enrollment Characteristics SY 2019-20 School Directory Information	April 2020 July 2020
Center for Education Policy Analysis: Stanford Education Data Archive (SEDA)	SY 2008-2009 through SY 2017-2018	February 2021

* Public Education is Compiled using 60% Academic Performance, 20% School Climate, and 20% Service Offering.

Licensure Portability

2019 2021



Accounting



Cosmetology



EMS



Engineering



Law



Nursing



Physical Therapy



Psychology



Teaching



Other Professions



Data Source	Most Recent Survey Time Period Utilized	Date Last Updated
State Laws, State Executive Orders, State Bar and Supreme Court Rules (Licensure)	Through Dec. 2021	Dec. 31, 2021

Areas Requiring Additional Support

Public Education

PreK



Graduation Rates



Chronic Absenteeism



Support of Military Families - 2021

Ellsworth Air Force Base, South Dakota

Education and Licensure Assessment Narrative

Public Education:

(This assessment is a comparative analysis using colors to graphically display results for all criteria and categories. The colors are assigned using percentiles, divided into thirds, to provide information about a location's relative position compared to all other Department of the Air Force installations assessed)

- Ellsworth Air Force Base, South Dakota received an overall yellow rating for public education as it fell within the middle 33 percent of all Air Force installations assessed

- The areas with the lowest relative ranking which require additional state/community support include Pre-school Availability, Graduation Rates, and Chronic Absenteeism Rate

- Change from 2019: Ellsworth Air Force Base, South Dakota's overall education rating did not shift from 2019.

Licensure Portability:

- The State of South Dakota received an overall green rating for licensure portability indicating the State statutes (primarily SDCL § 36-1B-1) are effective in removing barriers to licensure and certification portability. Military spouses can easily transfer professional licenses and certificates from other states and sustain their careers. This assessment was awarded for language for all occupations that "State agencies shall issue licenses within 30 days to licensed military spouses" and joining interstate compacts for Nursing and Physical Therapy. Providing permanent licensure with no supervisory requirements for the Law profession removed barriers for military spouses as did not excluding any other occupations from licensure portability

- Barriers remain for Accounting, Cosmetology, Engineering, and Teaching which include a "substantial equivalency" requirements

- If you have additional information or recently made changes to your State's licensure statutes, you can send the updated information to SAF.MRR.Workflow@us.af.mil for consideration and potential changes to the assessment

- Change from 2019: Enacted legislation including the language that "State agencies shall issue licenses within 30 days to licensed military spouses" removed barriers for military spouses and transition the State's assessment from yellow to green

Additional Notes:

- The education assessment cross references zip codes within the Military Housing Area (MHA) with zip codes of schools in the surrounding districts. Those school districts with zip codes that fall within the MHA of an installation are included in the analysis. In some locations, school district composition may have changed slightly due to the use of updated District IDs obtained from the Department of Education

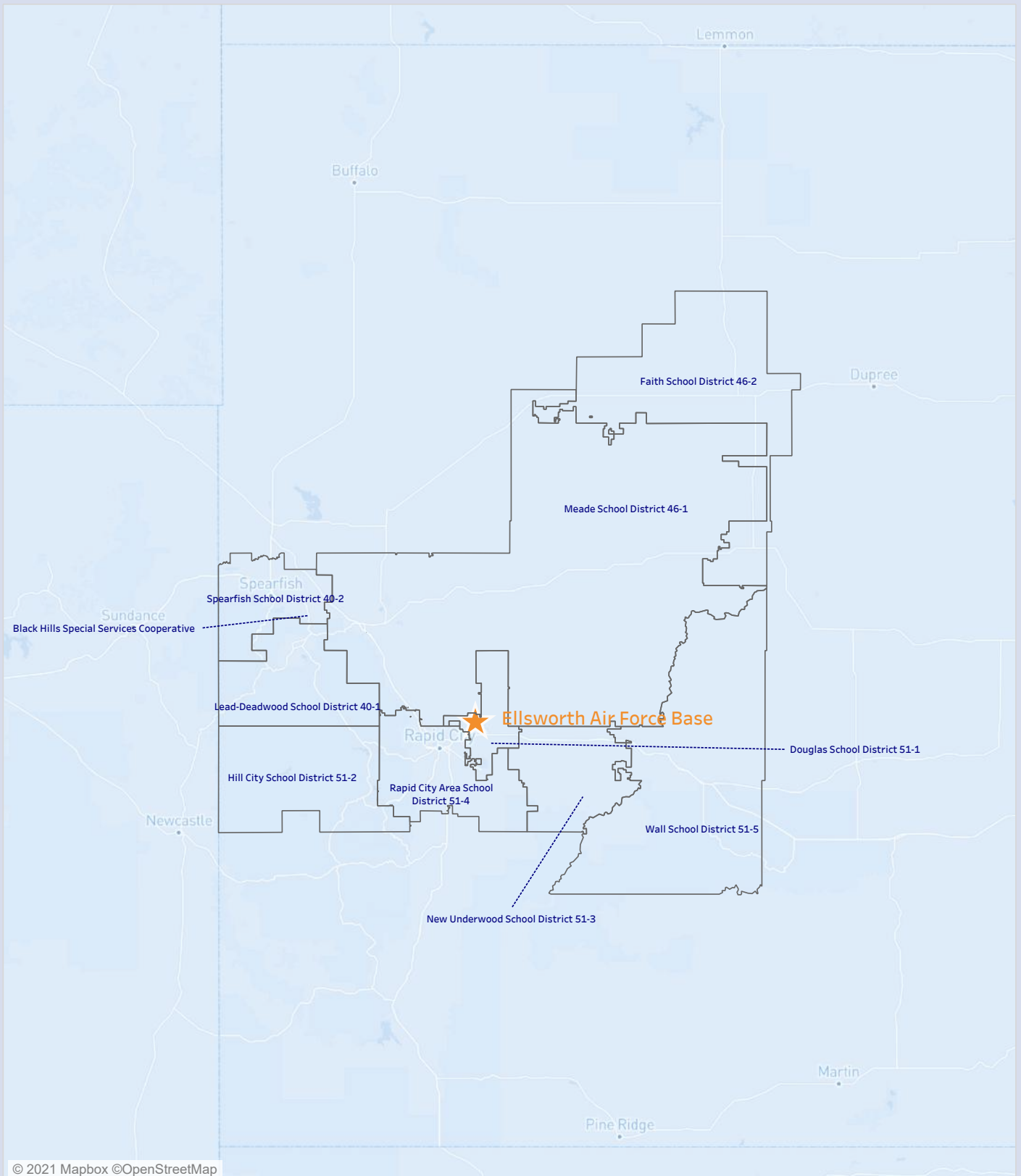
- Graduation rates reflect a 4-year graduation, which was determined to be the expectation of Airmen, Guardians, and their families due to frequency of relocation

- The licensure assessment uses a checklist of licensure rules that states should have, and that they should avoid. For example, having a compact or temporary licensing rule and NOT having supervisory requirements are checklist items that lead to green. The Department of the Air Force reviewed state policies and programs intended to eliminate barriers to license portability for military spouses that were in effect as of 31 Dec. 2021

For additional information on Education and Licensure assessment criteria, methodology and data sources, please see the Support of Military Families Background Information provided at www.af.mil under the Support to Families banner. All questions and feedback should be directed to SAF.MRR.Workflow@us.af.mil.

Ellsworth Air Force Base, South Dakota

School Districts Map



Support of Military Families - 2021

Joe Foss Field Air National Guard Station, South Dakota

Public Education*

2019 2021



KEY: ■ < 33.3% ■ < 66.6% ■ (Percentile):

Academic Performance Criteria

2019 2021



Graduation Rate



Student Learning Rate



School Climate Criteria



Chronic Absenteeism Rate



Suspension Rate



Service Offering Criteria



Pre-Kindergarten Availability



Student to Counselor Ratio



Student to Mental Health Support Ratio



Student to Nurse Ratio



Student to Teacher Ratio

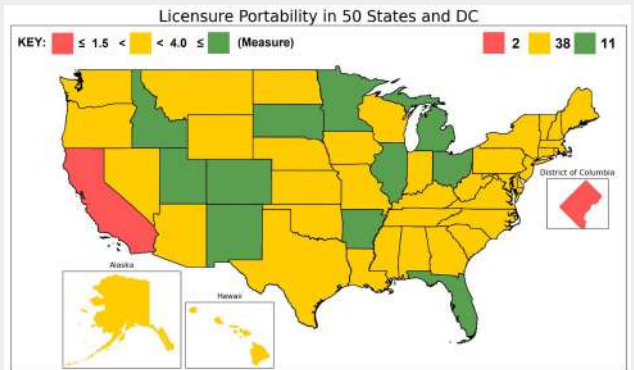


Data Source	Most Recent Survey Time Period Utilized	Date Last Updated
Department of Education - Civil Rights Data Collection District and School Data	SY 2017-2018	October 2020
Department of Education - EDFacts Graduation Rates (District and School Level)	SY 2018-2019	November 2020
Department of Education - National center for Education Statistics Common Core of Data Public Elementary/ Secondary School Universe Survey Data	SY 2019-2020	March 2021
Department of Education - National Center of Education Statistics Common Core of Data (School Search)	SY 2018-19 School Details and Enrollment Characteristics SY 2019-20 School Directory Information	April 2020 July 2020
Center for Education Policy Analysis: Stanford Education Data Archive (SEDA)	SY 2008-2009 through SY 2017-2018	February 2021

* Public Education is Compiled using 60% Academic Performance, 20% School Climate, and 20% Service Offering.

Licensure Portability

2019 2021



Accounting



Cosmetology



EMS



Engineering



Law



Nursing



Physical Therapy



Psychology



Teaching



Other Professions



Data Source	Most Recent Survey Time Period Utilized	Date Last Updated
State Laws, State Executive Orders, State Bar and Supreme Court Rules (Licensure)	Through Dec. 2021	Dec. 31, 2021

Areas Requiring Additional Support

Public Education

PreK



Mental Health Support



Student to Nurse



Support of Military Families - 2021

Joe Foss Field Air National Guard Station, South Dakota

Education and Licensure Assessment Narrative

Public Education:

(This assessment is a comparative analysis using colors to graphically display results for all criteria and categories. The colors are assigned using percentiles, divided into thirds, to provide information about a location's relative position compared to all other Department of the Air Force installations assessed)

- Joe Foss Field Air National Guard Station, South Dakota received an overall green rating for public education as it fell within the top 33 percent of all Air Force installations assessed

- The areas with the lowest relative ranking which require additional state/community support include Pre-school Availability, Student to Mental Health Professional Ratio, and Student to Nurse Ratio

- Change from 2019: Joe Foss Field Air National Guard Station, South Dakota's overall education rating did not shift from 2019.

Licensure Portability:

- The State of South Dakota received an overall green rating for licensure portability indicating the State statutes (primarily SDCL § 36-1B-1) are effective in removing barriers to licensure and certification portability. Military spouses can easily transfer professional licenses and certificates from other states and sustain their careers. This assessment was awarded for language for all occupations that "State agencies shall issue licenses within 30 days to licensed military spouses" and joining interstate compacts for Nursing and Physical Therapy. Providing permanent licensure with no supervisory requirements for the Law profession removed barriers for military spouses as did not excluding any other occupations from licensure portability

- Barriers remain for Accounting, Cosmetology, Engineering, and Teaching which include a "substantial equivalency" requirements

- If you have additional information or recently made changes to your State's licensure statutes, you can send the updated information to SAF.MRR.Workflow@us.af.mil for consideration and potential changes to the assessment

- Change from 2019: Enacted legislation including the language that "State agencies shall issue licenses within 30 days to licensed military spouses" removed barriers for military spouses and transition the State's assessment from yellow to green

Additional Notes:

- The education assessment cross references zip codes within the Military Housing Area (MHA) with zip codes of schools in the surrounding districts. Those school districts with zip codes that fall within the MHA of an installation are included in the analysis. In some locations, school district composition may have changed slightly due to the use of updated District IDs obtained from the Department of Education

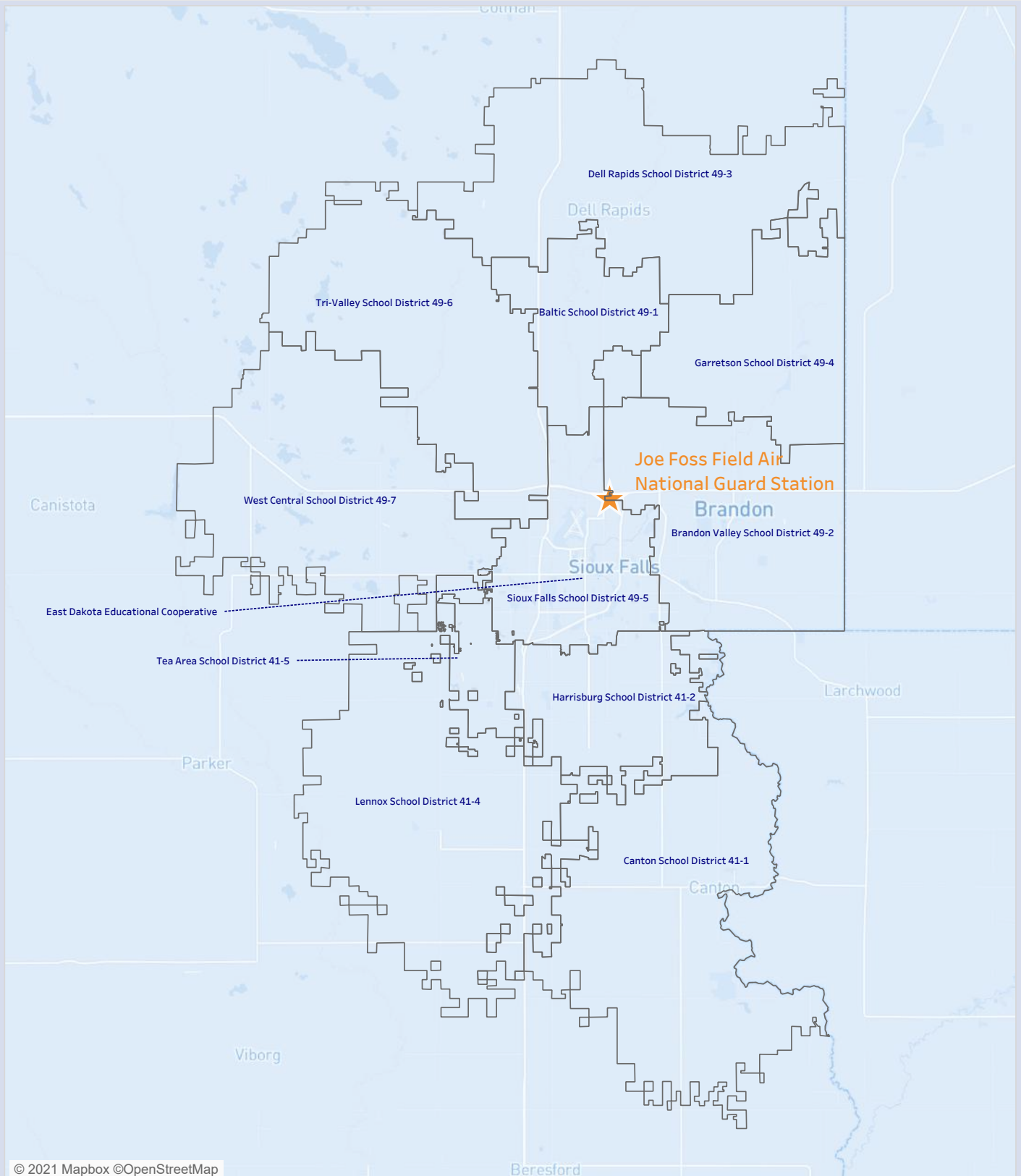
- Graduation rates reflect a 4-year graduation, which was determined to be the expectation of Airmen, Guardians, and their families due to frequency of relocation

- The licensure assessment uses a checklist of licensure rules that states should have, and that they should avoid. For example, having a compact or temporary licensing rule and NOT having supervisory requirements are checklist items that lead to green. The Department of the Air Force reviewed state policies and programs intended to eliminate barriers to license portability for military spouses that were in effect as of 31 Dec. 2021

For additional information on Education and Licensure assessment criteria, methodology and data sources, please see the Support of Military Families Background Information provided at www.af.mil under the Support to Families banner. All questions and feedback should be directed to SAF.MRR.Workflow@us.af.mil.

Joe Foss Field Air National Guard Station, South Dakota

School Districts Map

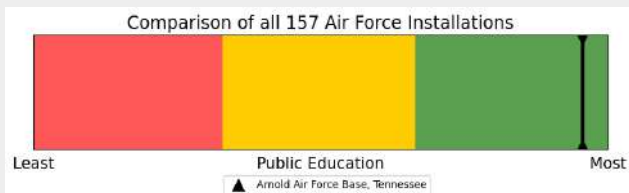


Support of Military Families - 2021

Arnold Air Force Base, Tennessee

Public Education*

2019 2021



KEY: ■ < 33.3% ■ < 66.6% ■ (Percentile):

Academic Performance Criteria

2019 2021



Graduation Rate



Student Learning Rate



School Climate Criteria



Chronic Absenteeism Rate



Suspension Rate



Service Offering Criteria



Pre-Kindergarten Availability



Student to Counselor Ratio



Student to Mental Health Support Ratio



Student to Nurse Ratio



Student to Teacher Ratio



Data Source	Most Recent Survey Time Period Utilized	Date Last Updated
Department of Education - Civil Rights Data Collection District and School Data	SY 2017-2018	October 2020
Department of Education - EDFacts Graduation Rates (District and School Level)	SY 2018-2019	November 2020
Department of Education - National center for Education Statistics Common Core of Data Public Elementary/ Secondary School Universe Survey Data	SY 2019-2020	March 2021
Department of Education - National Center of Education Statistics Common Core of Data (School Search)	SY 2018-19 School Details and Enrollment Characteristics SY 2019-20 School Directory Information	April 2020 July 2020
Center for Education Policy Analysis: Stanford Education Data Archive (SEDA)	SY 2008-2009 through SY 2017-2018	February 2021

* Public Education is Compiled using 60% Academic Performance, 20% School Climate, and 20% Service Offering.

Licensure Portability

2019 2021



Accounting



Cosmetology



EMS



Engineering



Law



Nursing



Physical Therapy



Psychology



Teaching



Other Professions



Data Source	Most Recent Survey Time Period Utilized	Date Last Updated
State Laws, State Executive Orders, State Bar and Supreme Court Rules (Licensure)	Through Dec. 2021	Dec. 31, 2021

Areas Requiring Additional Support

Public Education

Student to Counselor



Mental Health Support



PreK



Licensure Language

Statute excludes several other occupations

Profession

Other Professions



Support of Military Families - 2021

Arnold Air Force Base, Tennessee

Education and Licensure Assessment Narrative

Public Education:

(This assessment is a comparative analysis using colors to graphically display results for all criteria and categories. The colors are assigned using percentiles, divided into thirds, to provide information about a location's relative position compared to all other Department of the Air Force installations assessed)

- Arnold Air Force Base, Tennessee received an overall green rating for public education as it fell within the top 33 percent of all Air Force installations assessed

- The areas with the lowest relative ranking which require additional state/community support include Student to Counselor Ratio, Student to Mental Health Professional Ratio, and Pre-school Availability

- Change from 2019: Arnold Air Force Base, Tennessee's overall education rating did not shift from 2019.

Licensure Portability:

The State of Tennessee received an overall yellow rating for licensure portability indicating the State statutes (primarily SB 384) contain barriers to licensure and certification portability for military spouses. This assessment was awarded for joining interstate compacts for Nursing, Physical Therapy and Psychology occupations, and temporary licensure to military spouses with no supervisory requirements for the Law profession

- Barriers still exist for Accounting, Cosmetology, Engineering, EMS (though a REPLICA EMS compact exists), and Teaching which all include "substantial equivalency" requirements. This allows acceptance of another state's license if the requirements for obtaining the license are sufficiently similar to their own State's requirements and precludes acceptance if the requirements are not similar. Other Occupations also have barriers as current statute does not exclude any other occupations from licensure portability burdens

- If you have additional information or recently made changes to your State's licensure statutes, you can send the updated information to SAF.MRR.Workflow@us.af.mil for consideration and potential changes to the assessment

- Change from 2019: Despite creating an expedited issuance process for military spouses and joining the Psychology Interjurisdictional Compact, there were no changes to the State's statute and no change from the 2019 assessment

Additional Notes:

- The education assessment cross references zip codes within the Military Housing Area (MHA) with zip codes of schools in the surrounding districts. Those school districts with zip codes that fall within the MHA of an installation are included in the analysis. In some locations, school district composition may have changed slightly due to the use of updated District IDs obtained from the Department of Education

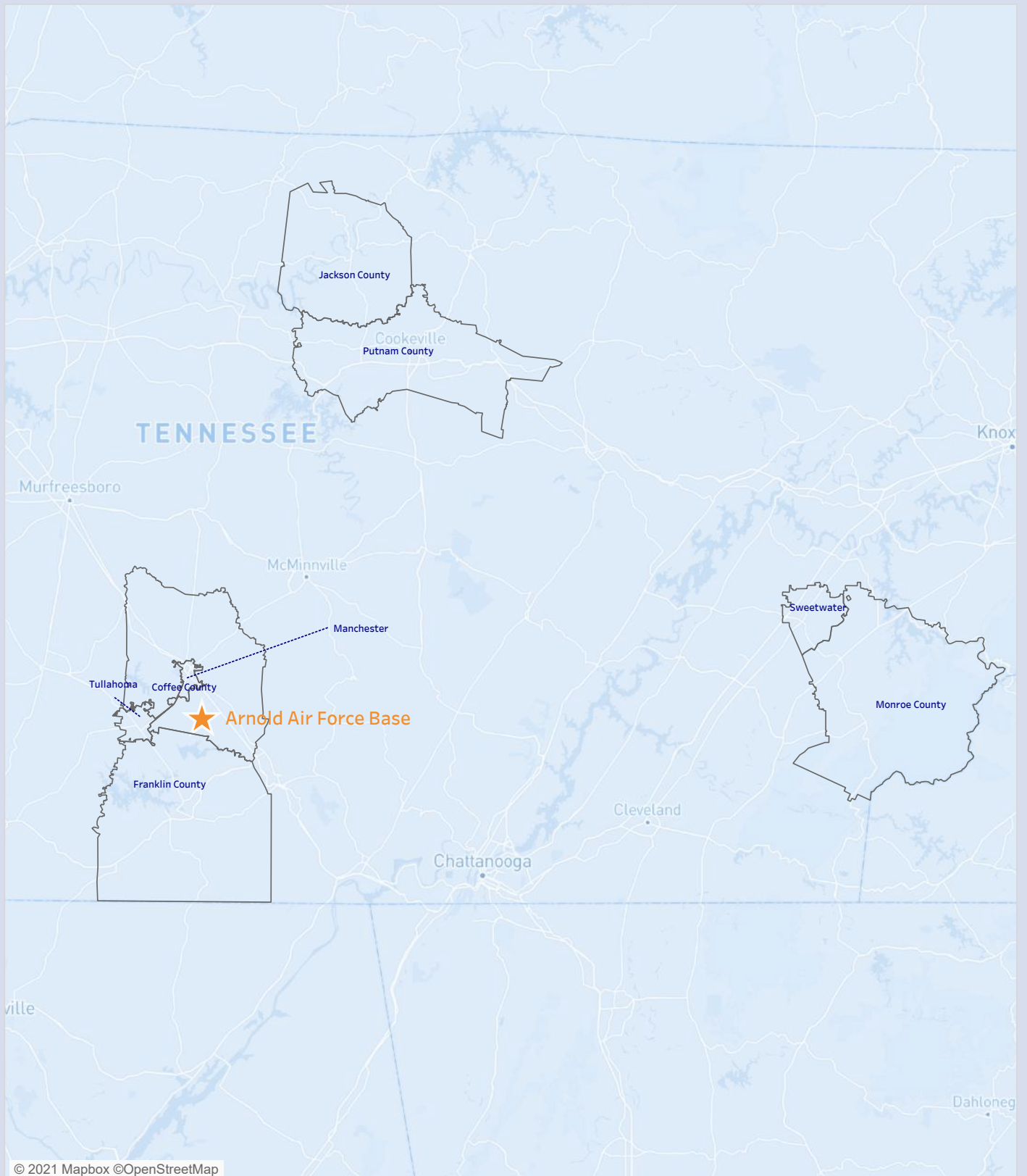
- Graduation rates reflect a 4-year graduation, which was determined to be the expectation of Airmen, Guardians, and their families due to frequency of relocation

- The licensure assessment uses a checklist of licensure rules that states should have, and that they should avoid. For example, having a compact or temporary licensing rule and NOT having supervisory requirements are checklist items that lead to green. The Department of the Air Force reviewed state policies and programs intended to eliminate barriers to license portability for military spouses that were in effect as of 31 Dec. 2021

For additional information on Education and Licensure assessment criteria, methodology and data sources, please see the Support of Military Families Background Information provided at www.af.mil under the Support to Families banner. All questions and feedback should be directed to SAF.MRR.Workflow@us.af.mil.

Arnold Air Force Base, Tennessee

School Districts Map



Support of Military Families - 2021

Berry Field Air National Guard Base, Tennessee

Public Education*

2019 2021



KEY: ■ < 33.3% ■ < 66.6% ■ (Percentile):

Academic Performance Criteria

2019 2021



Graduation Rate



Student Learning Rate



School Climate Criteria



Chronic Absenteeism Rate



Suspension Rate



Service Offering Criteria



Pre-Kindergarten Availability



Student to Counselor Ratio



Student to Mental Health Support Ratio



Student to Nurse Ratio



Student to Teacher Ratio

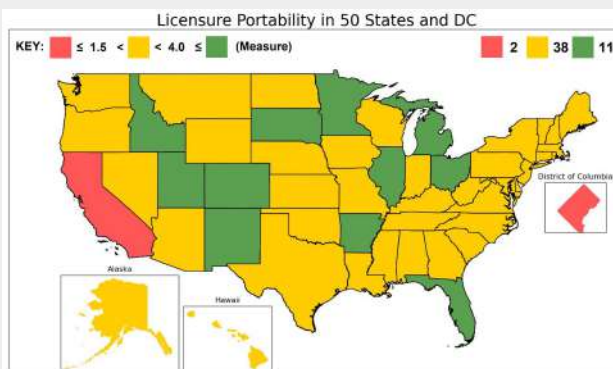


Data Source	Most Recent Survey Time Period Utilized	Date Last Updated
Department of Education - Civil Rights Data Collection District and School Data	SY 2017-2018	October 2020
Department of Education - EDFacts Graduation Rates (District and School Level)	SY 2018-2019	November 2020
Department of Education - National center for Education Statistics Common Core of Data Public Elementary/ Secondary School Universe Survey Data	SY 2019-2020	March 2021
Department of Education - National Center of Education Statistics Common Core of Data (School Search)	SY 2018-19 School Details and Enrollment Characteristics SY 2019-20 School Directory Information	April 2020 July 2020
Center for Education Policy Analysis: Stanford Education Data Archive (SEDA)	SY 2008-2009 through SY 2017-2018	February 2021

* Public Education is Compiled using 60% Academic Performance, 20% School Climate, and 20% Service Offering.

Licensure Portability

2019 2021



Accounting



Cosmetology



EMS



Engineering



Law



Nursing



Physical Therapy



Psychology



Teaching



Other Professions



Data Source	Most Recent Survey Time Period Utilized	Date Last Updated
State Laws, State Executive Orders, State Bar and Supreme Court Rules (Licensure)	Through Dec. 2021	Dec. 31, 2021

Areas Requiring Additional Support

Public Education

PreK



Suspension Rate



Mental Health Support



Licensure Language

Statute excludes several other occupations

Profession

Other Professions



Support of Military Families - 2021

Berry Field Air National Guard Base, Tennessee

Education and Licensure Assessment Narrative

Public Education:

(This assessment is a comparative analysis using colors to graphically display results for all criteria and categories. The colors are assigned using percentiles, divided into thirds, to provide information about a location's relative position compared to all other Department of the Air Force installations assessed)

- Berry Field Air National Guard Base, Tennessee received an overall green rating for public education as it fell within the top 33 percent of all Air Force installations assessed

- The areas with the lowest relative ranking which require additional state/community support include Pre-school Availability, Suspension Rate, and Student to Mental Health Professional Ratio

- Change from 2019: Berry Field Air National Guard Base, Tennessee's overall education rating did not shift from 2019.

Licensure Portability:

The State of Tennessee received an overall yellow rating for licensure portability indicating the State statutes (primarily SB 384) contain barriers to licensure and certification portability for military spouses. This assessment was awarded for joining interstate compacts for Nursing, Physical Therapy and Psychology occupations, and temporary licensure to military spouses with no supervisory requirements for the Law profession

- Barriers still exist for Accounting, Cosmetology, Engineering, EMS (though a REPLICA EMS compact exists), and Teaching which all include "substantial equivalency" requirements. This allows acceptance of another state's license if the requirements for obtaining the license are sufficiently similar to their own State's requirements and precludes acceptance if the requirements are not similar. Other Occupations also have barriers as current statute does not exclude any other occupations from licensure portability burdens

- If you have additional information or recently made changes to your State's licensure statutes, you can send the updated information to SAF.MRR.Workflow@us.af.mil for consideration and potential changes to the assessment

- Change from 2019: Despite creating an expedited issuance process for military spouses and joining the Psychology Interjurisdictional Compact, there were no changes to the State's statute and no change from the 2019 assessment

Additional Notes:

- The education assessment cross references zip codes within the Military Housing Area (MHA) with zip codes of schools in the surrounding districts. Those school districts with zip codes that fall within the MHA of an installation are included in the analysis. In some locations, school district composition may have changed slightly due to the use of updated District IDs obtained from the Department of Education

- Graduation rates reflect a 4-year graduation, which was determined to be the expectation of Airmen, Guardians, and their families due to frequency of relocation

- The licensure assessment uses a checklist of licensure rules that states should have, and that they should avoid. For example, having a compact or temporary licensing rule and NOT having supervisory requirements are checklist items that lead to green. The Department of the Air Force reviewed state policies and programs intended to eliminate barriers to license portability for military spouses that were in effect as of 31 Dec. 2021

For additional information on Education and Licensure assessment criteria, methodology and data sources, please see the Support of Military Families Background Information provided at www.af.mil under the Support to Families banner. All questions and feedback should be directed to SAF.MRR.Workflow@us.af.mil.

Berry Field Air National Guard Base, Tennessee

School Districts Map



Support of Military Families - 2021

McGhee Tyson Air National Guard Base, Tennessee

Public Education*

2019 2021



KEY: ■ < 33.3% ≤ ■ < 66.6% ≤ ■ (Percentile):

Academic Performance Criteria

2019 2021



Graduation Rate



Student Learning Rate



School Climate Criteria



Chronic Absenteeism Rate



Suspension Rate



Service Offering Criteria



Pre-Kindergarten Availability



Student to Counselor Ratio



Student to Mental Health Support Ratio



Student to Nurse Ratio



Student to Teacher Ratio

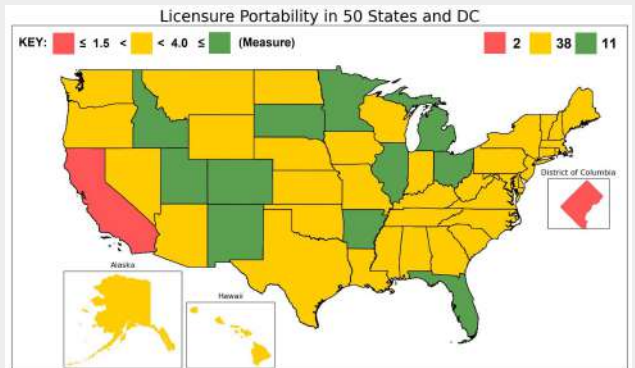


Data Source	Most Recent Survey Time Period Utilized	Date Last Updated
Department of Education - Civil Rights Data Collection District and School Data	SY 2017-2018	October 2020
Department of Education - EDFacts Graduation Rates (District and School Level)	SY 2018-2019	November 2020
Department of Education - National center for Education Statistics Common Core of Data Public Elementary/ Secondary School Universe Survey Data	SY 2019-2020	March 2021
Department of Education - National Center of Education Statistics Common Core of Data (School Search)	SY 2018-19 School Details and Enrollment Characteristics SY 2019-20 School Directory Information	April 2020 July 2020
Center for Education Policy Analysis: Stanford Education Data Archive (SEDA)	SY 2008-2009 through SY 2017-2018	February 2021

* Public Education is Compiled using 60% Academic Performance, 20% School Climate, and 20% Service Offering.

Licensure Portability

2019 2021



Accounting



Cosmetology



EMS



Engineering



Law



Nursing



Physical Therapy



Psychology



Teaching



Other Professions



Data Source	Most Recent Survey Time Period Utilized	Date Last Updated
State Laws, State Executive Orders, State Bar and Supreme Court Rules (Licensure)	Through Dec. 2021	Dec. 31, 2021

Areas Requiring Additional Support

Public Education

PreK



Student to Counselor



Chronic Absenteeism



Licensure Language

Statute excludes several other occupations

Profession

Other Professions



Support of Military Families - 2021

McGhee Tyson Air National Guard Base, Tennessee

Education and Licensure Assessment Narrative

Public Education:

(This assessment is a comparative analysis using colors to graphically display results for all criteria and categories. The colors are assigned using percentiles, divided into thirds, to provide information about a location's relative position compared to all other Department of the Air Force installations assessed)

- McGhee Tyson Air National Guard Base, Tennessee received an overall green rating for public education as it fell within the top 33 percent of all Air Force installations assessed
- The areas with the lowest relative ranking which require additional state/community support include Pre-school Availability, Student to Counselor Ratio, and Chronic Absenteeism Rate
- Change from 2019: McGhee Tyson Air National Guard Base, Tennessee's overall education rating did not shift from 2019.

Licensure Portability:

The State of Tennessee received an overall yellow rating for licensure portability indicating the State statutes (primarily SB 384) contain barriers to licensure and certification portability for military spouses. This assessment was awarded for joining interstate compacts for Nursing, Physical Therapy and Psychology occupations, and temporary licensure to military spouses with no supervisory requirements for the Law profession

- Barriers still exist for Accounting, Cosmetology, Engineering, EMS (though a REPLICA EMS compact exists), and Teaching which all include "substantial equivalency" requirements. This allows acceptance of another state's license if the requirements for obtaining the license are sufficiently similar to their own State's requirements and precludes acceptance if the requirements are not similar. Other Occupations also have barriers as current statute does not exclude any other occupations from licensure portability burdens
- If you have additional information or recently made changes to your State's licensure statutes, you can send the updated information to SAF.MRR.Workflow@us.af.mil for consideration and potential changes to the assessment
- Change from 2019: Despite creating an expedited issuance process for military spouses and joining the Psychology Interjurisdictional Compact, there were no changes to the State's statute and no change from the 2019 assessment

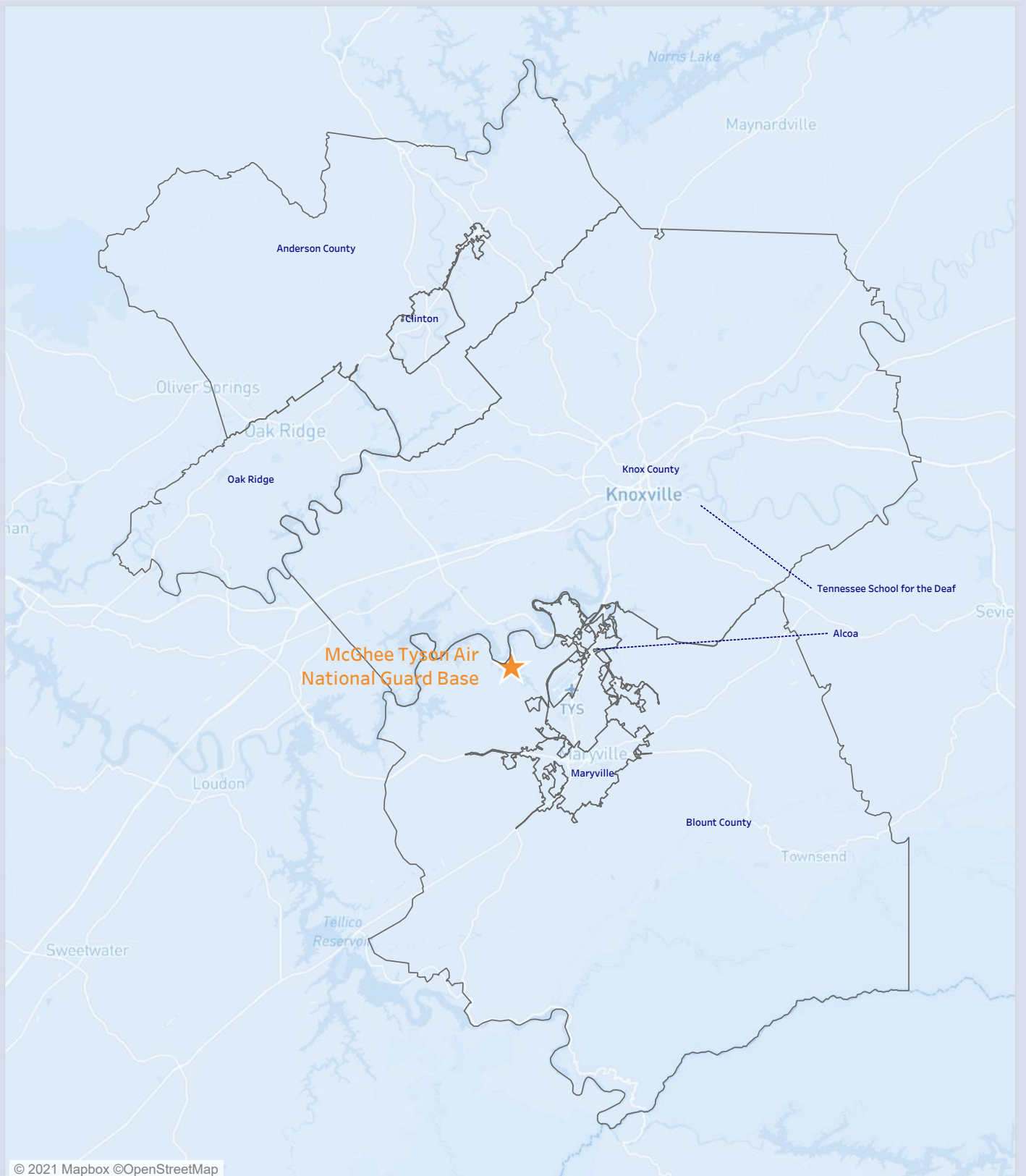
Additional Notes:

- The education assessment cross references zip codes within the Military Housing Area (MHA) with zip codes of schools in the surrounding districts. Those school districts with zip codes that fall within the MHA of an installation are included in the analysis. In some locations, school district composition may have changed slightly due to the use of updated District IDs obtained from the Department of Education
- Graduation rates reflect a 4-year graduation, which was determined to be the expectation of Airmen, Guardians, and their families due to frequency of relocation
- The licensure assessment uses a checklist of licensure rules that states should have, and that they should avoid. For example, having a compact or temporary licensing rule and NOT having supervisory requirements are checklist items that lead to green. The Department of the Air Force reviewed state policies and programs intended to eliminate barriers to license portability for military spouses that were in effect as of 31 Dec. 2021

For additional information on Education and Licensure assessment criteria, methodology and data sources, please see the Support of Military Families Background Information provided at www.af.mil under the Support to Families banner. All questions and feedback should be directed to SAF.MRR.Workflow@us.af.mil.

McGhee Tyson Air National Guard Base, Tennessee

School Districts Map



Support of Military Families - 2021

Memphis Air National Guard Base, Tennessee

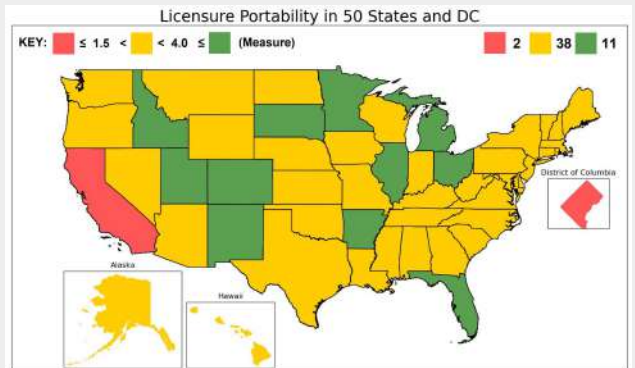
Public Education*

2019 2021



Licensure Portability

2019 2021



Academic Performance Criteria

2019 2021



Graduation Rate



Student Learning Rate



School Climate Criteria



Chronic Absenteeism Rate



Suspension Rate



Service Offering Criteria



Pre-Kindergarten Availability



Student to Counselor Ratio



Student to Mental Health Support Ratio



Student to Nurse Ratio



Student to Teacher Ratio



Data Source	Most Recent Survey Time Period Utilized	Date Last Updated
Department of Education - Civil Rights Data Collection District and School Data	SY 2017-2018	October 2020
Department of Education - EDFacts Graduation Rates (District and School Level)	SY 2018-2019	November 2020
Department of Education - National center for Education Statistics Common Core of Data Public Elementary/ Secondary School Universe Survey Data	SY 2019-2020	March 2021
Department of Education - National Center of Education Statistics Common Core of Data (School Search)	SY 2018-19 School Details and Enrollment Characteristics SY 2019-20 School Directory Information	April 2020 July 2020
Center for Education Policy Analysis: Stanford Education Data Archive (SEDA)	SY 2008-2009 through SY 2017-2018	February 2021

* Public Education is Compiled using 60% Academic Performance, 20% School Climate, and 20% Service Offering.

Accounting



Cosmetology



EMS



Engineering



Law



Nursing



Physical Therapy



Psychology



Teaching



Other Professions



Data Source	Most Recent Survey Time Period Utilized	Date Last Updated
State Laws, State Executive Orders, State Bar and Supreme Court Rules (Licensure)	Through Dec. 2021	Dec. 31, 2021

Areas Requiring Additional Support

Public Education

Suspension Rate



Mental Health Support



Student to Nurse



Licensure Language

Statute excludes several other occupations

Profession

Other Professions



Support of Military Families - 2021

Memphis Air National Guard Base, Tennessee

Education and Licensure Assessment Narrative

Public Education:

(This assessment is a comparative analysis using colors to graphically display results for all criteria and categories. The colors are assigned using percentiles, divided into thirds, to provide information about a location's relative position compared to all other Department of the Air Force installations assessed)

- Memphis Air National Guard Base, Tennessee received an overall yellow rating for public education as it fell within the middle 33 percent of all Air Force installations assessed

- The areas with the lowest relative ranking which require additional state/community support include Suspension Rate, Student to Mental Health Professional Ratio, and Student to Nurse Ratio

- Change from 2019: Memphis Air National Guard Base, Tennessee's overall education rating changed from green to yellow from 2019.

Licensure Portability:

The State of Tennessee received an overall yellow rating for licensure portability indicating the State statutes (primarily SB 384) contain barriers to licensure and certification portability for military spouses. This assessment was awarded for joining interstate compacts for Nursing, Physical Therapy and Psychology occupations, and temporary licensure to military spouses with no supervisory requirements for the Law profession

- Barriers still exist for Accounting, Cosmetology, Engineering, EMS (though a REPLICA EMS compact exists), and Teaching which all include "substantial equivalency" requirements. This allows acceptance of another state's license if the requirements for obtaining the license are sufficiently similar to their own State's requirements and precludes acceptance if the requirements are not similar. Other Occupations also have barriers as current statute does not exclude any other occupations from licensure portability burdens

- If you have additional information or recently made changes to your State's licensure statutes, you can send the updated information to SAF.MRR.Workflow@us.af.mil for consideration and potential changes to the assessment

- Change from 2019: Despite creating an expedited issuance process for military spouses and joining the Psychology Interjurisdictional Compact, there were no changes to the State's statute and no change from the 2019 assessment

Additional Notes:

- The education assessment cross references zip codes within the Military Housing Area (MHA) with zip codes of schools in the surrounding districts. Those school districts with zip codes that fall within the MHA of an installation are included in the analysis. In some locations, school district composition may have changed slightly due to the use of updated District IDs obtained from the Department of Education

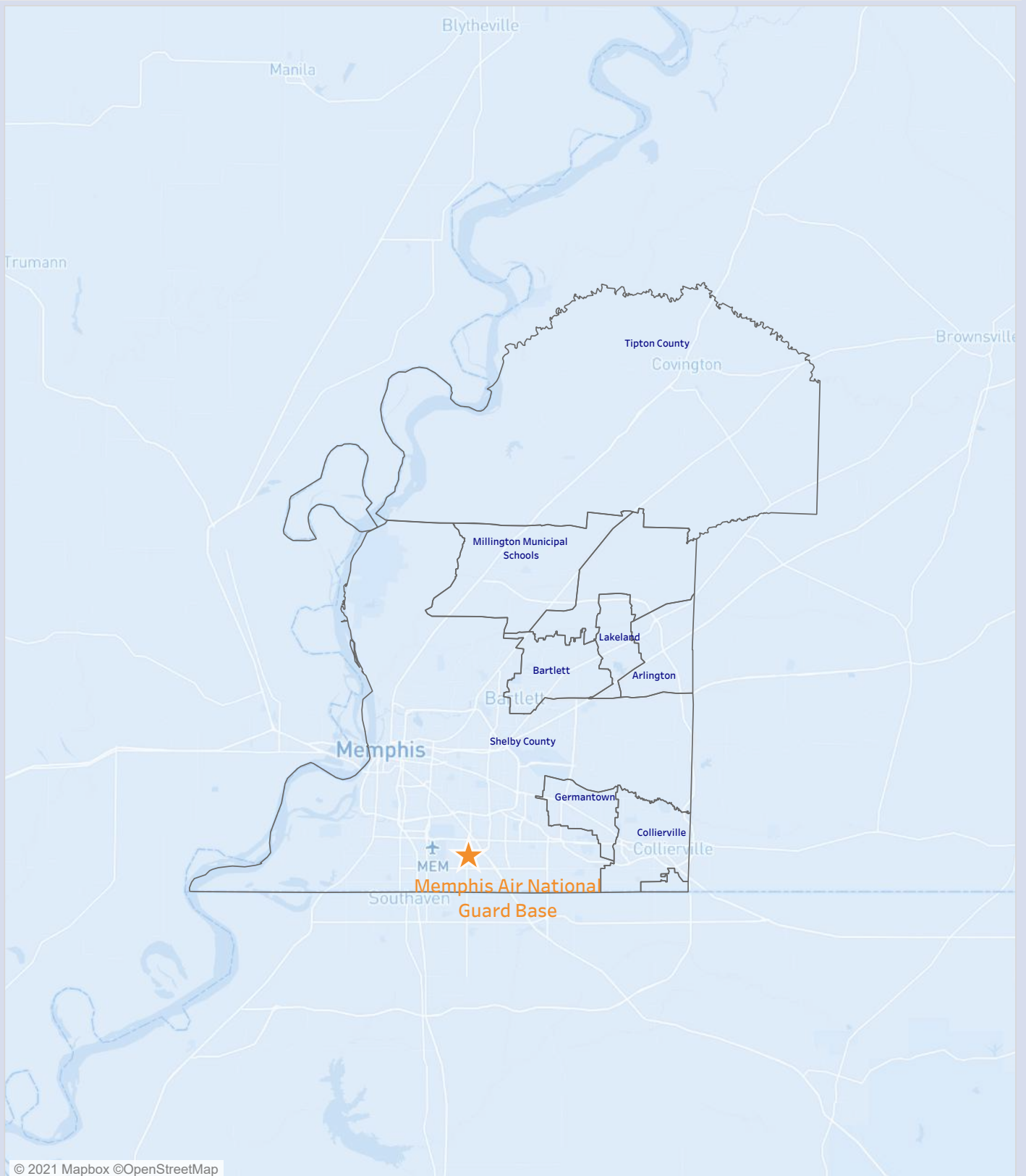
- Graduation rates reflect a 4-year graduation, which was determined to be the expectation of Airmen, Guardians, and their families due to frequency of relocation

- The licensure assessment uses a checklist of licensure rules that states should have, and that they should avoid. For example, having a compact or temporary licensing rule and NOT having supervisory requirements are checklist items that lead to green. The Department of the Air Force reviewed state policies and programs intended to eliminate barriers to license portability for military spouses that were in effect as of 31 Dec. 2021

For additional information on Education and Licensure assessment criteria, methodology and data sources, please see the Support of Military Families Background Information provided at www.af.mil under the Support to Families banner. All questions and feedback should be directed to SAF.MRR.Workflow@us.af.mil.

Memphis Air National Guard Base, Tennessee

School Districts Map

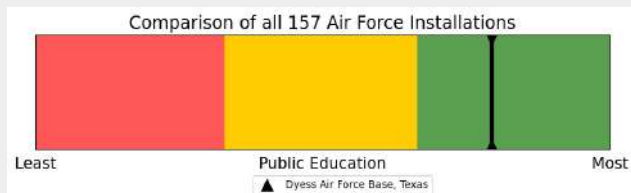


Support of Military Families - 2021

Dyess Air Force Base, Texas

Public Education*

2019 2021



KEY: ■ < 33.3% ■ < 66.6% ■ (Percentile):

Academic Performance Criteria

2019 2021



Graduation Rate



Student Learning Rate



School Climate Criteria



Chronic Absenteeism Rate



Suspension Rate



Service Offering Criteria



Pre-Kindergarten Availability



Student to Counselor Ratio



Student to Mental Health Support Ratio



Student to Nurse Ratio



Student to Teacher Ratio



Data Source	Most Recent Survey Time Period Utilized	Date Last Updated
Department of Education - Civil Rights Data Collection District and School Data	SY 2017-2018	October 2020
Department of Education - EDFacts Graduation Rates (District and School Level)	SY 2018-2019	November 2020
Department of Education - National center for Education Statistics Common Core of Data Public Elementary/ Secondary School Universe Survey Data	SY 2019-2020	March 2021
Department of Education - National Center of Education Statistics Common Core of Data (School Search)	SY 2018-19 School Details and Enrollment Characteristics SY 2019-20 School Directory Information	April 2020 July 2020
Center for Education Policy Analysis: Stanford Education Data Archive (SEDA)	SY 2008-2009 through SY 2017-2018	February 2021

* Public Education is Compiled using 60% Academic Performance, 20% School Climate, and 20% Service Offering.

Licensure Portability

2019 2021



Accounting



Cosmetology



EMS



Engineering



Law



Nursing



Physical Therapy



Psychology



Teaching



Other Professions



Data Source	Most Recent Survey Time Period Utilized	Date Last Updated
State Laws, State Executive Orders, State Bar and Supreme Court Rules (Licensure)	Through Dec. 2021	Dec. 31, 2021

Areas Requiring Additional Support

Public Education

Mental Health Support



Suspension Rate



PreK



Licensure Language

Profession

Substantial equivalence Issue license



Accounting,
Cosmetology,
Engineering,
Psychology,
Teaching

Support of Military Families - 2021

Dyess Air Force Base, Texas

Education and Licensure Assessment Narrative

Public Education:

(This assessment is a comparative analysis using colors to graphically display results for all criteria and categories. The colors are assigned using percentiles, divided into thirds, to provide information about a location's relative position compared to all other Department of the Air Force installations assessed)

- Dyess Air Force Base, Texas received an overall green rating for public education as it fell within the top 33 percent of all Air Force installations assessed

- The areas with the lowest relative ranking which require additional state/community support include Student to Mental Health Professional Ratio, Suspension Rate, and Pre-school Availability

- Change from 2019: Dyess Air Force Base, Texas's overall education rating did not shift from 2019.

Licensure Portability:

- The State of Texas received an overall yellow rating for licensure portability indicating the State statutes (primarily V.T.C.A., Occupations Code § 55.0041) contain barriers to licensure and certification portability for military spouses. This assessment was awarded for joining interstate compacts for Nursing, Physical Therapy and Psychology. The State also provides permanent licensure with no supervisory requirements for the Law profession

- Barriers still exist for Accounting, Cosmetology, EMS (REPLICA Compact), Engineering, Psychology (PSYPACT), and Teaching which all include "substantial equivalency" requirements. This allows acceptance of another state's license if the requirements for obtaining the license are sufficiently similar to their own State's requirements and precludes acceptance if the requirements are not similar. Other Occupations also have barriers as current statute does not exclude any other occupations from licensure portability burdens

- If you have additional information or recently made changes to your State's licensure statutes, you can send the updated information to SAF.MRR.Workflow@us.af.mil for consideration and potential changes to the assessment

- Change from 2019: Despite improving accessibility through user friendly online applications, there were no changes to the State's statute and no change from the 2019 assessment

Additional Notes:

- The education assessment cross references zip codes within the Military Housing Area (MHA) with zip codes of schools in the surrounding districts. Those school districts with zip codes that fall within the MHA of an installation are included in the analysis. In some locations, school district composition may have changed slightly due to the use of updated District IDs obtained from the Department of Education

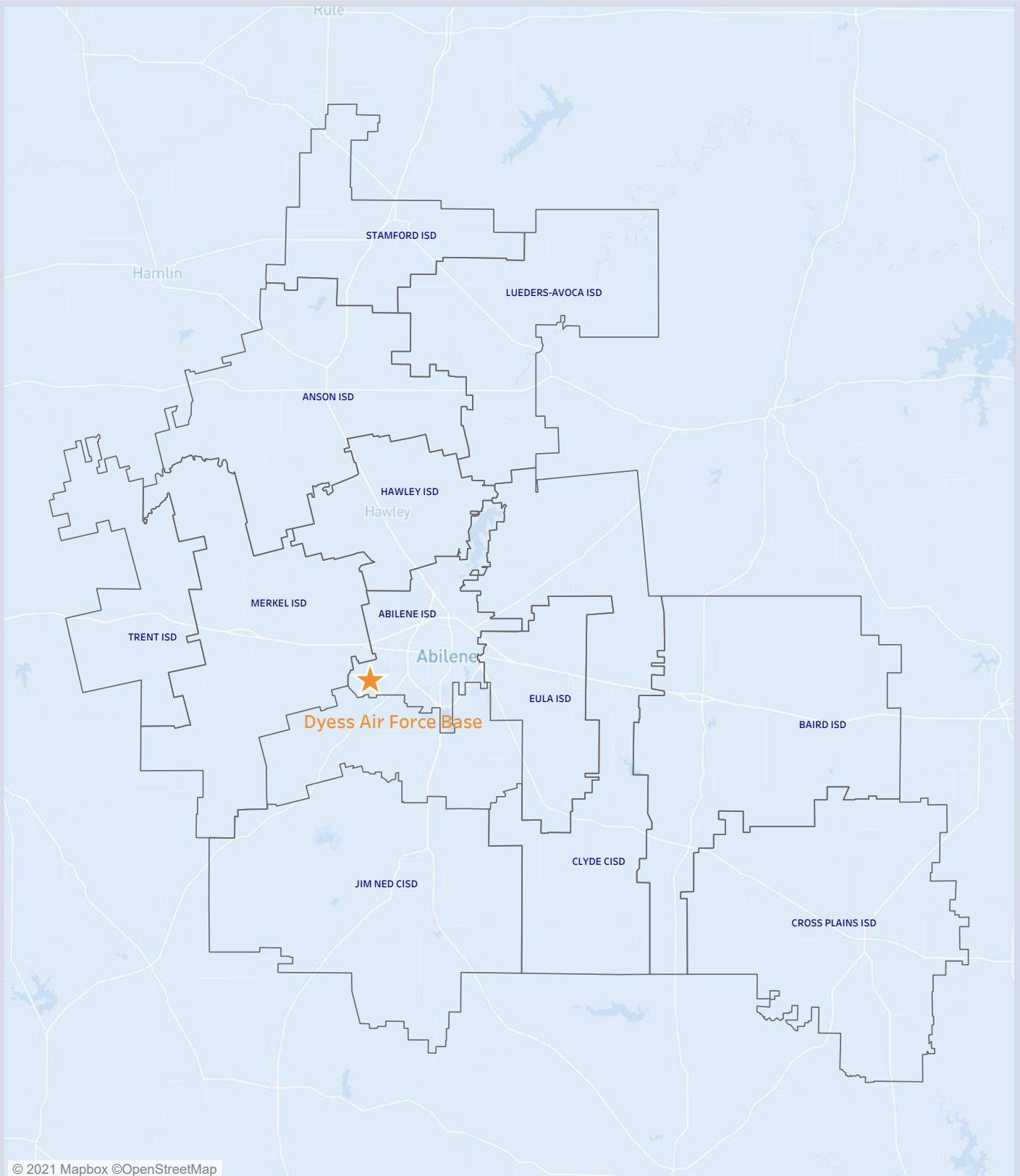
- Graduation rates reflect a 4-year graduation, which was determined to be the expectation of Airmen, Guardians, and their families due to frequency of relocation

- The licensure assessment uses a checklist of licensure rules that states should have, and that they should avoid. For example, having a compact or temporary licensing rule and NOT having supervisory requirements are checklist items that lead to green. The Department of the Air Force reviewed state policies and programs intended to eliminate barriers to license portability for military spouses that were in effect as of 31 Dec. 2021

For additional information on Education and Licensure assessment criteria, methodology and data sources, please see the Support of Military Families Background Information provided at www.af.mil under the Support to Families banner. All questions and feedback should be directed to SAF.MRR.Workflow@us.af.mil.

Dyess Air Force Base, Texas

School Districts Map




Support of Military Families - 2021

Ellington Field Joint Reserve Base, Texas

Public Education*

2019 2021



KEY: ■ < 33.3% ≤ ■ < 66.6% ≤ ■ (Percentile):

Academic Performance Criteria

2019 2021



Graduation Rate



Student Learning Rate



School Climate Criteria



Chronic Absenteeism Rate



Suspension Rate



Service Offering Criteria



Pre-Kindergarten Availability



Student to Counselor Ratio



Student to Mental Health Support Ratio



Student to Nurse Ratio



Student to Teacher Ratio

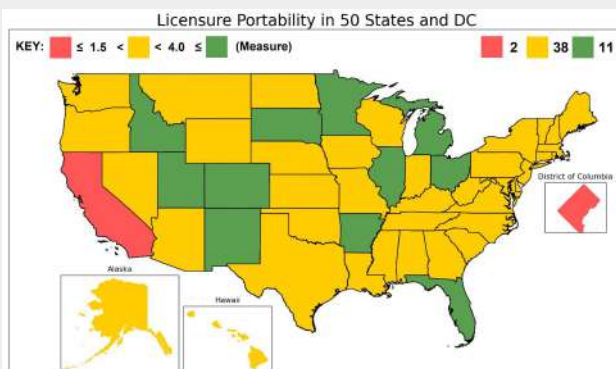


Data Source	Most Recent Survey Time Period Utilized	Date Last Updated
Department of Education - Civil Rights Data Collection District and School Data	SY 2017-2018	October 2020
Department of Education - EDFacts Graduation Rates (District and School Level)	SY 2018-2019	November 2020
Department of Education - National center for Education Statistics Common Core of Data Public Elementary/ Secondary School Universe Survey Data	SY 2019-2020	March 2021
Department of Education - National Center of Education Statistics Common Core of Data (School Search)	SY 2018-19 School Details and Enrollment Characteristics SY 2019-20 School Directory Information	April 2020 July 2020
Center for Education Policy Analysis: Stanford Education Data Archive (SEDA)	SY 2008-2009 through SY 2017-2018	February 2021

* Public Education is Compiled using 60% Academic Performance, 20% School Climate, and 20% Service Offering.

Licensure Portability

2019 2021



Accounting



Cosmetology



EMS



Engineering



Law



Nursing



Physical Therapy



Psychology



Teaching



Other Professions



Data Source	Most Recent Survey Time Period Utilized	Date Last Updated
State Laws, State Executive Orders, State Bar and Supreme Court Rules (Licensure)	Through Dec. 2021	Dec. 31, 2021

Areas Requiring Additional Support

Public Education

Mental Health Support



Student to Counselor



Suspension Rate



Licensure Language

Profession

Substantial equivalence Issue license



Accounting,
Cosmetology,
Engineering,
Psychology,
Teaching

Support of Military Families - 2021

Ellington Field Joint Reserve Base, Texas

Education and Licensure Assessment Narrative

Public Education:

(This assessment is a comparative analysis using colors to graphically display results for all criteria and categories. The colors are assigned using percentiles, divided into thirds, to provide information about a location's relative position compared to all other Department of the Air Force installations assessed)

- Ellington Field Joint Reserve Base, Texas received an overall green rating for public education as it fell within the top 33 percent of all Air Force installations assessed

- The areas with the lowest relative ranking which require additional state/community support include Student to Mental Health Professional Ratio, Student to Counselor Ratio, and Suspension Rate

- Change from 2019: Ellington Field Joint Reserve Base, Texas's overall education rating did not shift from 2019.

Licensure Portability:

- The State of Texas received an overall yellow rating for licensure portability indicating the State statutes (primarily V.T.C.A., Occupations Code § 55.0041) contain barriers to licensure and certification portability for military spouses. This assessment was awarded for joining interstate compacts for Nursing, Physical Therapy and Psychology. The State also provides permanent licensure with no supervisory requirements for the Law profession

- Barriers still exist for Accounting, Cosmetology, EMS (REPLICA Compact), Engineering, Psychology (PSYPACT), and Teaching which all include "substantial equivalency" requirements. This allows acceptance of another state's license if the requirements for obtaining the license are sufficiently similar to their own State's requirements and precludes acceptance if the requirements are not similar. Other Occupations also have barriers as current statute does not exclude any other occupations from licensure portability burdens

- If you have additional information or recently made changes to your State's licensure statutes, you can send the updated information to SAF.MRR.Workflow@us.af.mil for consideration and potential changes to the assessment

- Change from 2019: Despite improving accessibility through user friendly online applications, there were no changes to the State's statute and no change from the 2019 assessment

Additional Notes:

- The education assessment cross references zip codes within the Military Housing Area (MHA) with zip codes of schools in the surrounding districts. Those school districts with zip codes that fall within the MHA of an installation are included in the analysis. In some locations, school district composition may have changed slightly due to the use of updated District IDs obtained from the Department of Education

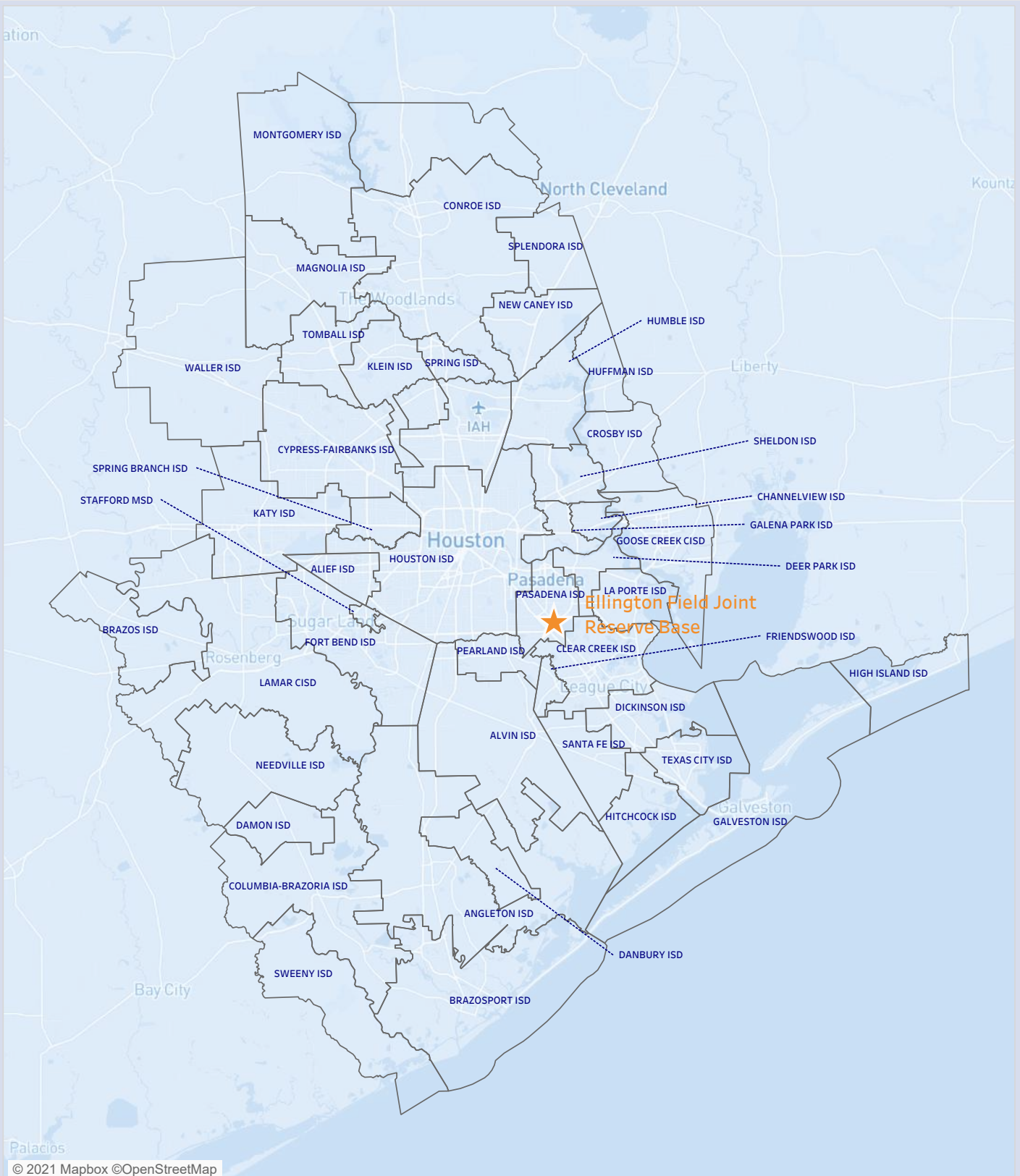
- Graduation rates reflect a 4-year graduation, which was determined to be the expectation of Airmen, Guardians, and their families due to frequency of relocation

- The licensure assessment uses a checklist of licensure rules that states should have, and that they should avoid. For example, having a compact or temporary licensing rule and NOT having supervisory requirements are checklist items that lead to green. The Department of the Air Force reviewed state policies and programs intended to eliminate barriers to license portability for military spouses that were in effect as of 31 Dec. 2021

For additional information on Education and Licensure assessment criteria, methodology and data sources, please see the Support of Military Families Background Information provided at www.af.mil under the Support to Families banner. All questions and feedback should be directed to SAF.MRR.Workflow@us.af.mil.

Ellington Field Joint Reserve Base, Texas

School Districts Map




Support of Military Families - 2021

Goodfellow Air Force Base, Texas

Public Education*

2019 2021



KEY: ■ < 33.3% ■ < 66.6% ■ (Percentile):

Academic Performance Criteria

2019 2021



Graduation Rate



Student Learning Rate



School Climate Criteria



Chronic Absenteeism Rate



Suspension Rate



Service Offering Criteria



Pre-Kindergarten Availability



Student to Counselor Ratio



Student to Mental Health Support Ratio



Student to Nurse Ratio



Student to Teacher Ratio



Data Source	Most Recent Survey Time Period Utilized	Date Last Updated
Department of Education - Civil Rights Data Collection District and School Data	SY 2017-2018	October 2020
Department of Education - EDFacts Graduation Rates (District and School Level)	SY 2018-2019	November 2020
Department of Education - National center for Education Statistics Common Core of Data Public Elementary/ Secondary School Universe Survey Data	SY 2019-2020	March 2021
Department of Education - National Center of Education Statistics Common Core of Data (School Search)	SY 2018-19 School Details and Enrollment Characteristics SY 2019-20 School Directory Information	April 2020 July 2020
Center for Education Policy Analysis: Stanford Education Data Archive (SEDA)	SY 2008-2009 through SY 2017-2018	February 2021

* Public Education is Compiled using 60% Academic Performance, 20% School Climate, and 20% Service Offering.

Licensure Portability

2019 2021



Accounting



Cosmetology



EMS



Engineering



Law



Nursing



Physical Therapy



Psychology



Teaching



Other Professions



Data Source	Most Recent Survey Time Period Utilized	Date Last Updated
State Laws, State Executive Orders, State Bar and Supreme Court Rules (Licensure)	Through Dec. 2021	Dec. 31, 2021

Areas Requiring Additional Support

Public Education

Mental Health Support



PreK



Growth Measure



Licensure Language

Profession

Substantial equivalence Issue license

Accounting,
Cosmetology,
Engineering,
Psychology,
Teaching



Support of Military Families - 2021

Goodfellow Air Force Base, Texas

Education and Licensure Assessment Narrative

Public Education:

(This assessment is a comparative analysis using colors to graphically display results for all criteria and categories. The colors are assigned using percentiles, divided into thirds, to provide information about a location's relative position compared to all other Department of the Air Force installations assessed)

- Goodfellow Air Force Base, Texas received an overall yellow rating for public education as it fell within the middle 33 percent of all Air Force installations assessed

- The areas with the lowest relative ranking which require additional state/community support include Student to Mental Health Professional Ratio, Pre-school Availability, and Growth Measure

- Change from 2019: Goodfellow Air Force Base, Texas's overall education rating changed from green to yellow from 2019.

Licensure Portability:

- The State of Texas received an overall yellow rating for licensure portability indicating the State statutes (primarily V.T.C.A., Occupations Code § 55.0041) contain barriers to licensure and certification portability for military spouses. This assessment was awarded for joining interstate compacts for Nursing, Physical Therapy and Psychology. The State also provides permanent licensure with no supervisory requirements for the Law profession

- Barriers still exist for Accounting, Cosmetology, EMS (REPLICA Compact), Engineering, Psychology (PSYPACT), and Teaching which all include "substantial equivalency" requirements. This allows acceptance of another state's license if the requirements for obtaining the license are sufficiently similar to their own State's requirements and precludes acceptance if the requirements are not similar. Other Occupations also have barriers as current statute does not exclude any other occupations from licensure portability burdens

- If you have additional information or recently made changes to your State's licensure statutes, you can send the updated information to SAF.MRR.Workflow@us.af.mil for consideration and potential changes to the assessment

- Change from 2019: Despite improving accessibility through user friendly online applications, there were no changes to the State's statute and no change from the 2019 assessment

Additional Notes:

- The education assessment cross references zip codes within the Military Housing Area (MHA) with zip codes of schools in the surrounding districts. Those school districts with zip codes that fall within the MHA of an installation are included in the analysis. In some locations, school district composition may have changed slightly due to the use of updated District IDs obtained from the Department of Education

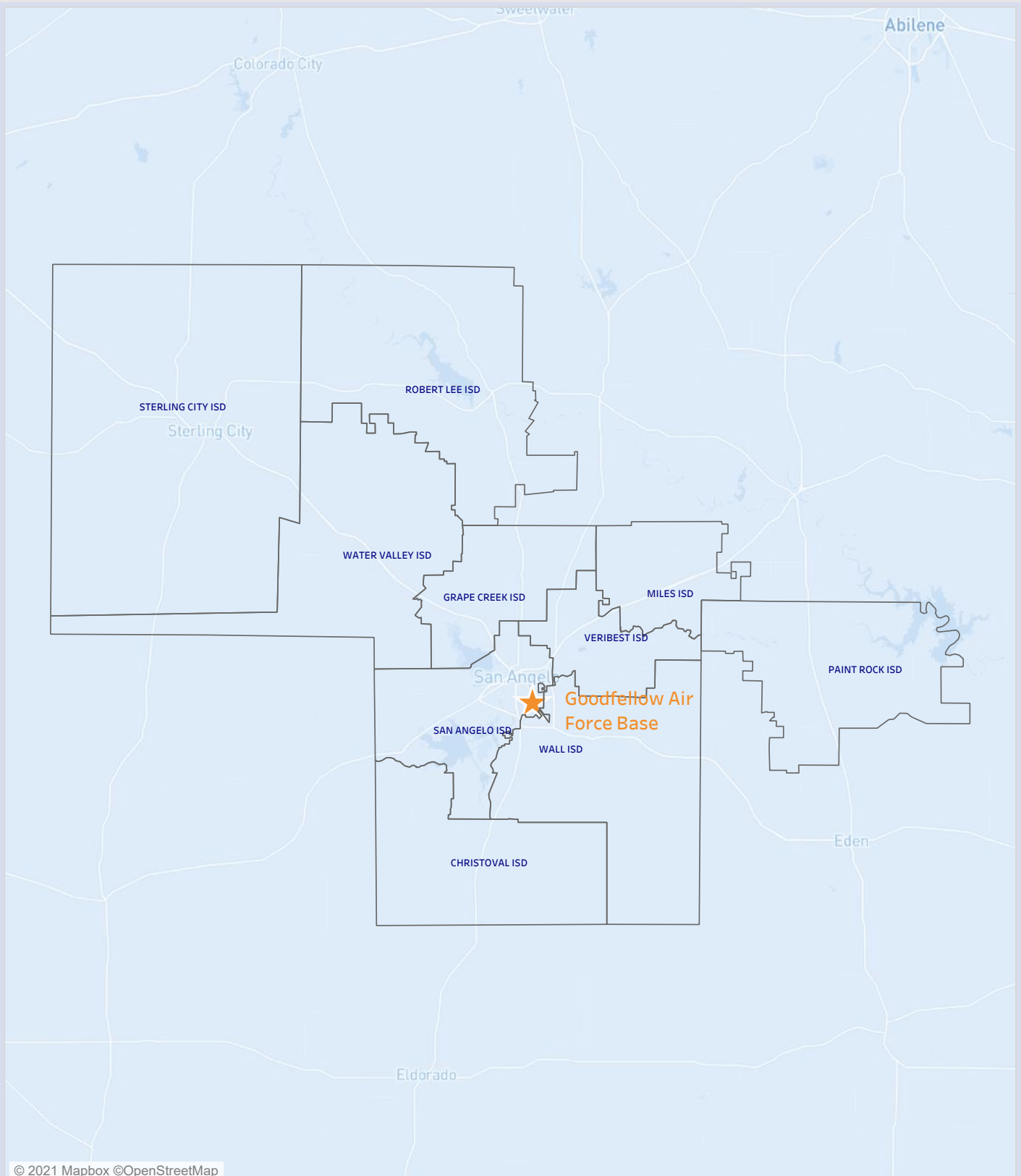
- Graduation rates reflect a 4-year graduation, which was determined to be the expectation of Airmen, Guardians, and their families due to frequency of relocation

- The licensure assessment uses a checklist of licensure rules that states should have, and that they should avoid. For example, having a compact or temporary licensing rule and NOT having supervisory requirements are checklist items that lead to green. The Department of the Air Force reviewed state policies and programs intended to eliminate barriers to license portability for military spouses that were in effect as of 31 Dec. 2021

For additional information on Education and Licensure assessment criteria, methodology and data sources, please see the Support of Military Families Background Information provided at www.af.mil under the Support to Families banner. All questions and feedback should be directed to SAF.MRR.Workflow@us.af.mil.

Goodfellow Air Force Base, Texas

School Districts Map

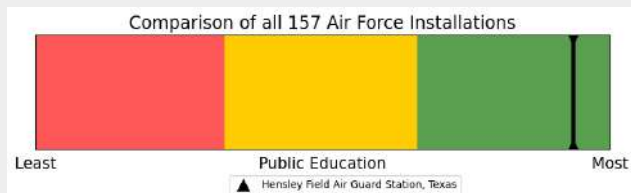


Support of Military Families - 2021

Hensley Field Air Guard Station, Texas

Public Education*

2019 2021



KEY: ■ < 33.3% ■ < 66.6% ■ (Percentile):

Academic Performance Criteria

2019 2021



Graduation Rate



Student Learning Rate



School Climate Criteria



Chronic Absenteeism Rate



Suspension Rate



Service Offering Criteria



Pre-Kindergarten Availability



Student to Counselor Ratio



Student to Mental Health Support Ratio



Student to Nurse Ratio



Student to Teacher Ratio

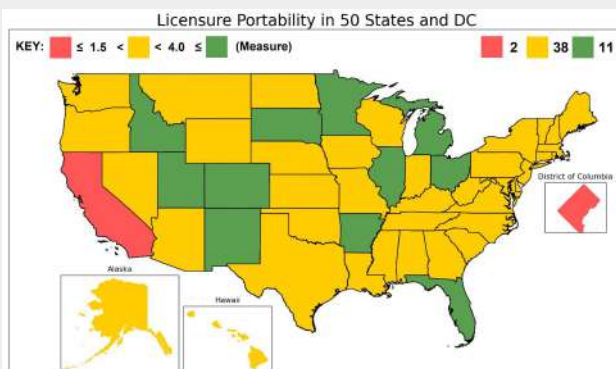


Data Source	Most Recent Survey Time Period Utilized	Date Last Updated
Department of Education - Civil Rights Data Collection District and School Data	SY 2017-2018	October 2020
Department of Education - EDFacts Graduation Rates (District and School Level)	SY 2018-2019	November 2020
Department of Education - National center for Education Statistics Common Core of Data Public Elementary/ Secondary School Universe Survey Data	SY 2019-2020	March 2021
Department of Education - National Center of Education Statistics Common Core of Data (School Search)	SY 2018-19 School Details and Enrollment Characteristics SY 2019-20 School Directory Information	April 2020 July 2020
Center for Education Policy Analysis: Stanford Education Data Archive (SEDA)	SY 2008-2009 through SY 2017-2018	February 2021

* Public Education is Compiled using 60% Academic Performance, 20% School Climate, and 20% Service Offering.

Licensure Portability

2019 2021



Accounting



Cosmetology



EMS



Engineering



Law



Nursing



Physical Therapy



Psychology



Teaching



Other Professions



Data Source	Most Recent Survey Time Period Utilized	Date Last Updated
State Laws, State Executive Orders, State Bar and Supreme Court Rules (Licensure)	Through Dec. 2021	Dec. 31, 2021

Areas Requiring Additional Support

Public Education

Mental Health Support



PreK



Suspension Rate



Licensure Language

Profession

Substantial equivalence Issue license



Accounting,
Cosmetology,
Engineering,
Psychology,
Teaching

Support of Military Families - 2021

Hensley Field Air Guard Station, Texas

Education and Licensure Assessment Narrative

Public Education:

(This assessment is a comparative analysis using colors to graphically display results for all criteria and categories. The colors are assigned using percentiles, divided into thirds, to provide information about a location's relative position compared to all other Department of the Air Force installations assessed)

- Hensley Field Air Guard Station, Texas received an overall green rating for public education as it fell within the top 33 percent of all Air Force installations assessed

- The areas with the lowest relative ranking which require additional state/community support include Student to Mental Health Professional Ratio, Pre-school Availability, and Suspension Rate

- Change from 2019: Hensley Field Air Guard Station, Texas's overall education rating did not shift from 2019.

Licensure Portability:

- The State of Texas received an overall yellow rating for licensure portability indicating the State statutes (primarily V.T.C.A., Occupations Code § 55.0041) contain barriers to licensure and certification portability for military spouses. This assessment was awarded for joining interstate compacts for Nursing, Physical Therapy and Psychology. The State also provides permanent licensure with no supervisory requirements for the Law profession

- Barriers still exist for Accounting, Cosmetology, EMS (REPLICA Compact), Engineering, Psychology (PSYPACT), and Teaching which all include "substantial equivalency" requirements. This allows acceptance of another state's license if the requirements for obtaining the license are sufficiently similar to their own State's requirements and precludes acceptance if the requirements are not similar. Other Occupations also have barriers as current statute does not exclude any other occupations from licensure portability burdens

- If you have additional information or recently made changes to your State's licensure statutes, you can send the updated information to SAF.MRR.Workflow@us.af.mil for consideration and potential changes to the assessment

- Change from 2019: Despite improving accessibility through user friendly online applications, there were no changes to the State's statute and no change from the 2019 assessment

Additional Notes:

- The education assessment cross references zip codes within the Military Housing Area (MHA) with zip codes of schools in the surrounding districts. Those school districts with zip codes that fall within the MHA of an installation are included in the analysis. In some locations, school district composition may have changed slightly due to the use of updated District IDs obtained from the Department of Education

- Graduation rates reflect a 4-year graduation, which was determined to be the expectation of Airmen, Guardians, and their families due to frequency of relocation

- The licensure assessment uses a checklist of licensure rules that states should have, and that they should avoid. For example, having a compact or temporary licensing rule and NOT having supervisory requirements are checklist items that lead to green. The Department of the Air Force reviewed state policies and programs intended to eliminate barriers to license portability for military spouses that were in effect as of 31 Dec. 2021

For additional information on Education and Licensure assessment criteria, methodology and data sources, please see the Support of Military Families Background Information provided at www.af.mil under the Support to Families banner. All questions and feedback should be directed to SAF.MRR.Workflow@us.af.mil.

Hensley Field Air Guard Station, Texas

School Districts Map

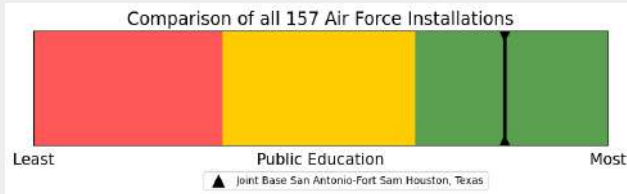


Support of Military Families - 2021

Joint Base San Antonio-Fort Sam Houston, Texas

Public Education*

2019 2021



KEY: ■ < 33.3% ■ < 66.6% ■ (Percentile):

Academic Performance Criteria

2019 2021



Graduation Rate



Student Learning Rate



School Climate Criteria



Chronic Absenteeism Rate



Suspension Rate



Service Offering Criteria



Pre-Kindergarten Availability



Student to Counselor Ratio



Student to Mental Health Support Ratio



Student to Nurse Ratio



Student to Teacher Ratio

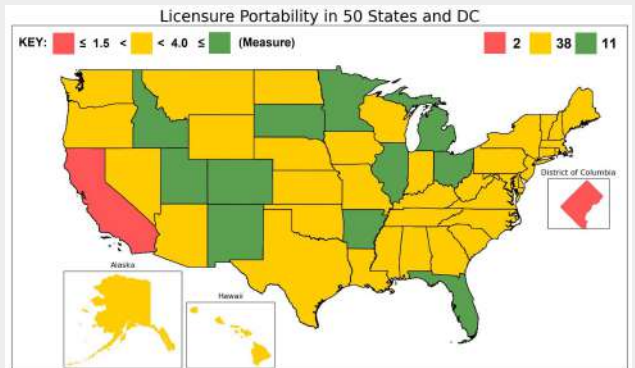


Data Source	Most Recent Survey Time Period Utilized	Date Last Updated
Department of Education - Civil Rights Data Collection District and School Data	SY 2017-2018	October 2020
Department of Education - EDFacts Graduation Rates (District and School Level)	SY 2018-2019	November 2020
Department of Education - National center for Education Statistics Common Core of Data Public Elementary/ Secondary School Universe Survey Data	SY 2019-2020	March 2021
Department of Education - National Center of Education Statistics Common Core of Data (School Search)	SY 2018-19 School Details and Enrollment Characteristics SY 2019-20 School Directory Information	April 2020 July 2020
Center for Education Policy Analysis: Stanford Education Data Archive (SEDA)	SY 2008-2009 through SY 2017-2018	February 2021

* Public Education is Compiled using 60% Academic Performance, 20% School Climate, and 20% Service Offering.

Licensure Portability

2019 2021



Accounting



Cosmetology



EMS



Engineering



Law



Nursing



Physical Therapy



Psychology



Teaching



Other Professions



Data Source	Most Recent Survey Time Period Utilized	Date Last Updated
State Laws, State Executive Orders, State Bar and Supreme Court Rules (Licensure)	Through Dec. 2021	Dec. 31, 2021

Areas Requiring Additional Support

Public Education

Mental Health Support



Student to Teacher



Suspension Rate



Licensure Language

Profession

Substantial equivalence Issue license



Accounting,
Cosmetology,
Engineering,
Psychology,
Teaching

Support of Military Families - 2021

Joint Base San Antonio-Fort Sam Houston, Texas

Education and Licensure Assessment Narrative

Public Education:

(This assessment is a comparative analysis using colors to graphically display results for all criteria and categories. The colors are assigned using percentiles, divided into thirds, to provide information about a location's relative position compared to all other Department of the Air Force installations assessed)

- Joint Base San Antonio-Fort Sam Houston, Texas received an overall green rating for public education as it fell within the top 33 percent of all Air Force installations assessed

- The areas with the lowest relative ranking which require additional state/community support include Student to Mental Health Professional Ratio, Student to Teacher Ratio, and Suspension Rate

- Change from 2019: Joint Base San Antonio-Fort Sam Houston, Texas's overall education rating did not shift from 2019.

Licensure Portability:

- The State of Texas received an overall yellow rating for licensure portability indicating the State statutes (primarily V.T.C.A., Occupations Code § 55.0041) contain barriers to licensure and certification portability for military spouses. This assessment was awarded for joining interstate compacts for Nursing, Physical Therapy and Psychology. The State also provides permanent licensure with no supervisory requirements for the Law profession

- Barriers still exist for Accounting, Cosmetology, EMS (REPLICA Compact), Engineering, Psychology (PSYPACT), and Teaching which all include "substantial equivalency" requirements. This allows acceptance of another state's license if the requirements for obtaining the license are sufficiently similar to their own State's requirements and precludes acceptance if the requirements are not similar. Other Occupations also have barriers as current statute does not exclude any other occupations from licensure portability burdens

- If you have additional information or recently made changes to your State's licensure statutes, you can send the updated information to SAF.MRR.Workflow@us.af.mil for consideration and potential changes to the assessment

- Change from 2019: Despite improving accessibility through user friendly online applications, there were no changes to the State's statute and no change from the 2019 assessment

Additional Notes:

- The education assessment cross references zip codes within the Military Housing Area (MHA) with zip codes of schools in the surrounding districts. Those school districts with zip codes that fall within the MHA of an installation are included in the analysis. In some locations, school district composition may have changed slightly due to the use of updated District IDs obtained from the Department of Education

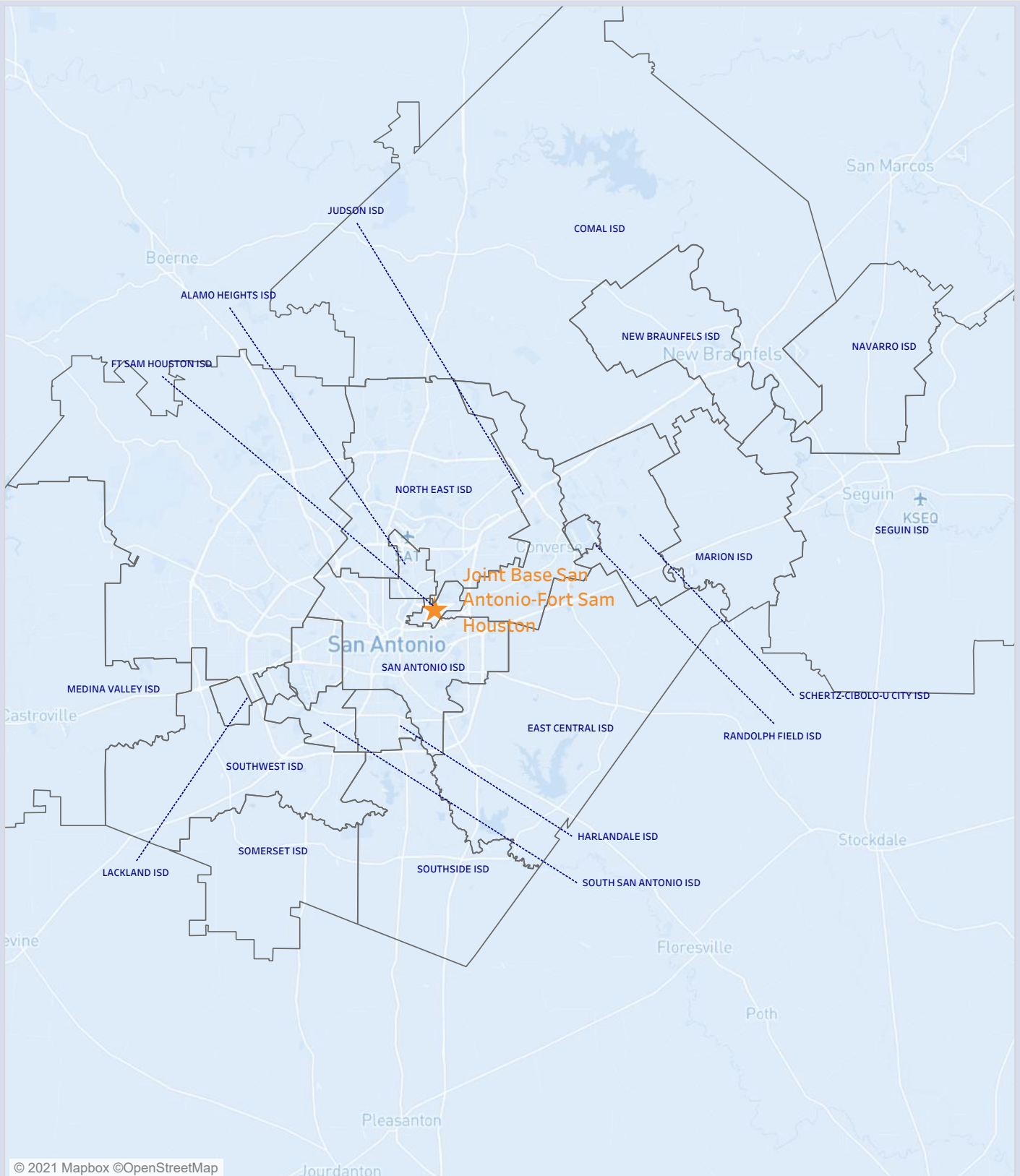
- Graduation rates reflect a 4-year graduation, which was determined to be the expectation of Airmen, Guardians, and their families due to frequency of relocation

- The licensure assessment uses a checklist of licensure rules that states should have, and that they should avoid. For example, having a compact or temporary licensing rule and NOT having supervisory requirements are checklist items that lead to green. The Department of the Air Force reviewed state policies and programs intended to eliminate barriers to license portability for military spouses that were in effect as of 31 Dec. 2021

For additional information on Education and Licensure assessment criteria, methodology and data sources, please see the Support of Military Families Background Information provided at www.af.mil under the Support to Families banner. All questions and feedback should be directed to SAF.MRR.Workflow@us.af.mil.

Joint Base San Antonio-Fort Sam Houston, Texas

School Districts Map

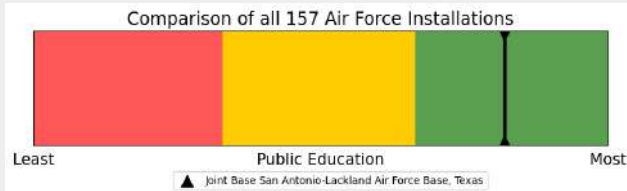


Support of Military Families - 2021

Joint Base San Antonio-Lackland Air Force Base, Texas

Public Education*

2019 2021



KEY: ■ < 33.3% ≤ ■ < 66.6% ≤ ■ (Percentile):

Academic Performance Criteria

2019 2021



Graduation Rate



Student Learning Rate



School Climate Criteria



Chronic Absenteeism Rate



Suspension Rate



Service Offering Criteria



Pre-Kindergarten Availability



Student to Counselor Ratio



Student to Mental Health Support Ratio



Student to Nurse Ratio



Student to Teacher Ratio

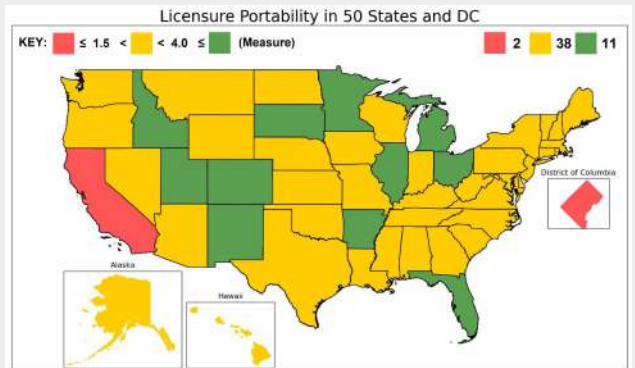


Data Source	Most Recent Survey Time Period Utilized	Date Last Updated
Department of Education - Civil Rights Data Collection District and School Data	SY 2017-2018	October 2020
Department of Education - EDFacts Graduation Rates (District and School Level)	SY 2018-2019	November 2020
Department of Education - National center for Education Statistics Common Core of Data Public Elementary/ Secondary School Universe Survey Data	SY 2019-2020	March 2021
Department of Education - National Center of Education Statistics Common Core of Data (School Search)	SY 2018-19 School Details and Enrollment Characteristics SY 2019-20 School Directory Information	April 2020 July 2020
Center for Education Policy Analysis: Stanford Education Data Archive (SEDA)	SY 2008-2009 through SY 2017-2018	February 2021

* Public Education is Compiled using 60% Academic Performance, 20% School Climate, and 20% Service Offering.

Licensure Portability

2019 2021



Accounting



Cosmetology



EMS



Engineering



Law



Nursing



Physical Therapy



Psychology



Teaching



Other Professions



Data Source	Most Recent Survey Time Period Utilized	Date Last Updated
State Laws, State Executive Orders, State Bar and Supreme Court Rules (Licensure)	Through Dec. 2021	Dec. 31, 2021

Areas Requiring Additional Support

Public Education

Mental Health Support



Student to Teacher



Suspension Rate



Licensure Language

Profession

Substantial equivalence Issue license



Accounting,
Cosmetology,
Engineering,
Psychology,
Teaching

Support of Military Families - 2021

Joint Base San Antonio-Lackland Air Force Base, Texas

Education and Licensure Assessment Narrative

Public Education:

(This assessment is a comparative analysis using colors to graphically display results for all criteria and categories. The colors are assigned using percentiles, divided into thirds, to provide information about a location's relative position compared to all other Department of the Air Force installations assessed)

- Joint Base San Antonio-Lackland Air Force Base, Texas received an overall green rating for public education as it fell within the top 33 percent of all Air Force installations assessed

- The areas with the lowest relative ranking which require additional state/community support include Student to Mental Health Professional Ratio, Student to Teacher Ratio, and Suspension Rate

- Change from 2019: Joint Base San Antonio-Lackland Air Force Base, Texas's overall education rating did not shift from 2019.

Licensure Portability:

- The State of Texas received an overall yellow rating for licensure portability indicating the State statutes (primarily V.T.C.A., Occupations Code § 55.0041) contain barriers to licensure and certification portability for military spouses. This assessment was awarded for joining interstate compacts for Nursing, Physical Therapy and Psychology. The State also provides permanent licensure with no supervisory requirements for the Law profession

- Barriers still exist for Accounting, Cosmetology, EMS (REPLICA Compact), Engineering, Psychology (PSYPACT), and Teaching which all include "substantial equivalency" requirements. This allows acceptance of another state's license if the requirements for obtaining the license are sufficiently similar to their own State's requirements and precludes acceptance if the requirements are not similar. Other Occupations also have barriers as current statute does not exclude any other occupations from licensure portability burdens

- If you have additional information or recently made changes to your State's licensure statutes, you can send the updated information to SAF.MRR.Workflow@us.af.mil for consideration and potential changes to the assessment

- Change from 2019: Despite improving accessibility through user friendly online applications, there were no changes to the State's statute and no change from the 2019 assessment

Additional Notes:

- The education assessment cross references zip codes within the Military Housing Area (MHA) with zip codes of schools in the surrounding districts. Those school districts with zip codes that fall within the MHA of an installation are included in the analysis. In some locations, school district composition may have changed slightly due to the use of updated District IDs obtained from the Department of Education

- Graduation rates reflect a 4-year graduation, which was determined to be the expectation of Airmen, Guardians, and their families due to frequency of relocation

- The licensure assessment uses a checklist of licensure rules that states should have, and that they should avoid. For example, having a compact or temporary licensing rule and NOT having supervisory requirements are checklist items that lead to green. The Department of the Air Force reviewed state policies and programs intended to eliminate barriers to license portability for military spouses that were in effect as of 31 Dec. 2021

For additional information on Education and Licensure assessment criteria, methodology and data sources, please see the Support of Military Families Background Information provided at www.af.mil under the Support to Families banner. All questions and feedback should be directed to SAF.MRR.Workflow@us.af.mil.

Joint Base San Antonio-Lackland Air Force Base, Texas

School Districts Map

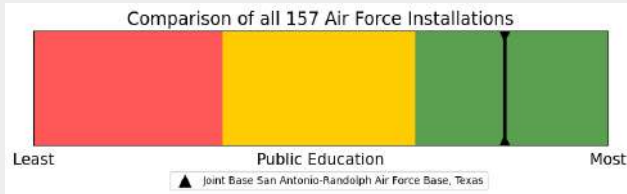


Support of Military Families - 2021

Joint Base San Antonio-Randolph Air Force Base, Texas

Public Education*

2019 2021



KEY: ■ < 33.3% ■ < 66.6% ■ (Percentile):

Academic Performance Criteria

2019 2021



Graduation Rate



Student Learning Rate



School Climate Criteria



Chronic Absenteeism Rate



Suspension Rate



Service Offering Criteria



Pre-Kindergarten Availability



Student to Counselor Ratio



Student to Mental Health Support Ratio



Student to Nurse Ratio



Student to Teacher Ratio

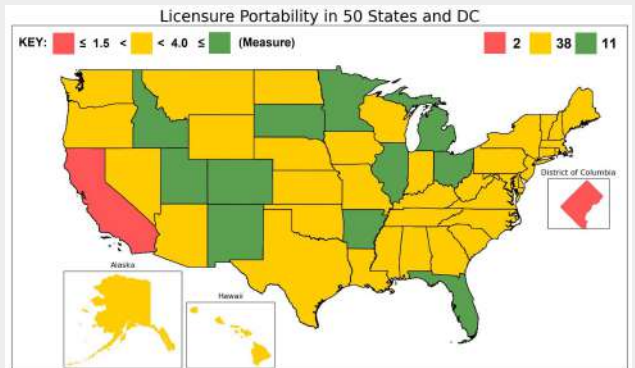


Data Source	Most Recent Survey Time Period Utilized	Date Last Updated
Department of Education - Civil Rights Data Collection District and School Data	SY 2017-2018	October 2020
Department of Education - EDFacts Graduation Rates (District and School Level)	SY 2018-2019	November 2020
Department of Education - National center for Education Statistics Common Core of Data Public Elementary/ Secondary School Universe Survey Data	SY 2019-2020	March 2021
Department of Education - National Center of Education Statistics Common Core of Data (School Search)	SY 2018-19 School Details and Enrollment Characteristics SY 2019-20 School Directory Information	April 2020 July 2020
Center for Education Policy Analysis: Stanford Education Data Archive (SEDA)	SY 2008-2009 through SY 2017-2018	February 2021

* Public Education is Compiled using 60% Academic Performance, 20% School Climate, and 20% Service Offering.

Licensure Portability

2019 2021



Accounting



Cosmetology



EMS



Engineering



Law



Nursing



Physical Therapy



Psychology



Teaching



Other Professions



Data Source	Most Recent Survey Time Period Utilized	Date Last Updated
State Laws, State Executive Orders, State Bar and Supreme Court Rules (Licensure)	Through Dec. 2021	Dec. 31, 2021

Areas Requiring Additional Support

Public Education

Mental Health Support



Student to Teacher



Suspension Rate



Licensure Language

Profession

Substantial equivalence Issue license



Accounting,
Cosmetology,
Engineering,
Psychology,
Teaching

Support of Military Families - 2021

Joint Base San Antonio-Randolph Air Force Base, Texas

Education and Licensure Assessment Narrative

Public Education:

(This assessment is a comparative analysis using colors to graphically display results for all criteria and categories. The colors are assigned using percentiles, divided into thirds, to provide information about a location's relative position compared to all other Department of the Air Force installations assessed)

- Joint Base San Antonio-Randolph Air Force Base, Texas received an overall green rating for public education as it fell within the top 33 percent of all Air Force installations assessed

- The areas with the lowest relative ranking which require additional state/community support include Student to Mental Health Professional Ratio, Student to Teacher Ratio, and Suspension Rate

- Change from 2019: Joint Base San Antonio-Randolph Air Force Base, Texas's overall education rating did not shift from 2019.

Licensure Portability:

- The State of Texas received an overall yellow rating for licensure portability indicating the State statutes (primarily V.T.C.A., Occupations Code § 55.0041) contain barriers to licensure and certification portability for military spouses. This assessment was awarded for joining interstate compacts for Nursing, Physical Therapy and Psychology. The State also provides permanent licensure with no supervisory requirements for the Law profession

- Barriers still exist for Accounting, Cosmetology, EMS (REPLICA Compact), Engineering, Psychology (PSYPACT), and Teaching which all include "substantial equivalency" requirements. This allows acceptance of another state's license if the requirements for obtaining the license are sufficiently similar to their own State's requirements and precludes acceptance if the requirements are not similar. Other Occupations also have barriers as current statute does not exclude any other occupations from licensure portability burdens

- If you have additional information or recently made changes to your State's licensure statutes, you can send the updated information to SAF.MRR.Workflow@us.af.mil for consideration and potential changes to the assessment

- Change from 2019: Despite improving accessibility through user friendly online applications, there were no changes to the State's statute and no change from the 2019 assessment

Additional Notes:

- The education assessment cross references zip codes within the Military Housing Area (MHA) with zip codes of schools in the surrounding districts. Those school districts with zip codes that fall within the MHA of an installation are included in the analysis. In some locations, school district composition may have changed slightly due to the use of updated District IDs obtained from the Department of Education

- Graduation rates reflect a 4-year graduation, which was determined to be the expectation of Airmen, Guardians, and their families due to frequency of relocation

- The licensure assessment uses a checklist of licensure rules that states should have, and that they should avoid. For example, having a compact or temporary licensing rule and NOT having supervisory requirements are checklist items that lead to green. The Department of the Air Force reviewed state policies and programs intended to eliminate barriers to license portability for military spouses that were in effect as of 31 Dec. 2021

For additional information on Education and Licensure assessment criteria, methodology and data sources, please see the Support of Military Families Background Information provided at www.af.mil under the Support to Families banner. All questions and feedback should be directed to SAF.MRR.Workflow@us.af.mil.

Joint Base San Antonio-Randolph Air Force Base, Texas

School Districts Map



Support of Military Families - 2021

Laughlin Air Force Base, Texas

Public Education*

2019 2021



KEY: ■ < 33.3% ≤ ■ < 66.6% ≤ ■ (Percentile):

Academic Performance Criteria

2019 2021



Graduation Rate



Student Learning Rate



School Climate Criteria



Chronic Absenteeism Rate



Suspension Rate



Service Offering Criteria



Pre-Kindergarten Availability



Student to Counselor Ratio



Student to Mental Health Support Ratio



Student to Nurse Ratio



Student to Teacher Ratio

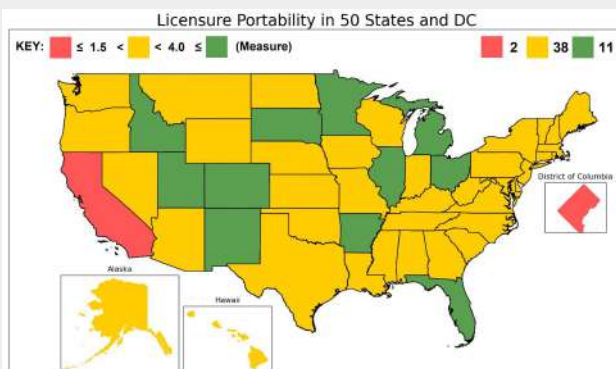


Data Source	Most Recent Survey Time Period Utilized	Date Last Updated
Department of Education - Civil Rights Data Collection District and School Data	SY 2017-2018	October 2020
Department of Education - EDFacts Graduation Rates (District and School Level)	SY 2018-2019	November 2020
Department of Education - National center for Education Statistics Common Core of Data Public Elementary/ Secondary School Universe Survey Data	SY 2019-2020	March 2021
Department of Education - National Center of Education Statistics Common Core of Data (School Search)	SY 2018-19 School Details and Enrollment Characteristics SY 2019-20 School Directory Information	April 2020 July 2020
Center for Education Policy Analysis: Stanford Education Data Archive (SEDA)	SY 2008-2009 through SY 2017-2018	February 2021

* Public Education is Compiled using 60% Academic Performance, 20% School Climate, and 20% Service Offering.

Licensure Portability

2019 2021



Accounting



Cosmetology



EMS



Engineering



Law



Nursing



Physical Therapy



Psychology



Teaching



Other Professions



Data Source	Most Recent Survey Time Period Utilized	Date Last Updated
State Laws, State Executive Orders, State Bar and Supreme Court Rules (Licensure)	Through Dec. 2021	Dec. 31, 2021

Areas Requiring Additional Support

Public Education

Mental Health Support



Chronic Absenteeism



PreK



Licensure Language

Profession

Substantial equivalence Issue license



Accounting,
Cosmetology,
Engineering,
Psychology,
Teaching

Support of Military Families - 2021

Laughlin Air Force Base, Texas

Education and Licensure Assessment Narrative

Public Education:

(This assessment is a comparative analysis using colors to graphically display results for all criteria and categories. The colors are assigned using percentiles, divided into thirds, to provide information about a location's relative position compared to all other Department of the Air Force installations assessed)

- Laughlin Air Force Base, Texas received an overall red rating for public education as it fell within the bottom 33 percent of all Air Force installations assessed

- The areas with the lowest relative ranking which require additional state/community support include Student to Mental Health Professional Ratio, Chronic Absenteeism Rate, and Pre-school Availability

- Change from 2019: Laughlin Air Force Base, Texas's overall education rating did not shift from 2019.

Licensure Portability:

- The State of Texas received an overall yellow rating for licensure portability indicating the State statutes (primarily V.T.C.A., Occupations Code § 55.0041) contain barriers to licensure and certification portability for military spouses. This assessment was awarded for joining interstate compacts for Nursing, Physical Therapy and Psychology. The State also provides permanent licensure with no supervisory requirements for the Law profession

- Barriers still exist for Accounting, Cosmetology, EMS (REPLICA Compact), Engineering, Psychology (PSYPACT), and Teaching which all include "substantial equivalency" requirements. This allows acceptance of another state's license if the requirements for obtaining the license are sufficiently similar to their own State's requirements and precludes acceptance if the requirements are not similar. Other Occupations also have barriers as current statute does not exclude any other occupations from licensure portability burdens

- If you have additional information or recently made changes to your State's licensure statutes, you can send the updated information to SAF.MRR.Workflow@us.af.mil for consideration and potential changes to the assessment

- Change from 2019: Despite improving accessibility through user friendly online applications, there were no changes to the State's statute and no change from the 2019 assessment

Additional Notes:

- The education assessment cross references zip codes within the Military Housing Area (MHA) with zip codes of schools in the surrounding districts. Those school districts with zip codes that fall within the MHA of an installation are included in the analysis. In some locations, school district composition may have changed slightly due to the use of updated District IDs obtained from the Department of Education

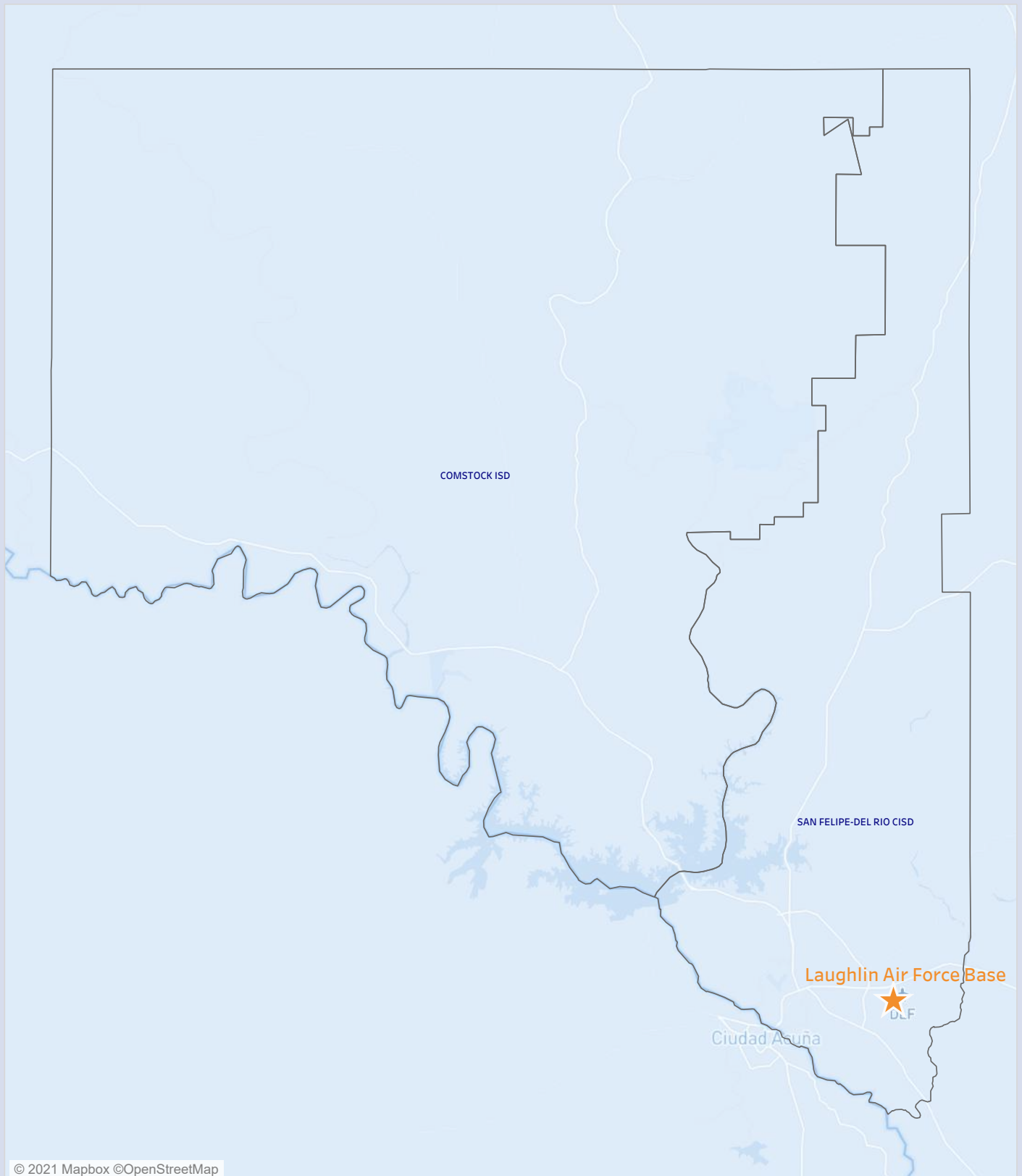
- Graduation rates reflect a 4-year graduation, which was determined to be the expectation of Airmen, Guardians, and their families due to frequency of relocation

- The licensure assessment uses a checklist of licensure rules that states should have, and that they should avoid. For example, having a compact or temporary licensing rule and NOT having supervisory requirements are checklist items that lead to green. The Department of the Air Force reviewed state policies and programs intended to eliminate barriers to license portability for military spouses that were in effect as of 31 Dec. 2021

For additional information on Education and Licensure assessment criteria, methodology and data sources, please see the Support of Military Families Background Information provided at www.af.mil under the Support to Families banner. All questions and feedback should be directed to SAF.MRR.Workflow@us.af.mil.

Laughlin Air Force Base, Texas

School Districts Map

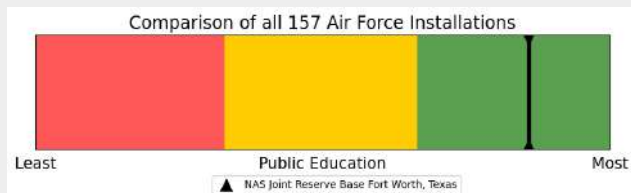


Support of Military Families - 2021

NAS Joint Reserve Base Fort Worth, Texas

Public Education*

2019 2021



KEY: ■ < 33.3% ≤ ■ < 66.6% ≤ ■ (Percentile):

Academic Performance Criteria

2019 2021



Graduation Rate



Student Learning Rate



School Climate Criteria



Chronic Absenteeism Rate



Suspension Rate



Service Offering Criteria



Pre-Kindergarten Availability



Student to Counselor Ratio



Student to Mental Health Support Ratio



Student to Nurse Ratio



Student to Teacher Ratio



Data Source	Most Recent Survey Time Period Utilized	Date Last Updated
Department of Education - Civil Rights Data Collection District and School Data	SY 2017-2018	October 2020
Department of Education - EDFacts Graduation Rates (District and School Level)	SY 2018-2019	November 2020
Department of Education - National center for Education Statistics Common Core of Data Public Elementary/ Secondary School Universe Survey Data	SY 2019-2020	March 2021
Department of Education - National Center of Education Statistics Common Core of Data (School Search)	SY 2018-19 School Details and Enrollment Characteristics SY 2019-20 School Directory Information	April 2020 July 2020
Center for Education Policy Analysis: Stanford Education Data Archive (SEDA)	SY 2008-2009 through SY 2017-2018	February 2021

* Public Education is Compiled using 60% Academic Performance, 20% School Climate, and 20% Service Offering.

Licensure Portability

2019 2021



Accounting



Cosmetology



EMS



Engineering



Law



Nursing



Physical Therapy



Psychology



Teaching



Other Professions



Data Source	Most Recent Survey Time Period Utilized	Date Last Updated
State Laws, State Executive Orders, State Bar and Supreme Court Rules (Licensure)	Through Dec. 2021	Dec. 31, 2021

Areas Requiring Additional Support

Public Education

Suspension Rate



PreK



Mental Health Support



Licensure Language

Profession

Substantial equivalence Issue license



Accounting,
Cosmetology,
Engineering,
Psychology,
Teaching

Support of Military Families - 2021

NAS Joint Reserve Base Fort Worth, Texas

Education and Licensure Assessment Narrative

Public Education:

(This assessment is a comparative analysis using colors to graphically display results for all criteria and categories. The colors are assigned using percentiles, divided into thirds, to provide information about a location's relative position compared to all other Department of the Air Force installations assessed)

- NAS Joint Reserve Base Fort Worth, Texas received an overall green rating for public education as it fell within the top 33 percent of all Air Force installations assessed
- The areas with the lowest relative ranking which require additional state/community support include Suspension Rate, Pre-school Availability, and Student to Mental Health Professional Ratio
- Change from 2019: NAS Joint Reserve Base Fort Worth, Texas's overall education rating did not shift from 2019.

Licensure Portability:

- The State of Texas received an overall yellow rating for licensure portability indicating the State statutes (primarily V.T.C.A., Occupations Code § 55.0041) contain barriers to licensure and certification portability for military spouses. This assessment was awarded for joining interstate compacts for Nursing, Physical Therapy and Psychology. The State also provides permanent licensure with no supervisory requirements for the Law profession
- Barriers still exist for Accounting, Cosmetology, EMS (REPLICA Compact), Engineering, Psychology (PSYPACT), and Teaching which all include "substantial equivalency" requirements. This allows acceptance of another state's license if the requirements for obtaining the license are sufficiently similar to their own State's requirements and precludes acceptance if the requirements are not similar. Other Occupations also have barriers as current statute does not exclude any other occupations from licensure portability burdens
- If you have additional information or recently made changes to your State's licensure statutes, you can send the updated information to SAF.MRR.Workflow@us.af.mil for consideration and potential changes to the assessment
- Change from 2019: Despite improving accessibility through user friendly online applications, there were no changes to the State's statute and no change from the 2019 assessment

Additional Notes:

- The education assessment cross references zip codes within the Military Housing Area (MHA) with zip codes of schools in the surrounding districts. Those school districts with zip codes that fall within the MHA of an installation are included in the analysis. In some locations, school district composition may have changed slightly due to the use of updated District IDs obtained from the Department of Education
- Graduation rates reflect a 4-year graduation, which was determined to be the expectation of Airmen, Guardians, and their families due to frequency of relocation
- The licensure assessment uses a checklist of licensure rules that states should have, and that they should avoid. For example, having a compact or temporary licensing rule and NOT having supervisory requirements are checklist items that lead to green. The Department of the Air Force reviewed state policies and programs intended to eliminate barriers to license portability for military spouses that were in effect as of 31 Dec. 2021

For additional information on Education and Licensure assessment criteria, methodology and data sources, please see the Support of Military Families Background Information provided at www.af.mil under the Support to Families banner. All questions and feedback should be directed to SAF.MRR.Workflow@us.af.mil.

NAS Joint Reserve Base Fort Worth, Texas

School Districts Map



Support of Military Families - 2021

Sheppard Air Force Base, Texas

Public Education*

2019 2021



KEY: ■ < 33.3% ■ < 66.6% ■ (Percentile):

Academic Performance Criteria

2019 2021



Graduation Rate



Student Learning Rate



School Climate Criteria



Chronic Absenteeism Rate



Suspension Rate



Service Offering Criteria



Pre-Kindergarten Availability



Student to Counselor Ratio



Student to Mental Health Support Ratio



Student to Nurse Ratio



Student to Teacher Ratio

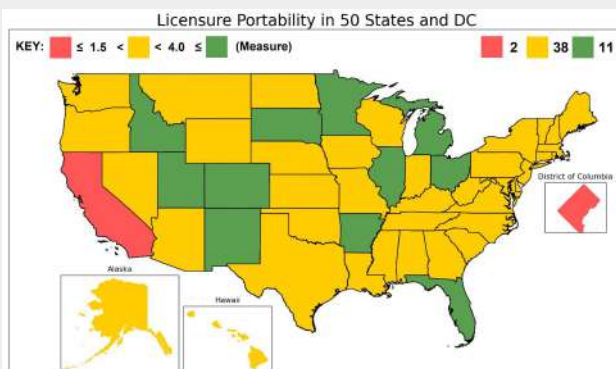


Data Source	Most Recent Survey Time Period Utilized	Date Last Updated
Department of Education - Civil Rights Data Collection District and School Data	SY 2017-2018	October 2020
Department of Education - EDFacts Graduation Rates (District and School Level)	SY 2018-2019	November 2020
Department of Education - National center for Education Statistics Common Core of Data Public Elementary/ Secondary School Universe Survey Data	SY 2019-2020	March 2021
Department of Education - National Center of Education Statistics Common Core of Data (School Search)	SY 2018-19 School Details and Enrollment Characteristics SY 2019-20 School Directory Information	April 2020 July 2020
Center for Education Policy Analysis: Stanford Education Data Archive (SEDA)	SY 2008-2009 through SY 2017-2018	February 2021

* Public Education is Compiled using 60% Academic Performance, 20% School Climate, and 20% Service Offering.

Licensure Portability

2019 2021



Accounting



Cosmetology



EMS



Engineering



Law



Nursing



Physical Therapy



Psychology



Teaching



Other Professions



Data Source	Most Recent Survey Time Period Utilized	Date Last Updated
State Laws, State Executive Orders, State Bar and Supreme Court Rules (Licensure)	Through Dec. 2021	Dec. 31, 2021

Areas Requiring Additional Support

Public Education

Suspension Rate



Mental Health Support



Chronic Absenteeism



Licensure Language

Profession

Substantial equivalence Issue license

Accounting,
Cosmetology,
Engineering,
Psychology,
Teaching



Support of Military Families - 2021

Sheppard Air Force Base, Texas

Education and Licensure Assessment Narrative

Public Education:

(This assessment is a comparative analysis using colors to graphically display results for all criteria and categories. The colors are assigned using percentiles, divided into thirds, to provide information about a location's relative position compared to all other Department of the Air Force installations assessed)

- Sheppard Air Force Base, Texas received an overall green rating for public education as it fell within the top 33 percent of all Air Force installations assessed

- The areas with the lowest relative ranking which require additional state/community support include Suspension Rate, Student to Mental Health Professional Ratio, and Chronic Absenteeism Rate

- Change from 2019: Sheppard Air Force Base, Texas's overall education rating did not shift from 2019.

Licensure Portability:

- The State of Texas received an overall yellow rating for licensure portability indicating the State statutes (primarily V.T.C.A., Occupations Code § 55.0041) contain barriers to licensure and certification portability for military spouses. This assessment was awarded for joining interstate compacts for Nursing, Physical Therapy and Psychology. The State also provides permanent licensure with no supervisory requirements for the Law profession

- Barriers still exist for Accounting, Cosmetology, EMS (REPLICA Compact), Engineering, Psychology (PSYPACT), and Teaching which all include "substantial equivalency" requirements. This allows acceptance of another state's license if the requirements for obtaining the license are sufficiently similar to their own State's requirements and precludes acceptance if the requirements are not similar. Other Occupations also have barriers as current statute does not exclude any other occupations from licensure portability burdens

- If you have additional information or recently made changes to your State's licensure statutes, you can send the updated information to SAF.MRR.Workflow@us.af.mil for consideration and potential changes to the assessment

- Change from 2019: Despite improving accessibility through user friendly online applications, there were no changes to the State's statute and no change from the 2019 assessment

Additional Notes:

- The education assessment cross references zip codes within the Military Housing Area (MHA) with zip codes of schools in the surrounding districts. Those school districts with zip codes that fall within the MHA of an installation are included in the analysis. In some locations, school district composition may have changed slightly due to the use of updated District IDs obtained from the Department of Education

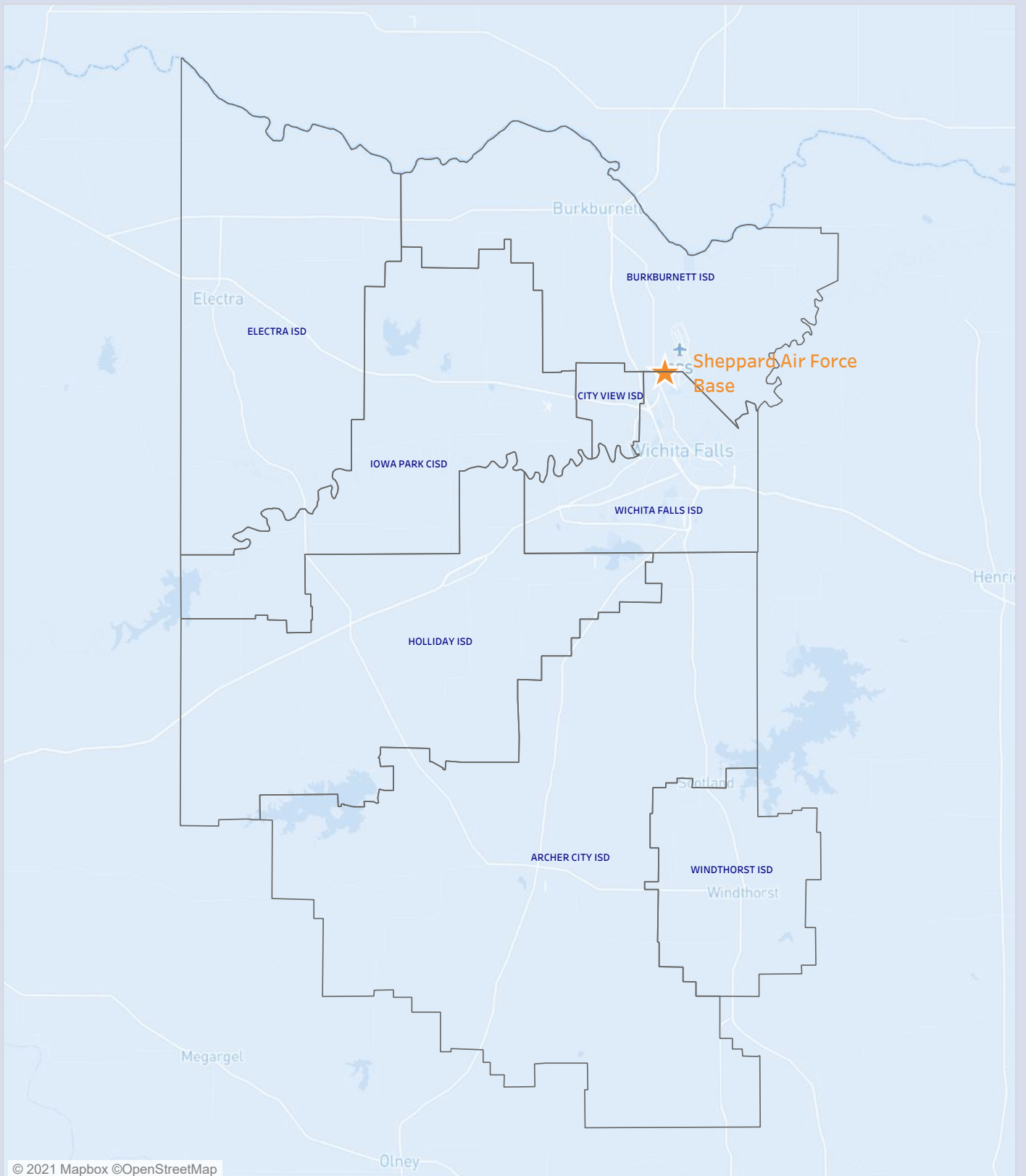
- Graduation rates reflect a 4-year graduation, which was determined to be the expectation of Airmen, Guardians, and their families due to frequency of relocation

- The licensure assessment uses a checklist of licensure rules that states should have, and that they should avoid. For example, having a compact or temporary licensing rule and NOT having supervisory requirements are checklist items that lead to green. The Department of the Air Force reviewed state policies and programs intended to eliminate barriers to license portability for military spouses that were in effect as of 31 Dec. 2021

For additional information on Education and Licensure assessment criteria, methodology and data sources, please see the Support of Military Families Background Information provided at www.af.mil under the Support to Families banner. All questions and feedback should be directed to SAF.MRR.Workflow@us.af.mil.

Sheppard Air Force Base, Texas

School Districts Map

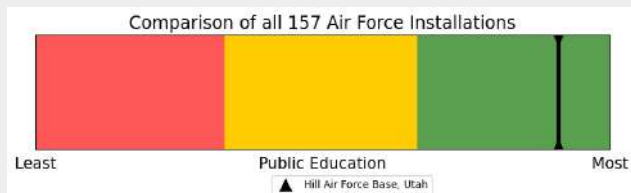


Support of Military Families - 2021

Hill Air Force Base, Utah

Public Education*

2019 2021



KEY: ■ < 33.3% ≤ ■ < 66.6% ≤ ■ (Percentile):

Academic Performance Criteria

2019 2021



Graduation Rate



Student Learning Rate



School Climate Criteria



Chronic Absenteeism Rate



Suspension Rate



Service Offering Criteria



Pre-Kindergarten Availability



Student to Counselor Ratio



Student to Mental Health Support Ratio



Student to Nurse Ratio



Student to Teacher Ratio



Data Source	Most Recent Survey Time Period Utilized	Date Last Updated
Department of Education - Civil Rights Data Collection District and School Data	SY 2017-2018	October 2020
Department of Education - EDFacts Graduation Rates (District and School Level)	SY 2018-2019	November 2020
Department of Education - National center for Education Statistics Common Core of Data Public Elementary/ Secondary School Universe Survey Data	SY 2019-2020	March 2021
Department of Education - National Center of Education Statistics Common Core of Data (School Search)	SY 2018-19 School Details and Enrollment Characteristics SY 2019-20 School Directory Information	April 2020 July 2020
Center for Education Policy Analysis: Stanford Education Data Archive (SEDA)	SY 2008-2009 through SY 2017-2018	February 2021

* Public Education is Compiled using 60% Academic Performance, 20% School Climate, and 20% Service Offering.

Licensure Portability

2019 2021



Accounting



Cosmetology



EMS



Engineering



Law



Nursing



Physical Therapy



Psychology



Teaching



Other Professions



Data Source	Most Recent Survey Time Period Utilized	Date Last Updated
State Laws, State Executive Orders, State Bar and Supreme Court Rules (Licensure)	Through Dec. 2021	Dec. 31, 2021

Areas Requiring Additional Support

Public Education

Student to Teacher



Student to Nurse



Student to Counselor



Support of Military Families - 2021

Hill Air Force Base, Utah

Education and Licensure Assessment Narrative

Public Education:

(This assessment is a comparative analysis using colors to graphically display results for all criteria and categories. The colors are assigned using percentiles, divided into thirds, to provide information about a location's relative position compared to all other Department of the Air Force installations assessed)

- Hill Air Force Base, Utah received an overall green rating for public education as it fell within the top 33 percent of all Air Force installations assessed

- The areas with the lowest relative ranking which require additional state/community support include Student to Teacher Ratio, Student to Nurse Ratio, and Student to Counselor Ratio

- Change from 2019: Hill Air Force Base, Utah's overall education rating did not shift from 2019.

Licensure Portability:

- The State of Utah received an overall green rating for licensure portability indicating the State statutes (SB 227) are effective in removing barriers to licensure and certification portability. Military spouses can easily transfer professional licenses and certificates from other states and sustain their careers. This assessment was awarded for joining interstate compacts for Nursing, Physical Therapy and Psychology occupations and providing universal acceptance for all other occupations. The State also provides permanent licensure to military spouses with no supervisory requirements for the Law profession

- If you have additional information or recently made changes to your State's licensure statutes, you can send the updated information to SAF.MRR.Workflow@us.af.mil for consideration and potential changes to the assessment

- Change from 2019: While Utah joined the Audiology/Speech-Language Pathology Interstate Compact, there was no change from the 2019 assessment and no changes to the State's statute

Additional Notes:

- The education assessment cross references zip codes within the Military Housing Area (MHA) with zip codes of schools in the surrounding districts. Those school districts with zip codes that fall within the MHA of an installation are included in the analysis. In some locations, school district composition may have changed slightly due to the use of updated District IDs obtained from the Department of Education

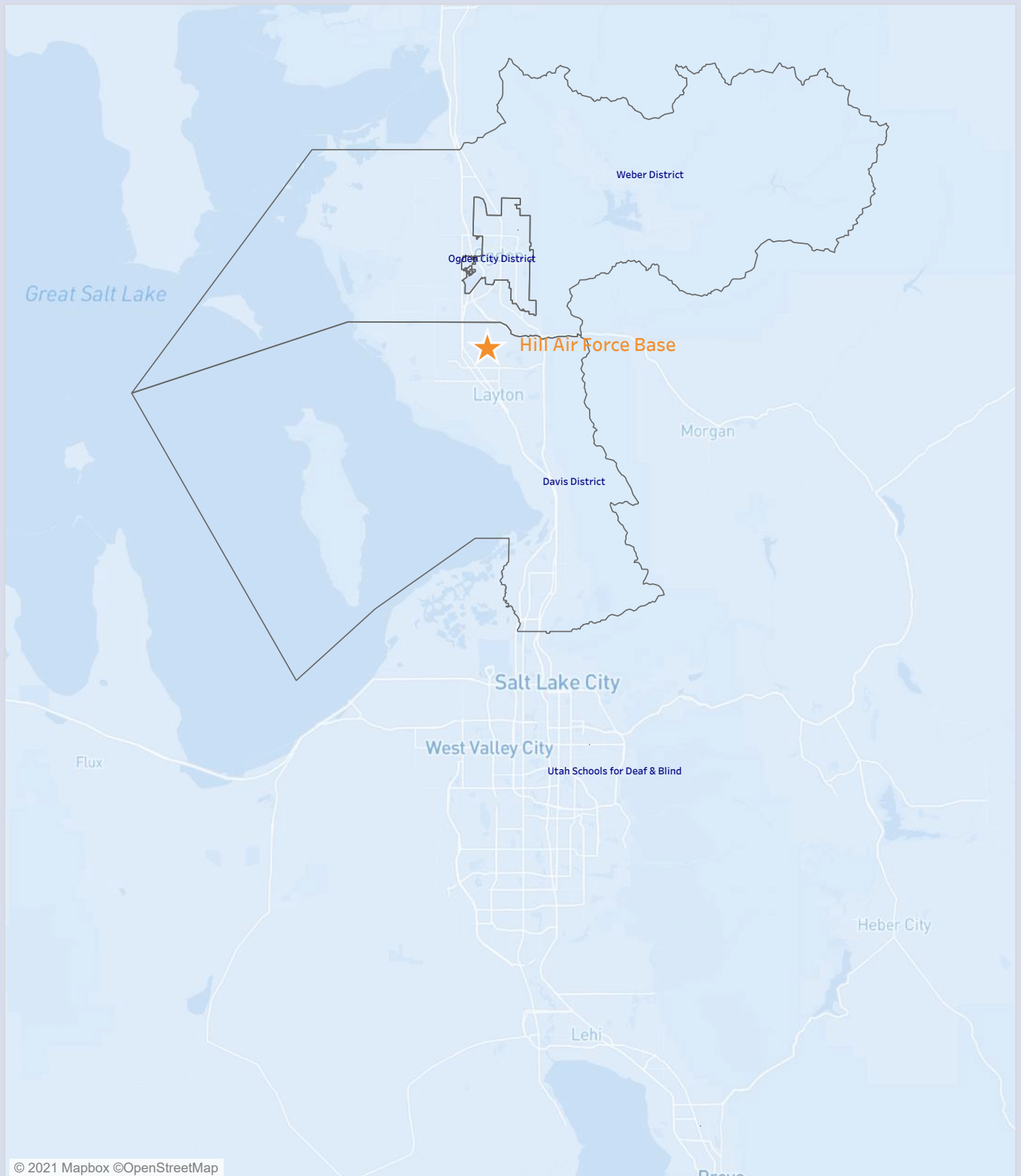
- Graduation rates reflect a 4-year graduation, which was determined to be the expectation of Airmen, Guardians, and their families due to frequency of relocation

- The licensure assessment uses a checklist of licensure rules that states should have, and that they should avoid. For example, having a compact or temporary licensing rule and NOT having supervisory requirements are checklist items that lead to green. The Department of the Air Force reviewed state policies and programs intended to eliminate barriers to license portability for military spouses that were in effect as of 31 Dec. 2021

For additional information on Education and Licensure assessment criteria, methodology and data sources, please see the Support of Military Families Background Information provided at www.af.mil under the Support to Families banner. All questions and feedback should be directed to SAF.MRR.Workflow@us.af.mil.

Hill Air Force Base, Utah

School Districts Map



Support of Military Families - 2021

Wright Air National Guard Base, Utah

Public Education*

2019 2021



KEY: ■ < 33.3% ■ < 66.6% ■ (Percentile):

Academic Performance Criteria

2019 2021



Graduation Rate



Student Learning Rate



School Climate Criteria



Chronic Absenteeism Rate



Suspension Rate



Service Offering Criteria



Pre-Kindergarten Availability



Student to Counselor Ratio



Student to Mental Health Support Ratio



Student to Nurse Ratio



Student to Teacher Ratio

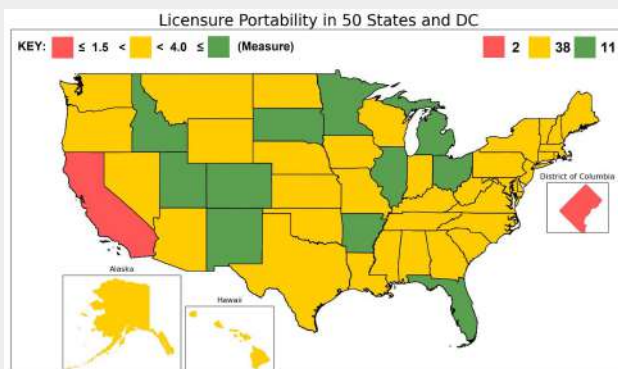


Data Source	Most Recent Survey Time Period Utilized	Date Last Updated
Department of Education - Civil Rights Data Collection District and School Data	SY 2017-2018	October 2020
Department of Education - EDFacts Graduation Rates (District and School Level)	SY 2018-2019	November 2020
Department of Education - National center for Education Statistics Common Core of Data Public Elementary/ Secondary School Universe Survey Data	SY 2019-2020	March 2021
Department of Education - National Center of Education Statistics Common Core of Data (School Search)	SY 2018-19 School Details and Enrollment Characteristics SY 2019-20 School Directory Information	April 2020 July 2020
Center for Education Policy Analysis: Stanford Education Data Archive (SEDA)	SY 2008-2009 through SY 2017-2018	February 2021

* Public Education is Compiled using 60% Academic Performance, 20% School Climate, and 20% Service Offering.

Licensure Portability

2019 2021



Accounting



Cosmetology



EMS



Engineering



Law



Nursing



Physical Therapy



Psychology



Teaching



Other Professions



Data Source	Most Recent Survey Time Period Utilized	Date Last Updated
State Laws, State Executive Orders, State Bar and Supreme Court Rules (Licensure)	Through Dec. 2021	Dec. 31, 2021

Areas Requiring Additional Support

Public Education

Student to Teacher



Student to Nurse



Student to Counselor



Support of Military Families - 2021

Wright Air National Guard Base, Utah

Education and Licensure Assessment Narrative

Public Education:

(This assessment is a comparative analysis using colors to graphically display results for all criteria and categories. The colors are assigned using percentiles, divided into thirds, to provide information about a location's relative position compared to all other Department of the Air Force installations assessed)

- Wright Air National Guard Base, Utah received an overall green rating for public education as it fell within the top 33 percent of all Air Force installations assessed

- The areas with the lowest relative ranking which require additional state/community support include Student to Teacher Ratio, Student to Nurse Ratio, and Student to Counselor Ratio

- Change from 2019: Wright Air National Guard Base, Utah's overall education rating did not shift from 2019.

Licensure Portability:

- The State of Utah received an overall green rating for licensure portability indicating the State statutes (SB 227) are effective in removing barriers to licensure and certification portability. Military spouses can easily transfer professional licenses and certificates from other states and sustain their careers. This assessment was awarded for joining interstate compacts for Nursing, Physical Therapy and Psychology occupations and providing universal acceptance for all other occupations. The State also provides permanent licensure to military spouses with no supervisory requirements for the Law profession

- If you have additional information or recently made changes to your State's licensure statutes, you can send the updated information to SAF.MRR.Workflow@us.af.mil for consideration and potential changes to the assessment

- Change from 2019: While Utah joined the Audiology/Speech-Language Pathology Interstate Compact, there was no change from the 2019 assessment and no changes to the State's statute

Additional Notes:

- The education assessment cross references zip codes within the Military Housing Area (MHA) with zip codes of schools in the surrounding districts. Those school districts with zip codes that fall within the MHA of an installation are included in the analysis. In some locations, school district composition may have changed slightly due to the use of updated District IDs obtained from the Department of Education

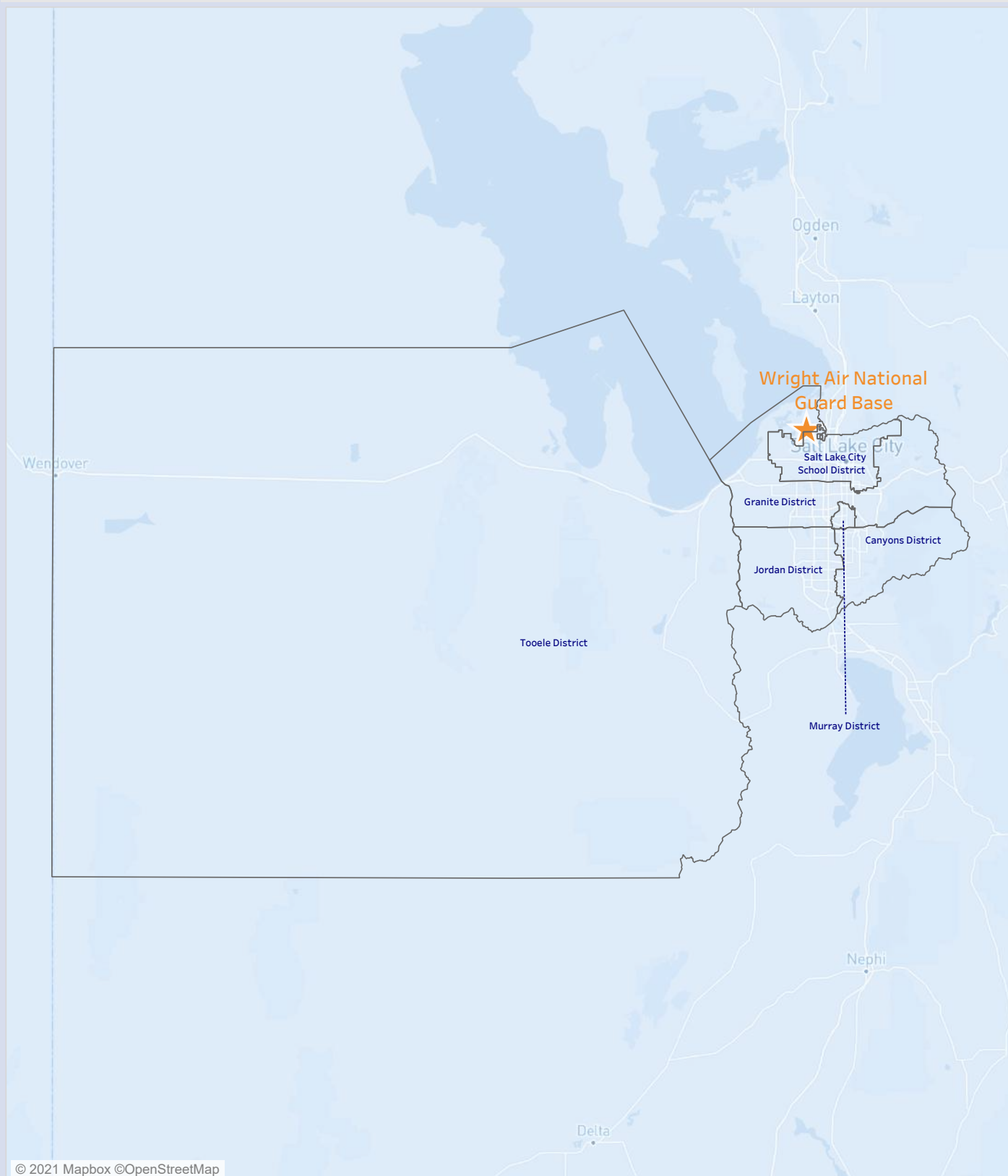
- Graduation rates reflect a 4-year graduation, which was determined to be the expectation of Airmen, Guardians, and their families due to frequency of relocation

- The licensure assessment uses a checklist of licensure rules that states should have, and that they should avoid. For example, having a compact or temporary licensing rule and NOT having supervisory requirements are checklist items that lead to green. The Department of the Air Force reviewed state policies and programs intended to eliminate barriers to license portability for military spouses that were in effect as of 31 Dec. 2021

For additional information on Education and Licensure assessment criteria, methodology and data sources, please see the Support of Military Families Background Information provided at www.af.mil under the Support to Families banner. All questions and feedback should be directed to SAF.MRR.Workflow@us.af.mil.

Wright Air National Guard Base, Utah

School Districts Map



Support of Military Families - 2021

Burlington Air National Guard Base, Vermont

Public Education*

2019 2021



KEY: ■ < 33.3% ■ < 66.6% ■ (Percentile):

Academic Performance Criteria

2019 2021



Graduation Rate



Student Learning Rate



School Climate Criteria



Chronic Absenteeism Rate



Suspension Rate



Service Offering Criteria



Pre-Kindergarten Availability



Student to Counselor Ratio



Student to Mental Health Support Ratio



Student to Nurse Ratio



Student to Teacher Ratio

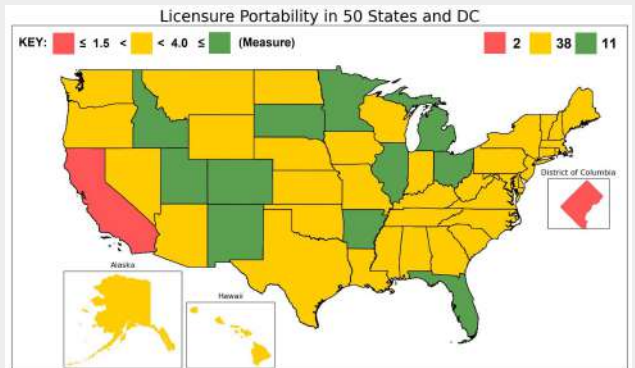


Data Source	Most Recent Survey Time Period Utilized	Date Last Updated
Department of Education - Civil Rights Data Collection District and School Data	SY 2017-2018	October 2020
Department of Education - EDFacts Graduation Rates (District and School Level)	SY 2018-2019	November 2020
Department of Education - National center for Education Statistics Common Core of Data Public Elementary/ Secondary School Universe Survey Data	SY 2019-2020	March 2021
Department of Education - National Center of Education Statistics Common Core of Data (School Search)	SY 2018-19 School Details and Enrollment Characteristics SY 2019-20 School Directory Information	April 2020 July 2020
Center for Education Policy Analysis: Stanford Education Data Archive (SEDA)	SY 2008-2009 through SY 2017-2018	February 2021

* Public Education is Compiled using 60% Academic Performance, 20% School Climate, and 20% Service Offering.

Licensure Portability

2019 2021



Accounting



Cosmetology



EMS



Engineering



Law



Nursing



Physical Therapy



Psychology



Teaching



Other Professions



Data Source	Most Recent Survey Time Period Utilized	Date Last Updated
State Laws, State Executive Orders, State Bar and Supreme Court Rules (Licensure)	Through Dec. 2021	Dec. 31, 2021

Areas Requiring Additional Support

Public Education

Graduation Rates



Chronic Absenteeism



Suspension Rate



Licensure Language

Profession

No MS rule

Law



Support of Military Families - 2021

Burlington Air National Guard Base, Vermont

Education and Licensure Assessment Narrative

Public Education:

(This assessment is a comparative analysis using colors to graphically display results for all criteria and categories. The colors are assigned using percentiles, divided into thirds, to provide information about a location's relative position compared to all other Department of the Air Force installations assessed)

- Burlington Air National Guard Base, Vermont received an overall yellow rating for public education as it fell within the middle 33 percent of all Air Force installations assessed
- The areas with the lowest relative ranking which require additional state/community support include Graduation Rates, Chronic Absenteeism Rate, and Suspension Rate
- Change from 2019: Burlington Air National Guard Base, Vermont's overall education rating changed from green to yellow from 2019.

Licensure Portability:

- The State of Vermont received an overall yellow rating for licensure portability indicating the State statutes (primarily 2014 Vermont Laws No. 177 [H. 681]) contain barriers to licensure and certification portability for military spouses. This assessment was awarded due to "substantial equivalency" requirements in statute. This allows acceptance of another state's license if the requirements for obtaining the license are sufficiently similar to their own State's requirements, and precludes acceptance if the requirements are not similar
- Barriers remain for Other Occupations as current statute does not exclude any other occupations from licensure portability burdens and Law as there are currently no rules established to accommodate licensing for military spouses in the legal profession
- If you have additional information or recently made changes to your State's licensure statutes, you can send the updated information to SAF.MRR.Workflow@us.af.mil for consideration and potential changes to the assessment
- Change from 2019: Despite joining the Nurse Licensure Compact, there were no changes to Vermont's statutes and no change in the State's overall licensure rating

Additional Notes:

- The education assessment cross references zip codes within the Military Housing Area (MHA) with zip codes of schools in the surrounding districts. Those school districts with zip codes that fall within the MHA of an installation are included in the analysis. In some locations, school district composition may have changed slightly due to the use of updated District IDs obtained from the Department of Education
- Graduation rates reflect a 4-year graduation, which was determined to be the expectation of Airmen, Guardians, and their families due to frequency of relocation
- The licensure assessment uses a checklist of licensure rules that states should have, and that they should avoid. For example, having a compact or temporary licensing rule and NOT having supervisory requirements are checklist items that lead to green. The Department of the Air Force reviewed state policies and programs intended to eliminate barriers to license portability for military spouses that were in effect as of 31 Dec. 2021

For additional information on Education and Licensure assessment criteria, methodology and data sources, please see the Support of Military Families Background Information provided at www.af.mil under the Support to Families banner. All questions and feedback should be directed to SAF.MRR.Workflow@us.af.mil.

Burlington Air National Guard Base, Vermont

School Districts Map

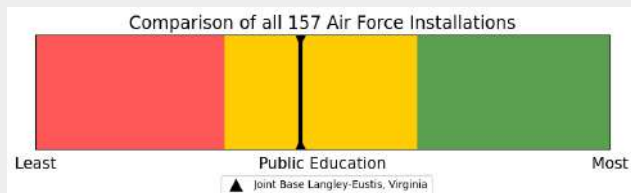


Support of Military Families - 2021

Joint Base Langley-Eustis, Virginia

Public Education*

2019 2021



KEY: ■ < 33.3% ■ < 66.6% ■ (Percentile):

Academic Performance Criteria

2019 2021



Graduation Rate



Student Learning Rate



School Climate Criteria



Chronic Absenteeism Rate



Suspension Rate



Service Offering Criteria



Pre-Kindergarten Availability



Student to Counselor Ratio



Student to Mental Health Support Ratio



Student to Nurse Ratio



Student to Teacher Ratio

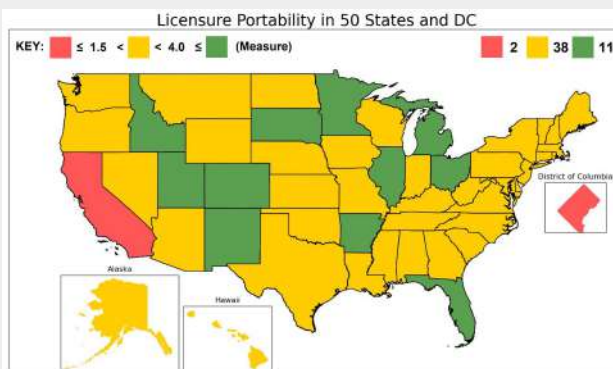


Data Source	Most Recent Survey Time Period Utilized	Date Last Updated
Department of Education - Civil Rights Data Collection District and School Data	SY 2017-2018	October 2020
Department of Education - EDFacts Graduation Rates (District and School Level)	SY 2018-2019	November 2020
Department of Education - National center for Education Statistics Common Core of Data Public Elementary/ Secondary School Universe Survey Data	SY 2019-2020	March 2021
Department of Education - National Center of Education Statistics Common Core of Data (School Search)	SY 2018-19 School Details and Enrollment Characteristics SY 2019-20 School Directory Information	April 2020 July 2020
Center for Education Policy Analysis: Stanford Education Data Archive (SEDA)	SY 2008-2009 through SY 2017-2018	February 2021

* Public Education is Compiled using 60% Academic Performance, 20% School Climate, and 20% Service Offering.

Licensure Portability

2019 2021



Accounting



Cosmetology



EMS



Engineering



Law



Nursing



Physical Therapy



Psychology



Teaching



Other Professions



Data Source	Most Recent Survey Time Period Utilized	Date Last Updated
State Laws, State Executive Orders, State Bar and Supreme Court Rules (Licensure)	Through Dec. 2021	Dec. 31, 2021

Areas Requiring Additional Support

Public Education

Growth Measure



Suspension Rate



Student to Counselor



Licensure Language

Profession

Supervisory Req w/ MS Rule

Law



Support of Military Families - 2021

Joint Base Langley-Eustis, Virginia

Education and Licensure Assessment Narrative

Public Education:

(This assessment is a comparative analysis using colors to graphically display results for all criteria and categories. The colors are assigned using percentiles, divided into thirds, to provide information about a location's relative position compared to all other Department of the Air Force installations assessed)

- Joint Base Langley-Eustis, Virginia received an overall yellow rating for public education as it fell within the middle 33 percent of all Air Force installations assessed

- The areas with the lowest relative ranking which require additional state/community support include Growth Measure, Suspension Rate, and Student to Counselor Ratio

- Change from 2019: Joint Base Langley-Eustis, Virginia's overall education rating did not shift from 2019.

Licensure Portability:

- The State of Virginia received an overall yellow rating for licensure portability State statutes (primarily VA Code Ann. § 54.1-119) contain barriers to licensure and certification portability for military spouses. This assessment was awarded for joining interstate compacts for Nursing, Physical Therapy and Psychology occupations and universally accepting current EMS certification from all states

- Barriers remain for Accounting, Cosmetology, Engineering, Psychology (PSYPACT) and Teaching which all include "substantial equivalency" and experience requirements. This allows acceptance of another state's license if the requirements for obtaining the license are sufficiently similar to their own State's requirements and precludes acceptance if the requirements are not similar. Other Occupations have barriers as current statute does not exclude any other occupations from licensure portability burdens. The Law profession also has significant barriers as Virginia's rule includes supervisory requirements

- If you have additional information or recently made changes to your State's licensure statutes, you can send the updated information to SAF.MRR.Workflow@us.af.mil for consideration and potential changes to the assessment

- Change from 2019: Virginia's licensure rating did not change from the 2019 assessment; however, the State did pass legislation joining the PSYPACT in 2020 and expediting the licensure process (VA Code Ann. § 54.1-119)

Additional Notes:

- The education assessment cross references zip codes within the Military Housing Area (MHA) with zip codes of schools in the surrounding districts. Those school districts with zip codes that fall within the MHA of an installation are included in the analysis. In some locations, school district composition may have changed slightly due to the use of updated District IDs obtained from the Department of Education

- Graduation rates reflect a 4-year graduation, which was determined to be the expectation of Airmen, Guardians, and their families due to frequency of relocation

- The licensure assessment uses a checklist of licensure rules that states should have, and that they should avoid. For example, having a compact or temporary licensing rule and NOT having supervisory requirements are checklist items that lead to green. The Department of the Air Force reviewed state policies and programs intended to eliminate barriers to license portability for military spouses that were in effect as of 31 Dec. 2021

For additional information on Education and Licensure assessment criteria, methodology and data sources, please see the Support of Military Families Background Information provided at www.af.mil under the Support to Families banner. All questions and feedback should be directed to SAF.MRR.Workflow@us.af.mil.

Joint Base Langley-Eustis, Virginia

School Districts Map



Support of Military Families - 2021

Fairchild Air Force Base, Washington

Public Education*

2019 2021



KEY: ■ < 33.3% ■ < 66.6% ■ (Percentile):

Academic Performance Criteria

2019 2021



Graduation Rate



Student Learning Rate



School Climate Criteria



Chronic Absenteeism Rate



Suspension Rate



Service Offering Criteria



Pre-Kindergarten Availability



Student to Counselor Ratio



Student to Mental Health Support Ratio



Student to Nurse Ratio



Student to Teacher Ratio

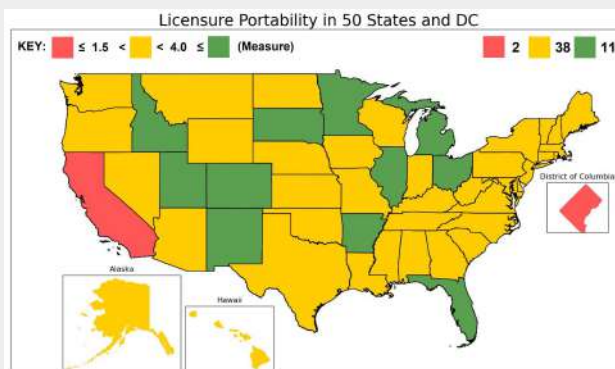


Data Source	Most Recent Survey Time Period Utilized	Date Last Updated
Department of Education - Civil Rights Data Collection District and School Data	SY 2017-2018	October 2020
Department of Education - EDFacts Graduation Rates (District and School Level)	SY 2018-2019	November 2020
Department of Education - National center for Education Statistics Common Core of Data Public Elementary/ Secondary School Universe Survey Data	SY 2019-2020	March 2021
Department of Education - National Center of Education Statistics Common Core of Data (School Search)	SY 2018-19 School Details and Enrollment Characteristics SY 2019-20 School Directory Information	April 2020 July 2020
Center for Education Policy Analysis: Stanford Education Data Archive (SEDA)	SY 2008-2009 through SY 2017-2018	February 2021

* Public Education is Compiled using 60% Academic Performance, 20% School Climate, and 20% Service Offering.

Licensure Portability

2019 2021



Accounting



Cosmetology



EMS



Engineering



Law



Nursing



Physical Therapy



Psychology



Teaching



Other Professions



Data Source	Most Recent Survey Time Period Utilized	Date Last Updated
State Laws, State Executive Orders, State Bar and Supreme Court Rules (Licensure)	Through Dec. 2021	Dec. 31, 2021

Areas Requiring Additional Support

Public Education

Chronic Absenteeism



Student to Teacher



PreK



Licensure Language

Profession

Substantial equivalence
Expedite license

Accounting,
Cosmetology,
Engineering,
EMS,
Nursing,
Psychology,
Teaching



Support of Military Families - 2021

Fairchild Air Force Base, Washington

Education and Licensure Assessment Narrative

Public Education:

(This assessment is a comparative analysis using colors to graphically display results for all criteria and categories. The colors are assigned using percentiles, divided into thirds, to provide information about a location's relative position compared to all other Department of the Air Force installations assessed)

- Fairchild Air Force Base, Washington received an overall red rating for public education as it fell within the bottom 33 percent of all Air Force installations assessed

- The areas with the lowest relative ranking which require additional state/community support include Chronic Absenteeism Rate, Student to Teacher Ratio, and Pre-school Availability

- Change from 2019: Fairchild Air Force Base, Washington's overall education rating changed from yellow to red from 2019.

Licensure Portability:

- The State of Washington received an overall yellow rating for licensure portability indicating the State statutes (primarily RCWA 18.340.020) contain barriers to licensure and certification portability for military spouses. This assessment was awarded for joining an interstate compact for Physical Therapy and establishing procedures to expedite the issuance of licenses and certificates. Along with awarding permanent licensure with no supervisory requirements for the Law profession

- Barriers remain for Accounting, Cosmetology, Engineering, EMS, Nursing, Psychology, and Teaching which include "substantial equivalency" requirements. This allows acceptance of another state's license if the requirements for obtaining the license are sufficiently similar to their own State's requirements and precludes acceptance if the requirements are not similar. Other Occupations also have barriers as current statute does not exclude any other occupations from licensure portability burdens

- If you have additional information or recently made changes to your State's licensure statutes, you can send the updated information to SAF.MRR.Workflow@us.af.mil for consideration and potential changes to the assessment

- Change from 2019: Despite the creation of a military spouse liaison, there were no changes to the State's statute and no change from the 2019 assessment

Additional Notes:

- The education assessment cross references zip codes within the Military Housing Area (MHA) with zip codes of schools in the surrounding districts. Those school districts with zip codes that fall within the MHA of an installation are included in the analysis. In some locations, school district composition may have changed slightly due to the use of updated District IDs obtained from the Department of Education

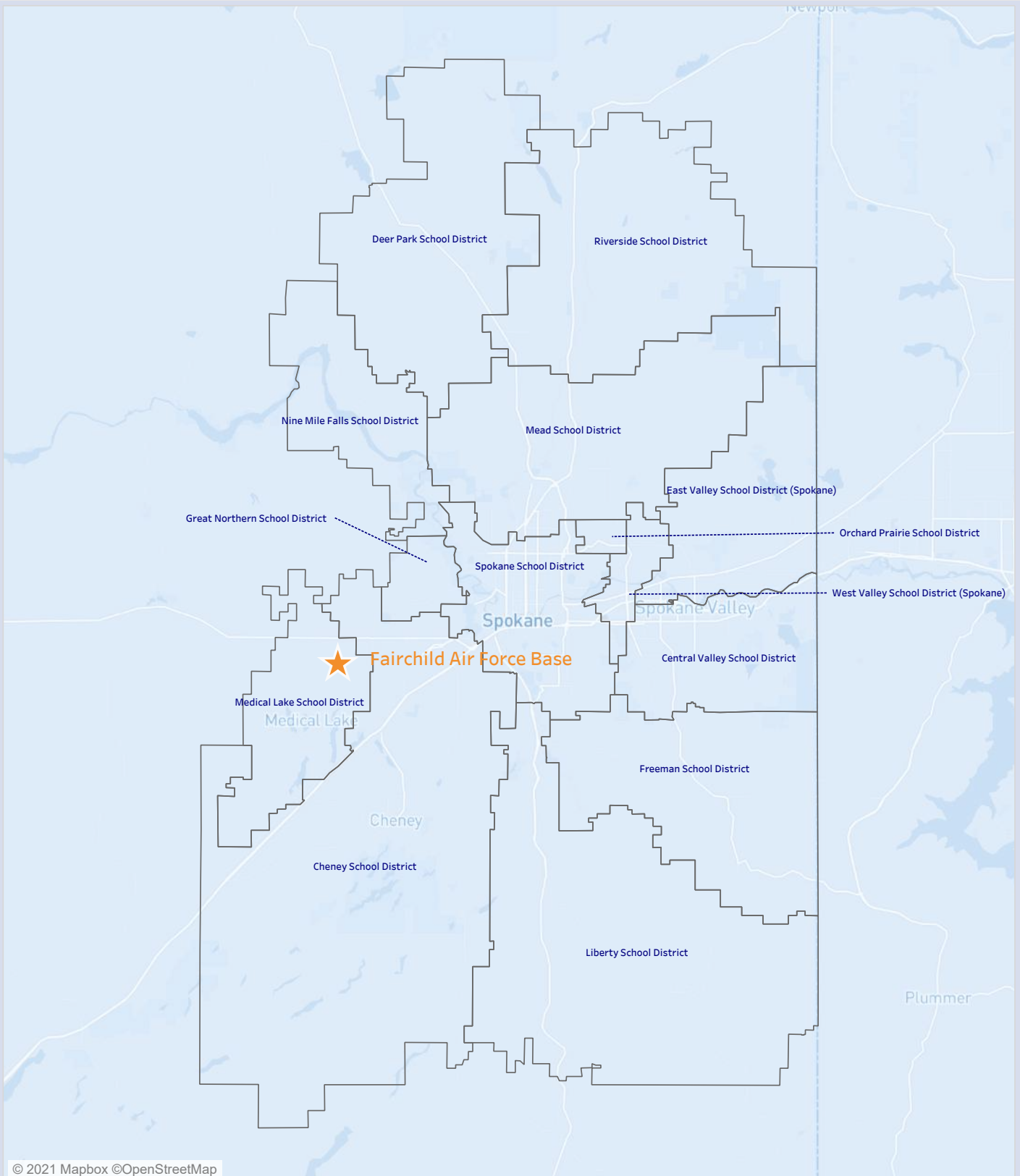
- Graduation rates reflect a 4-year graduation, which was determined to be the expectation of Airmen, Guardians, and their families due to frequency of relocation

- The licensure assessment uses a checklist of licensure rules that states should have, and that they should avoid. For example, having a compact or temporary licensing rule and NOT having supervisory requirements are checklist items that lead to green. The Department of the Air Force reviewed state policies and programs intended to eliminate barriers to license portability for military spouses that were in effect as of 31 Dec. 2021

For additional information on Education and Licensure assessment criteria, methodology and data sources, please see the Support of Military Families Background Information provided at www.af.mil under the Support to Families banner. All questions and feedback should be directed to SAF.MRR.Workflow@us.af.mil.

Fairchild Air Force Base, Washington

School Districts Map

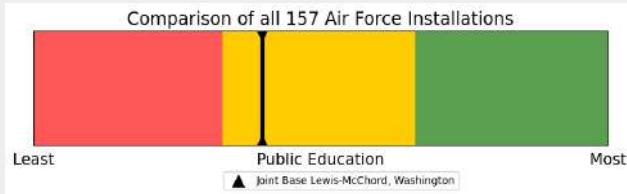


Support of Military Families - 2021

Joint Base Lewis-McChord, Washington

Public Education*

2019 2021



KEY: ■ < 33.3% ■ < 66.6% ■ (Percentile):

Academic Performance Criteria

2019 2021



Graduation Rate



Student Learning Rate



School Climate Criteria



Chronic Absenteeism Rate



Suspension Rate



Service Offering Criteria



Pre-Kindergarten Availability



Student to Counselor Ratio



Student to Mental Health Support Ratio



Student to Nurse Ratio



Student to Teacher Ratio

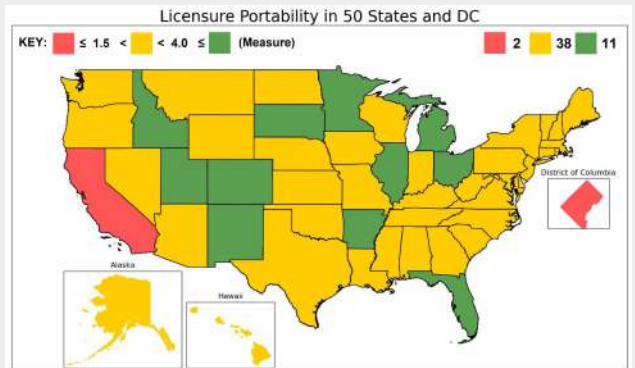


Data Source	Most Recent Survey Time Period Utilized	Date Last Updated
Department of Education - Civil Rights Data Collection District and School Data	SY 2017-2018	October 2020
Department of Education - EDFacts Graduation Rates (District and School Level)	SY 2018-2019	November 2020
Department of Education - National center for Education Statistics Common Core of Data Public Elementary/ Secondary School Universe Survey Data	SY 2019-2020	March 2021
Department of Education - National Center of Education Statistics Common Core of Data (School Search)	SY 2018-19 School Details and Enrollment Characteristics SY 2019-20 School Directory Information	April 2020 July 2020
Center for Education Policy Analysis: Stanford Education Data Archive (SEDA)	SY 2008-2009 through SY 2017-2018	February 2021

* Public Education is Compiled using 60% Academic Performance, 20% School Climate, and 20% Service Offering.

Licensure Portability

2019 2021



Accounting



Cosmetology



EMS



Engineering



Law



Nursing



Physical Therapy



Psychology



Teaching



Other Professions



Data Source	Most Recent Survey Time Period Utilized	Date Last Updated
State Laws, State Executive Orders, State Bar and Supreme Court Rules (Licensure)	Through Dec. 2021	Dec. 31, 2021

Areas Requiring Additional Support

Public Education

Chronic Absenteeism



Student to Teacher



Student to Nurse



Licensure Language

Profession

Substantial equivalence
Expedite license

Accounting,
Cosmetology,
Engineering,
EMS,
Nursing,
Psychology,
Teaching



Support of Military Families - 2021

Joint Base Lewis-McChord, Washington

Education and Licensure Assessment Narrative

Public Education:

(This assessment is a comparative analysis using colors to graphically display results for all criteria and categories. The colors are assigned using percentiles, divided into thirds, to provide information about a location's relative position compared to all other Department of the Air Force installations assessed)

- Joint Base Lewis-McChord, Washington received an overall yellow rating for public education as it fell within the middle 33 percent of all Air Force installations assessed

- The areas with the lowest relative ranking which require additional state/community support include Chronic Absenteeism Rate, Student to Teacher Ratio, and Student to Nurse Ratio

- Change from 2019: Joint Base Lewis-McChord, Washington's overall education rating did not shift from 2019.

Licensure Portability:

- The State of Washington received an overall yellow rating for licensure portability indicating the State statutes (primarily RCWA 18.340.020) contain barriers to licensure and certification portability for military spouses. This assessment was awarded for joining an interstate compact for Physical Therapy and establishing procedures to expedite the issuance of licenses and certificates. Along with awarding permanent licensure with no supervisory requirements for the Law profession

- Barriers remain for Accounting, Cosmetology, Engineering, EMS, Nursing, Psychology, and Teaching which include "substantial equivalency" requirements. This allows acceptance of another state's license if the requirements for obtaining the license are sufficiently similar to their own State's requirements and precludes acceptance if the requirements are not similar. Other Occupations also have barriers as current statute does not exclude any other occupations from licensure portability burdens

- If you have additional information or recently made changes to your State's licensure statutes, you can send the updated information to SAF.MRR.Workflow@us.af.mil for consideration and potential changes to the assessment

- Change from 2019: Despite the creation of a military spouse liaison, there were no changes to the State's statute and no change from the 2019 assessment

Additional Notes:

- The education assessment cross references zip codes within the Military Housing Area (MHA) with zip codes of schools in the surrounding districts. Those school districts with zip codes that fall within the MHA of an installation are included in the analysis. In some locations, school district composition may have changed slightly due to the use of updated District IDs obtained from the Department of Education

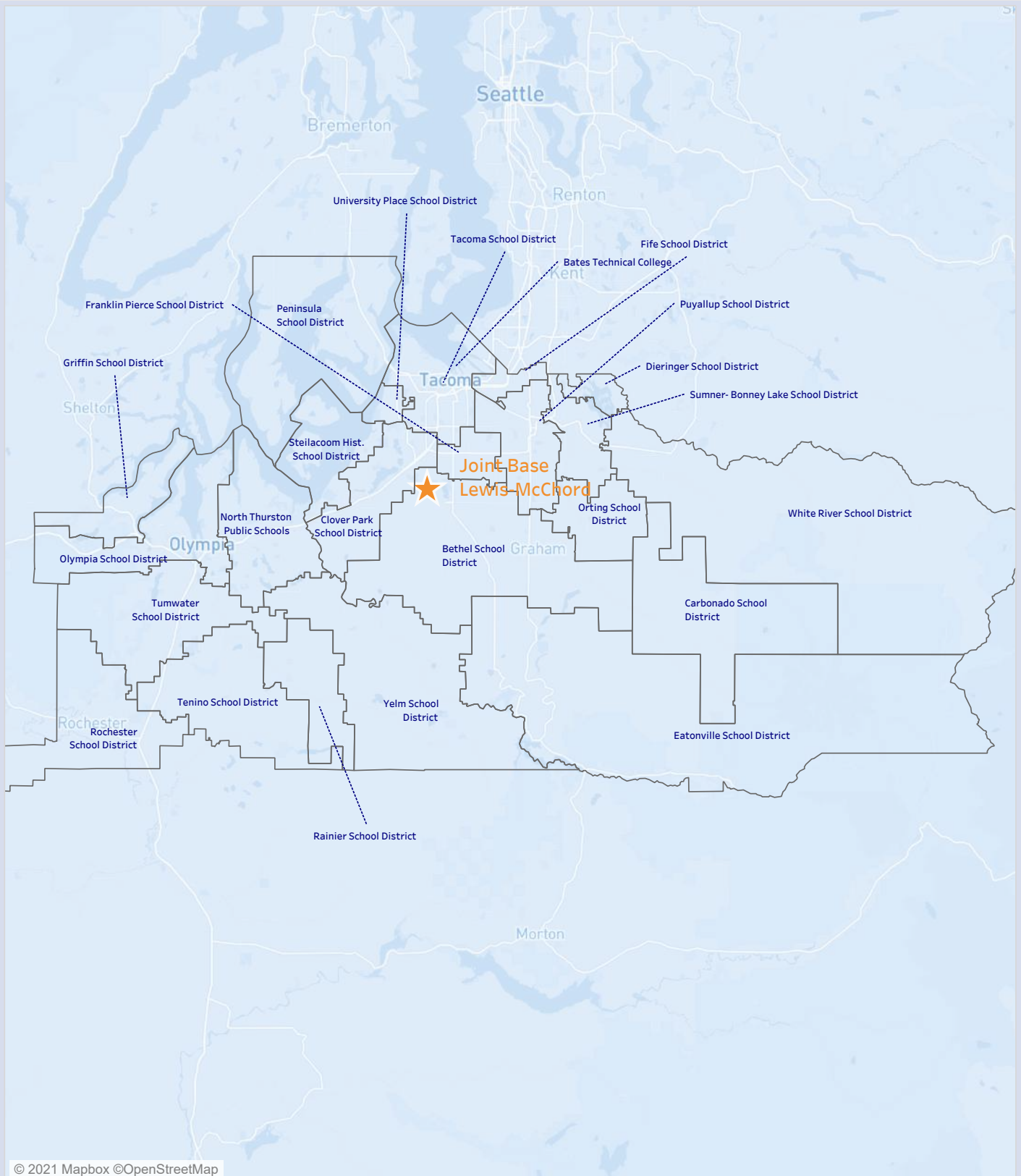
- Graduation rates reflect a 4-year graduation, which was determined to be the expectation of Airmen, Guardians, and their families due to frequency of relocation

- The licensure assessment uses a checklist of licensure rules that states should have, and that they should avoid. For example, having a compact or temporary licensing rule and NOT having supervisory requirements are checklist items that lead to green. The Department of the Air Force reviewed state policies and programs intended to eliminate barriers to license portability for military spouses that were in effect as of 31 Dec. 2021

For additional information on Education and Licensure assessment criteria, methodology and data sources, please see the Support of Military Families Background Information provided at www.af.mil under the Support to Families banner. All questions and feedback should be directed to SAF.MRR.Workflow@us.af.mil.

Joint Base Lewis-McChord, Washington

School Districts Map



Support of Military Families - 2021

McLaughlin Air National Guard Base, West Virginia

Public Education*

2019 2021



KEY: ■ < 33.3% ■ < 66.6% ■ (Percentile):

Academic Performance Criteria

2019 2021



Graduation Rate



Student Learning Rate



School Climate Criteria



Chronic Absenteeism Rate



Suspension Rate



Service Offering Criteria



Pre-Kindergarten Availability



Student to Counselor Ratio



Student to Mental Health Support Ratio



Student to Nurse Ratio



Student to Teacher Ratio

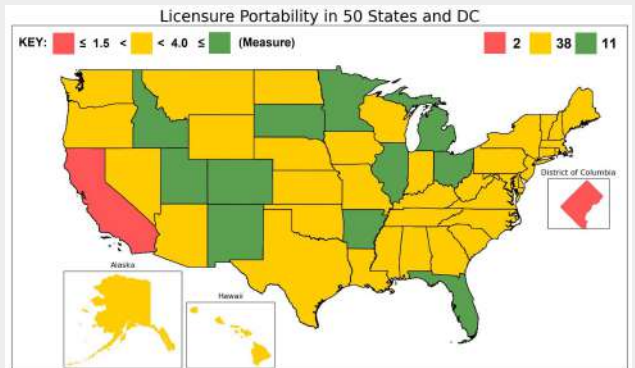


Data Source	Most Recent Survey Time Period Utilized	Date Last Updated
Department of Education - Civil Rights Data Collection District and School Data	SY 2017-2018	October 2020
Department of Education - EDFacts Graduation Rates (District and School Level)	SY 2018-2019	November 2020
Department of Education - National center for Education Statistics Common Core of Data Public Elementary/ Secondary School Universe Survey Data	SY 2019-2020	March 2021
Department of Education - National Center of Education Statistics Common Core of Data (School Search)	SY 2018-19 School Details and Enrollment Characteristics SY 2019-20 School Directory Information	April 2020 July 2020
Center for Education Policy Analysis: Stanford Education Data Archive (SEDA)	SY 2008-2009 through SY 2017-2018	February 2021

* Public Education is Compiled using 60% Academic Performance, 20% School Climate, and 20% Service Offering.

Licensure Portability

2019 2021



Accounting



Cosmetology



EMS



Engineering



Law



Nursing



Physical Therapy



Psychology



Teaching



Other Professions



Data Source	Most Recent Survey Time Period Utilized	Date Last Updated
State Laws, State Executive Orders, State Bar and Supreme Court Rules (Licensure)	Through Dec. 2021	Dec. 31, 2021

Areas Requiring Additional Support

Public Education

Mental Health Support



Growth Measure



Student to Nurse



Licensure Language

Profession

Substantial equivalence
Issue temporary license

Accounting,
Cosmetology,
Engineering,
Psychology, Teaching



Support of Military Families - 2021

McLaughlin Air National Guard Base, West Virginia

Education and Licensure Assessment Narrative

Public Education:

(This assessment is a comparative analysis using colors to graphically display results for all criteria and categories. The colors are assigned using percentiles, divided into thirds, to provide information about a location's relative position compared to all other Department of the Air Force installations assessed)

- McLaughlin Air National Guard Base, West Virginia received an overall red rating for public education as it fell within the bottom 33 percent of all Air Force installations assessed

- The areas with the lowest relative ranking which require additional state/community support include Student to Mental Health Professional Ratio, Growth Measure, and Student to Nurse Ratio

- Change from 2019: McLaughlin Air National Guard Base, West Virginia's overall education rating did not shift from 2019.

Licensure Portability:

- The State of West Virginia received an overall yellow rating for licensure portability indicating the State statutes contain barriers to licensure and certification portability for military spouses. This assessment was awarded for joining interstate compacts for Nursing and Physical Therapy occupations and providing current certification as a National Registry EMT for the EMS profession. The State also provides permanent licensure with no supervisory requirements for the Law profession

- Barriers remain for Accounting, Cosmetology, Engineering, Psychology, and Teaching which include "substantial equivalency" requirements. This allows acceptance of another state's license if the requirements for obtaining the license are sufficiently similar to their own State's requirements and precludes acceptance if the requirements are not similar. Other Occupations also have barriers as current statute does not exclude any other occupations from licensure portability burdens

- If you have additional information or recently made changes to your State's licensure statutes, you can send the updated information to SAF.MRR.Workflow@us.af.mil for consideration and potential changes to the assessment

- Change from 2019: Despite joining the Emergency Medical Services Licensure Compact and the Audiology/Speech-Language Pathology Interstate Compact, there were no changes to the state's statute and no change from the 2019 assessment

Additional Notes:

- The education assessment cross references zip codes within the Military Housing Area (MHA) with zip codes of schools in the surrounding districts. Those school districts with zip codes that fall within the MHA of an installation are included in the analysis. In some locations, school district composition may have changed slightly due to the use of updated District IDs obtained from the Department of Education

- Graduation rates reflect a 4-year graduation, which was determined to be the expectation of Airmen, Guardians, and their families due to frequency of relocation

- The licensure assessment uses a checklist of licensure rules that states should have, and that they should avoid. For example, having a compact or temporary licensing rule and NOT having supervisory requirements are checklist items that lead to green. The Department of the Air Force reviewed state policies and programs intended to eliminate barriers to license portability for military spouses that were in effect as of 31 Dec. 2021

For additional information on Education and Licensure assessment criteria, methodology and data sources, please see the Support of Military Families Background Information provided at www.af.mil under the Support to Families banner. All questions and feedback should be directed to SAF.MRR.Workflow@us.af.mil.

McLaughlin Air National Guard Base, West Virginia

School Districts Map



Support of Military Families - 2021

Shepherd Field Air National Guard Base, West Virginia

Public Education*

2019 2021



KEY: ■ < 33.3% ■ < 66.6% ■ (Percentile):

Academic Performance Criteria

2019 2021



Graduation Rate



Student Learning Rate



School Climate Criteria



Chronic Absenteeism Rate



Suspension Rate



Service Offering Criteria



Pre-Kindergarten Availability



Student to Counselor Ratio



Student to Mental Health Support Ratio



Student to Nurse Ratio



Student to Teacher Ratio

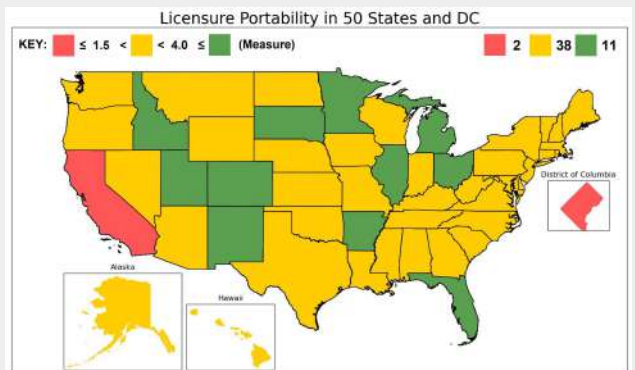


Data Source	Most Recent Survey Time Period Utilized	Date Last Updated
Department of Education - Civil Rights Data Collection District and School Data	SY 2017-2018	October 2020
Department of Education - EDFacts Graduation Rates (District and School Level)	SY 2018-2019	November 2020
Department of Education - National center for Education Statistics Common Core of Data Public Elementary/ Secondary School Universe Survey Data	SY 2019-2020	March 2021
Department of Education - National Center of Education Statistics Common Core of Data (School Search)	SY 2018-19 School Details and Enrollment Characteristics SY 2019-20 School Directory Information	April 2020 July 2020
Center for Education Policy Analysis: Stanford Education Data Archive (SEDA)	SY 2008-2009 through SY 2017-2018	February 2021

* Public Education is Compiled using 60% Academic Performance, 20% School Climate, and 20% Service Offering.

Licensure Portability

2019 2021



Accounting



Cosmetology



EMS



Engineering



Law



Nursing



Physical Therapy



Psychology



Teaching



Other Professions



Data Source	Most Recent Survey Time Period Utilized	Date Last Updated
State Laws, State Executive Orders, State Bar and Supreme Court Rules (Licensure)	Through Dec. 2021	Dec. 31, 2021

Areas Requiring Additional Support

Public Education

Mental Health Support



Suspension Rate



Student to Teacher



Licensure Language

Profession

Substantial equivalence
Issue temporary license

Accounting,
Cosmetology,
Engineering,
Psychology, Teaching



Support of Military Families - 2021

Shepherd Field Air National Guard Base, West Virginia

Education and Licensure Assessment Narrative

Public Education:

(This assessment is a comparative analysis using colors to graphically display results for all criteria and categories. The colors are assigned using percentiles, divided into thirds, to provide information about a location's relative position compared to all other Department of the Air Force installations assessed)

- Shepherd Field Air National Guard Base, West Virginia received an overall green rating for public education as it fell within the top 33 percent of all Air Force installations assessed

- The areas with the lowest relative ranking which require additional state/community support include Student to Mental Health Professional Ratio, Suspension Rate, and Student to Teacher Ratio

- Change from 2019: Shepherd Field Air National Guard Base, West Virginia's overall education rating did not shift from 2019.

Licensure Portability:

- The State of West Virginia received an overall yellow rating for licensure portability indicating the State statutes contain barriers to licensure and certification portability for military spouses. This assessment was awarded for joining interstate compacts for Nursing and Physical Therapy occupations and providing current certification as a National Registry EMT for the EMS profession. The State also provides permanent licensure with no supervisory requirements for the Law profession

- Barriers remain for Accounting, Cosmetology, Engineering, Psychology, and Teaching which include "substantial equivalency" requirements. This allows acceptance of another state's license if the requirements for obtaining the license are sufficiently similar to their own State's requirements and precludes acceptance if the requirements are not similar. Other Occupations also have barriers as current statute does not exclude any other occupations from licensure portability burdens

- If you have additional information or recently made changes to your State's licensure statutes, you can send the updated information to SAF.MRR.Workflow@us.af.mil for consideration and potential changes to the assessment

- Change from 2019: Despite joining the Emergency Medical Services Licensure Compact and the Audiology/Speech-Language Pathology Interstate Compact, there were no changes to the state's statute and no change from the 2019 assessment

Additional Notes:

- The education assessment cross references zip codes within the Military Housing Area (MHA) with zip codes of schools in the surrounding districts. Those school districts with zip codes that fall within the MHA of an installation are included in the analysis. In some locations, school district composition may have changed slightly due to the use of updated District IDs obtained from the Department of Education

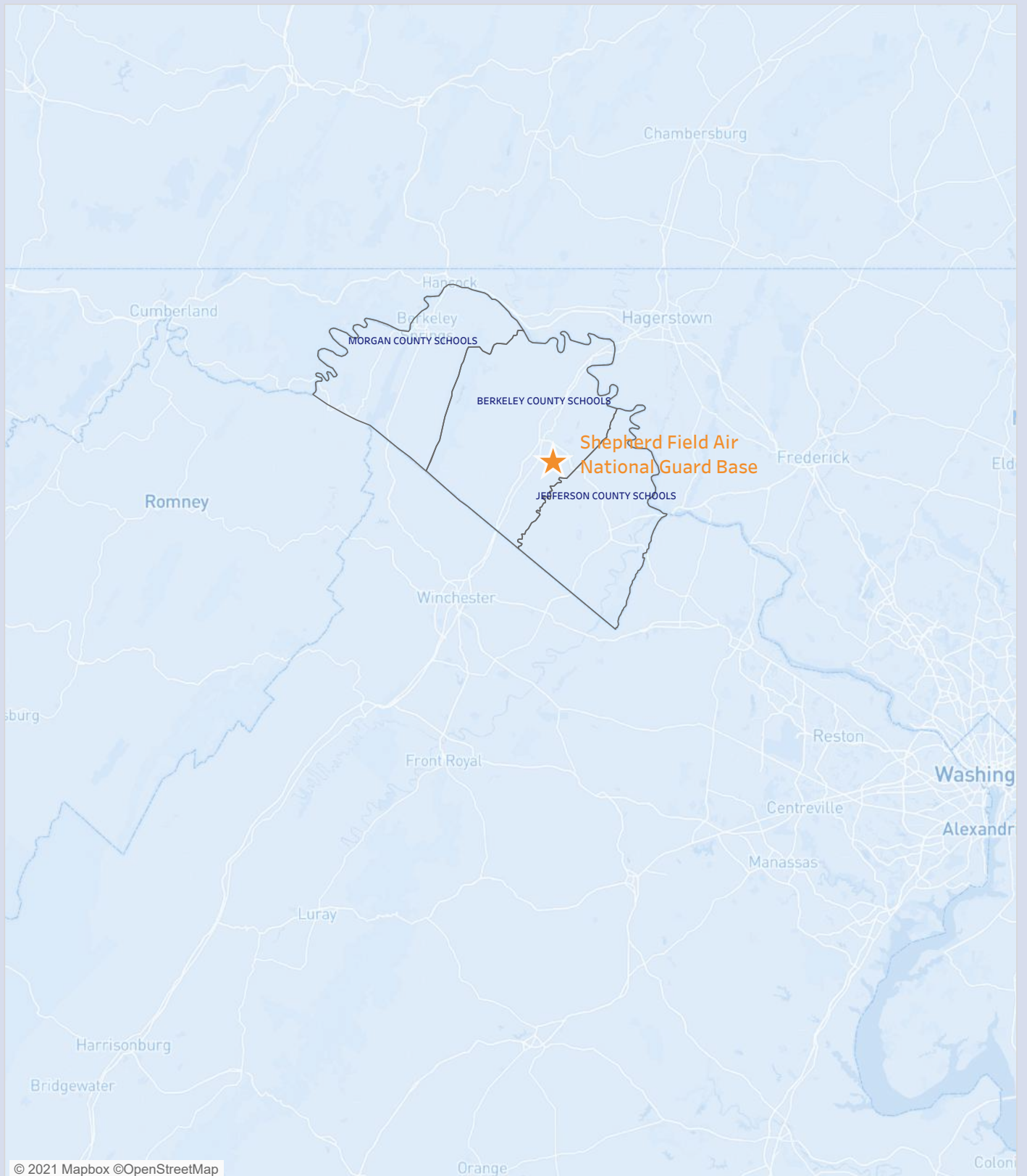
- Graduation rates reflect a 4-year graduation, which was determined to be the expectation of Airmen, Guardians, and their families due to frequency of relocation

- The licensure assessment uses a checklist of licensure rules that states should have, and that they should avoid. For example, having a compact or temporary licensing rule and NOT having supervisory requirements are checklist items that lead to green. The Department of the Air Force reviewed state policies and programs intended to eliminate barriers to license portability for military spouses that were in effect as of 31 Dec. 2021

For additional information on Education and Licensure assessment criteria, methodology and data sources, please see the Support of Military Families Background Information provided at www.af.mil under the Support to Families banner. All questions and feedback should be directed to SAF.MRR.Workflow@us.af.mil.

Shepherd Field Air National Guard Base, West Virginia

School Districts Map




Support of Military Families - 2021

General Mitchell Field, Wisconsin

Public Education*

2019 2021



KEY: ■ < 33.3% ■ < 66.6% ■ (Percentile):

Academic Performance Criteria

2019 2021



Graduation Rate



Student Learning Rate



School Climate Criteria



Chronic Absenteeism Rate



Suspension Rate



Service Offering Criteria



Pre-Kindergarten Availability



Student to Counselor Ratio



Student to Mental Health Support Ratio



Student to Nurse Ratio



Student to Teacher Ratio

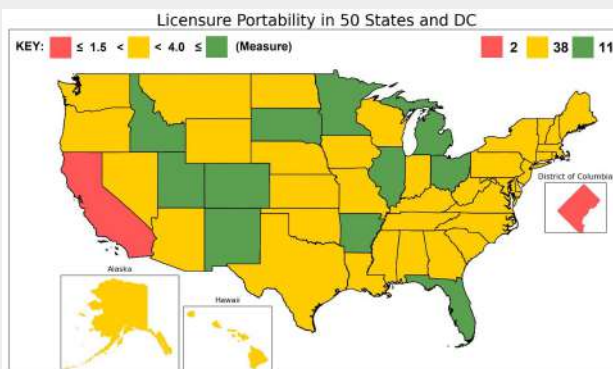


Data Source	Most Recent Survey Time Period Utilized	Date Last Updated
Department of Education - Civil Rights Data Collection District and School Data	SY 2017-2018	October 2020
Department of Education - EDFacts Graduation Rates (District and School Level)	SY 2018-2019	November 2020
Department of Education - National center for Education Statistics Common Core of Data Public Elementary/ Secondary School Universe Survey Data	SY 2019-2020	March 2021
Department of Education - National Center of Education Statistics Common Core of Data (School Search)	SY 2018-19 School Details and Enrollment Characteristics SY 2019-20 School Directory Information	April 2020 July 2020
Center for Education Policy Analysis: Stanford Education Data Archive (SEDA)	SY 2008-2009 through SY 2017-2018	February 2021

* Public Education is Compiled using 60% Academic Performance, 20% School Climate, and 20% Service Offering.

Licensure Portability

2019 2021



Accounting



Cosmetology



EMS



Engineering



Law



Nursing



Physical Therapy



Psychology



Teaching



Other Professions



Data Source	Most Recent Survey Time Period Utilized	Date Last Updated
State Laws, State Executive Orders, State Bar and Supreme Court Rules (Licensure)	Through Dec. 2021	Dec. 31, 2021

Areas Requiring Additional Support

Public Education

Chronic Absenteeism



Student to Counselor



Graduation Rates



Licensure Language

Profession

No MS rule

Law



Support of Military Families - 2021

General Mitchell Field, Wisconsin

Education and Licensure Assessment Narrative

Public Education:

(This assessment is a comparative analysis using colors to graphically display results for all criteria and categories. The colors are assigned using percentiles, divided into thirds, to provide information about a location's relative position compared to all other Department of the Air Force installations assessed)

- General Mitchell Field, Wisconsin received an overall yellow rating for public education as it fell within the middle 33 percent of all Air Force installations assessed

- The areas with the lowest relative ranking which require additional state/community support include Chronic Absenteeism Rate, Student to Counselor Ratio, and Graduation Rates

- Change from 2019: General Mitchell Field, Wisconsin's overall education rating did not shift from 2019.

Licensure Portability:

- The State of Wisconsin received an overall yellow rating for licensure portability indicating the State statutes (primarily W.S.A. 440.09) contain barriers to licensure and certification portability for military spouses. This assessment was awarded for joining interstate compacts for Nursing and Physical Therapy occupations, and providing current certification as a National Registry EMT for the EMS profession

- Barriers remain for Accounting, Cosmetology, Engineering, Psychology, and Teaching given licensing boards may impart additional requirements at their discretion. Other Occupations also have barriers as current statute does not exclude any other occupations from licensure portability burdens and Law has significant barriers as there are currently no rules established to accommodate licensing for military spouses in the legal profession

- Although Wisconsin has enacted legislation to join the Physical Therapy Compact, as of the time of this assessment, the compact benefits are not yet being provided to military spouses as additional requirements need to be met in order for Wisconsin to fully receive all of the compact privileges

- If you have additional information or recently made changes to your State's licensure statutes, you can send the updated information to SAF.MRR.Workflow@us.af.mil for consideration and potential changes to the assessment

- Change from 2019: Despite improvements from AB731 and joining the Physical Therapy Licensure Compact, there was no change from Wisconsin's overall 2019 assessment

Additional Notes:

- The education assessment cross references zip codes within the Military Housing Area (MHA) with zip codes of schools in the surrounding districts. Those school districts with zip codes that fall within the MHA of an installation are included in the analysis. In some locations, school district composition may have changed slightly due to the use of updated District IDs obtained from the Department of Education

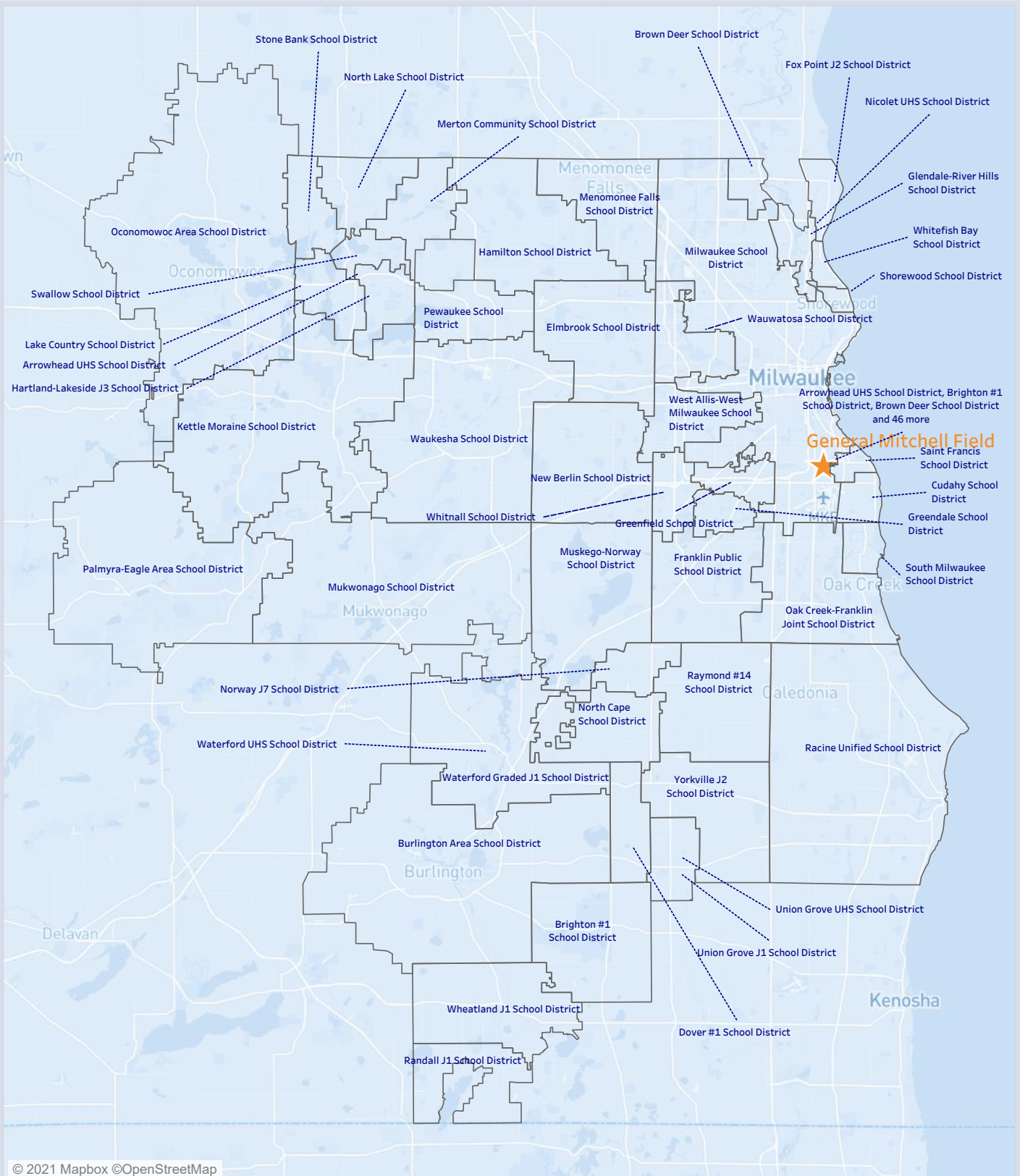
- Graduation rates reflect a 4-year graduation, which was determined to be the expectation of Airmen, Guardians, and their families due to frequency of relocation

- The licensure assessment uses a checklist of licensure rules that states should have, and that they should avoid. For example, having a compact or temporary licensing rule and NOT having supervisory requirements are checklist items that lead to green. The Department of the Air Force reviewed state policies and programs intended to eliminate barriers to license portability for military spouses that were in effect as of 31 Dec. 2021

For additional information on Education and Licensure assessment criteria, methodology and data sources, please see the Support of Military Families Background Information provided at www.af.mil under the Support to Families banner. All questions and feedback should be directed to SAF.MRR.Workflow@us.af.mil.

General Mitchell Field, Wisconsin

School Districts Map

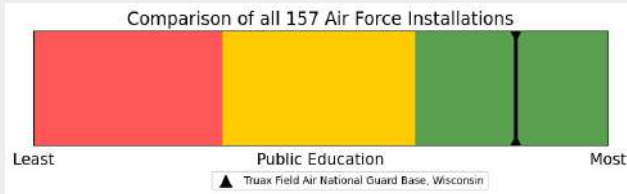


Support of Military Families - 2021

Truax Field Air National Guard Base, Wisconsin

Public Education*

2019 2021



KEY: ■ < 33.3% ■ < 66.6% ■ (Percentile):

Academic Performance Criteria

2019 2021



Graduation Rate



Student Learning Rate



School Climate Criteria

2019 2021



Chronic Absenteeism Rate



Suspension Rate



Service Offering Criteria

2019 2021



Pre-Kindergarten Availability



Student to Counselor Ratio



Student to Mental Health Support Ratio



Student to Nurse Ratio



Student to Teacher Ratio

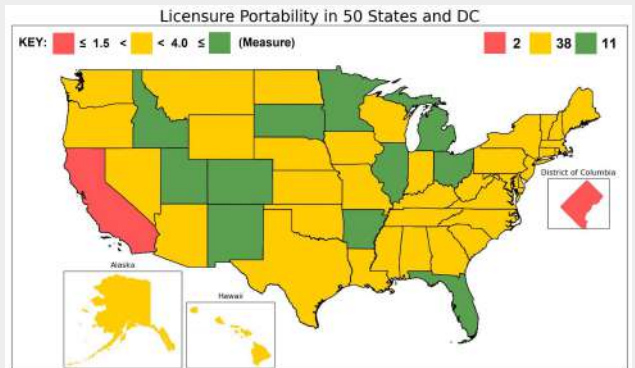


Data Source	Most Recent Survey Time Period Utilized	Date Last Updated
Department of Education - Civil Rights Data Collection District and School Data	SY 2017-2018	October 2020
Department of Education - EDFacts Graduation Rates (District and School Level)	SY 2018-2019	November 2020
Department of Education - National center for Education Statistics Common Core of Data Public Elementary/ Secondary School Universe Survey Data	SY 2019-2020	March 2021
Department of Education - National Center of Education Statistics Common Core of Data (School Search)	SY 2018-19 School Details and Enrollment Characteristics SY 2019-20 School Directory Information	April 2020 July 2020
Center for Education Policy Analysis: Stanford Education Data Archive (SEDA)	SY 2008-2009 through SY 2017-2018	February 2021

* Public Education is Compiled using 60% Academic Performance, 20% School Climate, and 20% Service Offering.

Licensure Portability

2019 2021



Accounting



Cosmetology



EMS



Engineering



Law



Nursing



Physical Therapy



Psychology



Teaching



Other Professions



Data Source	Most Recent Survey Time Period Utilized	Date Last Updated
State Laws, State Executive Orders, State Bar and Supreme Court Rules (Licensure)	Through Dec. 2021	Dec. 31, 2021

Areas Requiring Additional Support

Public Education

Student to Counselor



PreK



Chronic Absenteeism



Licensure Language

Profession

No MS rule

Law



Support of Military Families - 2021

Truax Field Air National Guard Base, Wisconsin

Education and Licensure Assessment Narrative

Public Education:

(This assessment is a comparative analysis using colors to graphically display results for all criteria and categories. The colors are assigned using percentiles, divided into thirds, to provide information about a location's relative position compared to all other Department of the Air Force installations assessed)

- Truax Field Air National Guard Base, Wisconsin received an overall green rating for public education as it fell within the top 33 percent of all Air Force installations assessed
- The areas with the lowest relative ranking which require additional state/community support include Student to Counselor Ratio, Pre-school Availability, and Chronic Absenteeism Rate
- Change from 2019: Truax Field Air National Guard Base, Wisconsin's overall education rating did not shift from 2019.

Licensure Portability:

- The State of Wisconsin received an overall yellow rating for licensure portability indicating the State statutes (primarily W.S.A. 440.09) contain barriers to licensure and certification portability for military spouses. This assessment was awarded for joining interstate compacts for Nursing and Physical Therapy occupations, and providing current certification as a National Registry EMT for the EMS profession
- Barriers remain for Accounting, Cosmetology, Engineering, Psychology, and Teaching given licensing boards may impart additional requirements at their discretion. Other Occupations also have barriers as current statute does not exclude any other occupations from licensure portability burdens and Law has significant barriers as there are currently no rules established to accommodate licensing for military spouses in the legal profession
- Although Wisconsin has enacted legislation to join the Physical Therapy Compact, as of the time of this assessment, the compact benefits are not yet being provided to military spouses as additional requirements need to be met in order for Wisconsin to fully receive all of the compact privileges
- If you have additional information or recently made changes to your State's licensure statutes, you can send the updated information to SAF.MRR.Workflow@us.af.mil for consideration and potential changes to the assessment
- Change from 2019: Despite improvements from AB731 and joining the Physical Therapy Licensure Compact, there was no change from Wisconsin's overall 2019 assessment

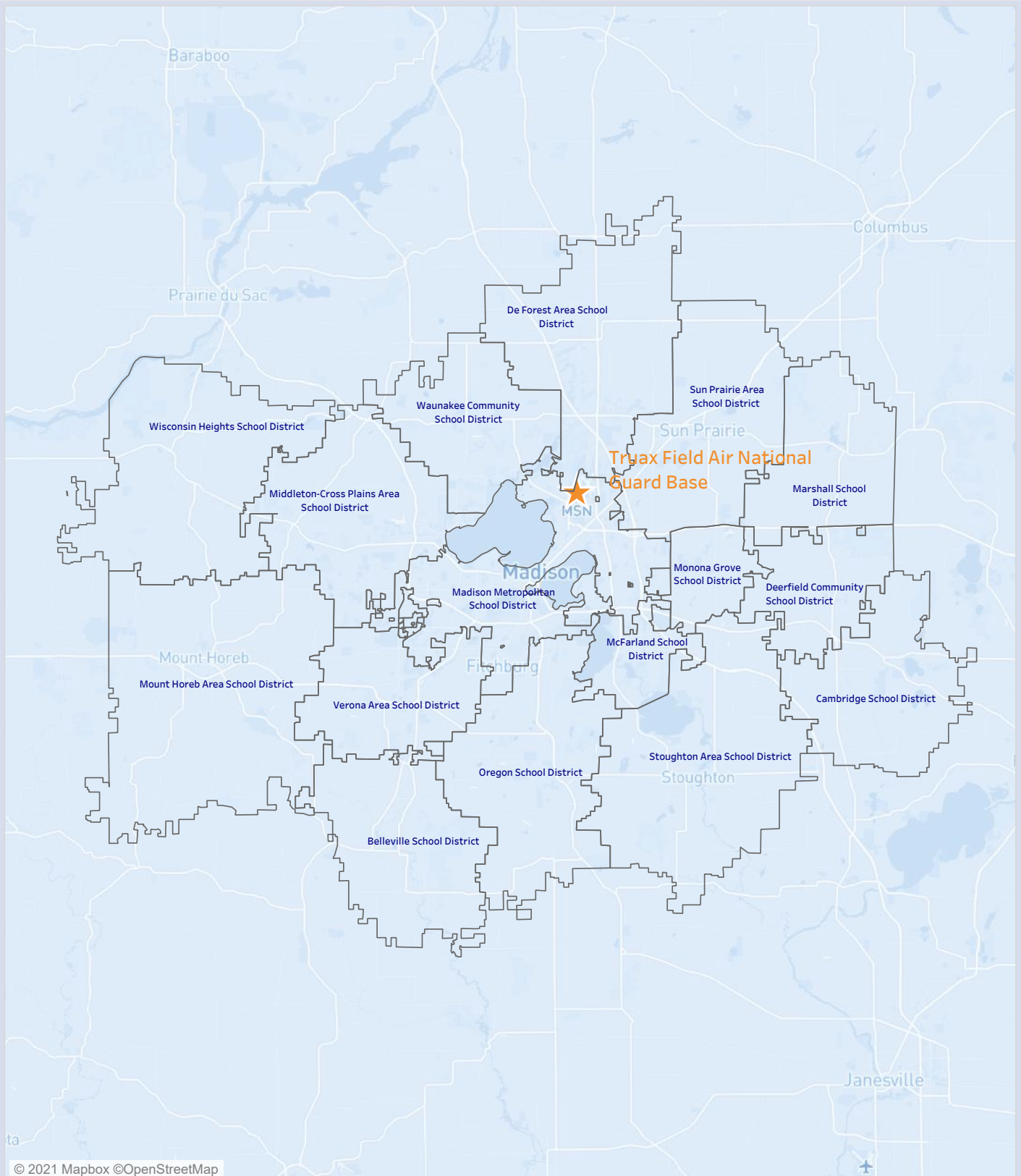
Additional Notes:

- The education assessment cross references zip codes within the Military Housing Area (MHA) with zip codes of schools in the surrounding districts. Those school districts with zip codes that fall within the MHA of an installation are included in the analysis. In some locations, school district composition may have changed slightly due to the use of updated District IDs obtained from the Department of Education
- Graduation rates reflect a 4-year graduation, which was determined to be the expectation of Airmen, Guardians, and their families due to frequency of relocation
- The licensure assessment uses a checklist of licensure rules that states should have, and that they should avoid. For example, having a compact or temporary licensing rule and NOT having supervisory requirements are checklist items that lead to green. The Department of the Air Force reviewed state policies and programs intended to eliminate barriers to license portability for military spouses that were in effect as of 31 Dec. 2021

For additional information on Education and Licensure assessment criteria, methodology and data sources, please see the Support of Military Families Background Information provided at www.af.mil under the Support to Families banner. All questions and feedback should be directed to SAF.MRR.Workflow@us.af.mil.

Truax Field Air National Guard Base, Wisconsin

School Districts Map



Support of Military Families - 2021

Volk Field Air National Guard Base, Wisconsin

Public Education*

2019 2021



KEY: ■ < 33.3% ■ < 66.6% ■ (Percentile):

Academic Performance Criteria

2019 2021



Graduation Rate



Student Learning Rate



School Climate Criteria



Chronic Absenteeism Rate



Suspension Rate



Service Offering Criteria



Pre-Kindergarten Availability



Student to Counselor Ratio



Student to Mental Health Support Ratio



Student to Nurse Ratio



Student to Teacher Ratio

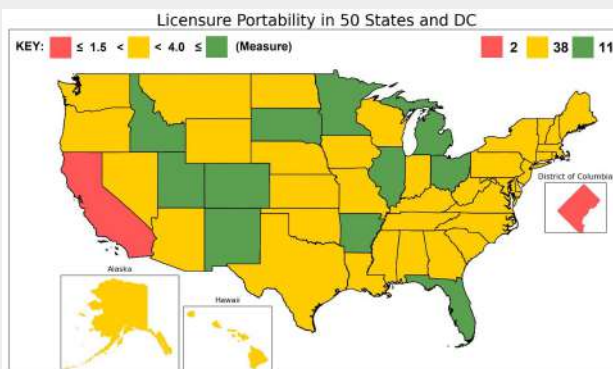


Data Source	Most Recent Survey Time Period Utilized	Date Last Updated
Department of Education - Civil Rights Data Collection District and School Data	SY 2017-2018	October 2020
Department of Education - EDFacts Graduation Rates (District and School Level)	SY 2018-2019	November 2020
Department of Education - National center for Education Statistics Common Core of Data Public Elementary/ Secondary School Universe Survey Data	SY 2019-2020	March 2021
Department of Education - National Center of Education Statistics Common Core of Data (School Search)	SY 2018-19 School Details and Enrollment Characteristics SY 2019-20 School Directory Information	April 2020 July 2020
Center for Education Policy Analysis: Stanford Education Data Archive (SEDA)	SY 2008-2009 through SY 2017-2018	February 2021

* Public Education is Compiled using 60% Academic Performance, 20% School Climate, and 20% Service Offering.

Licensure Portability

2019 2021



Accounting



Cosmetology



EMS



Engineering



Law



Nursing



Physical Therapy



Psychology



Teaching



Other Professions



Data Source	Most Recent Survey Time Period Utilized	Date Last Updated
State Laws, State Executive Orders, State Bar and Supreme Court Rules (Licensure)	Through Dec. 2021	Dec. 31, 2021

Areas Requiring Additional Support

Public Education

Student to Nurse



Mental Health Support



Chronic Absenteeism



Licensure Language

Profession

No MS rule

Law



Support of Military Families - 2021

Volk Field Air National Guard Base, Wisconsin

Education and Licensure Assessment Narrative

Public Education:

(This assessment is a comparative analysis using colors to graphically display results for all criteria and categories. The colors are assigned using percentiles, divided into thirds, to provide information about a location's relative position compared to all other Department of the Air Force installations assessed)

- Volk Field Air National Guard Base, Wisconsin received an overall green rating for public education as it fell within the top 33 percent of all Air Force installations assessed

- The areas with the lowest relative ranking which require additional state/community support include Student to Nurse Ratio, Student to Mental Health Professional Ratio, and Chronic Absenteeism Rate

- Change from 2019: Volk Field Air National Guard Base, Wisconsin's overall education rating did not shift from 2019.

Licensure Portability:

- The State of Wisconsin received an overall yellow rating for licensure portability indicating the State statutes (primarily W.S.A. 440.09) contain barriers to licensure and certification portability for military spouses. This assessment was awarded for joining interstate compacts for Nursing and Physical Therapy occupations, and providing current certification as a National Registry EMT for the EMS profession

- Barriers remain for Accounting, Cosmetology, Engineering, Psychology, and Teaching given licensing boards may impart additional requirements at their discretion. Other Occupations also have barriers as current statute does not exclude any other occupations from licensure portability burdens and Law has significant barriers as there are currently no rules established to accommodate licensing for military spouses in the legal profession

- Although Wisconsin has enacted legislation to join the Physical Therapy Compact, as of the time of this assessment, the compact benefits are not yet being provided to military spouses as additional requirements need to be met in order for Wisconsin to fully receive all of the compact privileges

- If you have additional information or recently made changes to your State's licensure statutes, you can send the updated information to SAF.MRR.Workflow@us.af.mil for consideration and potential changes to the assessment

- Change from 2019: Despite improvements from AB731 and joining the Physical Therapy Licensure Compact, there was no change from Wisconsin's overall 2019 assessment

Additional Notes:

- The education assessment cross references zip codes within the Military Housing Area (MHA) with zip codes of schools in the surrounding districts. Those school districts with zip codes that fall within the MHA of an installation are included in the analysis. In some locations, school district composition may have changed slightly due to the use of updated District IDs obtained from the Department of Education

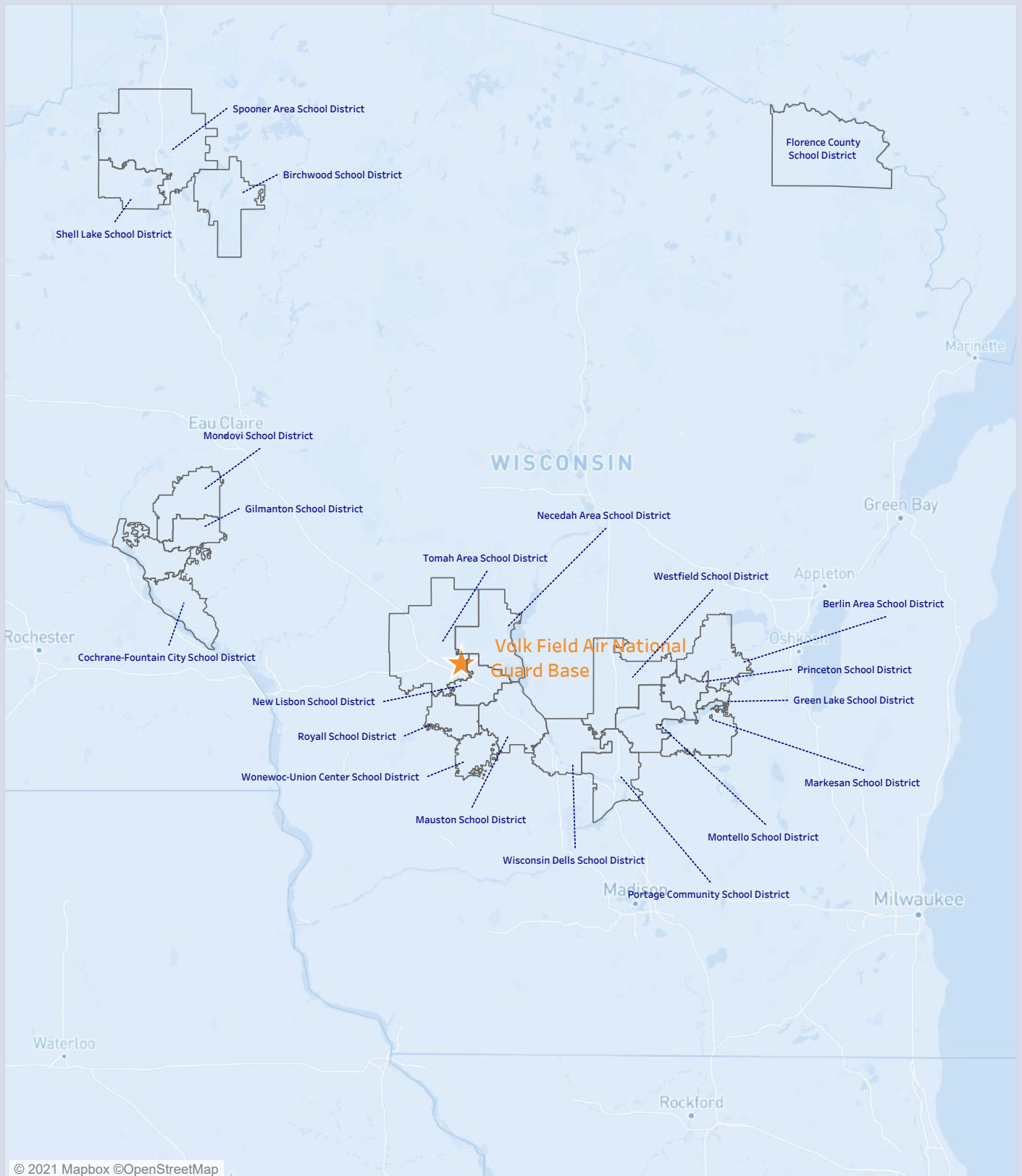
- Graduation rates reflect a 4-year graduation, which was determined to be the expectation of Airmen, Guardians, and their families due to frequency of relocation

- The licensure assessment uses a checklist of licensure rules that states should have, and that they should avoid. For example, having a compact or temporary licensing rule and NOT having supervisory requirements are checklist items that lead to green. The Department of the Air Force reviewed state policies and programs intended to eliminate barriers to license portability for military spouses that were in effect as of 31 Dec. 2021

For additional information on Education and Licensure assessment criteria, methodology and data sources, please see the Support of Military Families Background Information provided at www.af.mil under the Support to Families banner. All questions and feedback should be directed to SAF.MRR.Workflow@us.af.mil.

Volk Field Air National Guard Base, Wisconsin

School Districts Map

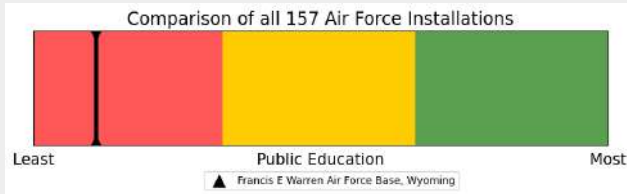


Support of Military Families - 2021

Francis E Warren Air Force Base, Wyoming

Public Education*

2019 2021



KEY: ■ < 33.3% ■ < 66.6% ■ (Percentile):

Academic Performance Criteria

2019 2021



Graduation Rate



Student Learning Rate



School Climate Criteria



Chronic Absenteeism Rate



Suspension Rate



Service Offering Criteria



Pre-Kindergarten Availability



Student to Counselor Ratio



Student to Mental Health Support Ratio



Student to Nurse Ratio



Student to Teacher Ratio

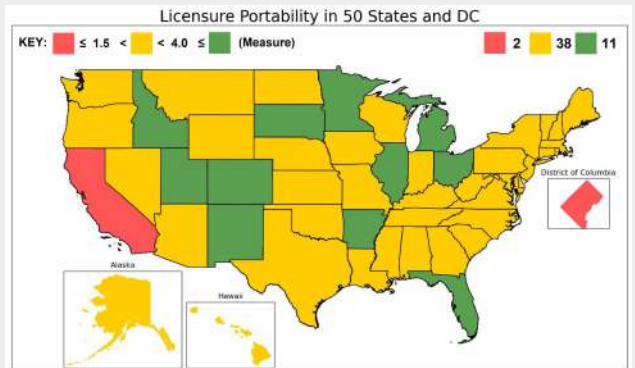


Data Source	Most Recent Survey Time Period Utilized	Date Last Updated
Department of Education - Civil Rights Data Collection District and School Data	SY 2017-2018	October 2020
Department of Education - EDFacts Graduation Rates (District and School Level)	SY 2018-2019	November 2020
Department of Education - National center for Education Statistics Common Core of Data Public Elementary/ Secondary School Universe Survey Data	SY 2019-2020	March 2021
Department of Education - National Center of Education Statistics Common Core of Data (School Search)	SY 2018-19 School Details and Enrollment Characteristics SY 2019-20 School Directory Information	April 2020 July 2020
Center for Education Policy Analysis: Stanford Education Data Archive (SEDA)	SY 2008-2009 through SY 2017-2018	February 2021

* Public Education is Compiled using 60% Academic Performance, 20% School Climate, and 20% Service Offering.

Licensure Portability

2019 2021



Accounting



Cosmetology



EMS



Engineering



Law



Nursing



Physical Therapy



Psychology



Teaching



Other Professions



Data Source	Most Recent Survey Time Period Utilized	Date Last Updated
State Laws, State Executive Orders, State Bar and Supreme Court Rules (Licensure)	Through Dec. 2021	Dec. 31, 2021

Areas Requiring Additional Support

Public Education

Student to Counselor



PreK



Graduation Rates



Licensure Language

Profession

Substantial equivalence
Issue temporary license

Accounting, Cosmetology, Engineering, Physical Therapy, Psychology, Teaching



Support of Military Families - 2021

Francis E Warren Air Force Base, Wyoming

Education and Licensure Assessment Narrative

Public Education:

(This assessment is a comparative analysis using colors to graphically display results for all criteria and categories. The colors are assigned using percentiles, divided into thirds, to provide information about a location's relative position compared to all other Department of the Air Force installations assessed)

- Francis E Warren Air Force Base, Wyoming received an overall red rating for public education as it fell within the bottom 33 percent of all Air Force installations assessed

- The areas with the lowest relative ranking which require additional state/community support include Student to Counselor Ratio, Pre-school Availability, and Graduation Rates

- Change from 2019: Francis E Warren Air Force Base, Wyoming's overall education rating changed from yellow to red from 2019.

Licensure Portability:

- The State of Wyoming received an overall yellow rating for licensure portability indicating the State statutes (primarily Senate File NO. SF0018) contain barriers to licensure and certification portability for military spouses. This assessment was awarded for joining an interstate compact for Nursing and accepting current certification from all states for the EMS profession. The State also provides temporary licensure to military spouses with no supervisory requirements for the Law profession

- Barriers remain for Accounting, Cosmetology, Engineering, Physical Therapy, Psychology, and Teaching which include "substantial equivalency" requirements. This allows acceptance of another state's license if the requirements for obtaining the license are sufficiently similar to their own State's requirements and precludes acceptance if the requirements are not similar. Other Occupations also have barriers as current statute does not exclude any other occupations from licensure portability burdens

- If you have additional information or recently made changes to your State's licensure statutes, you can send the updated information to SAF.MRR.Workflow@us.af.mil for consideration and potential changes to the assessment

- Change from 2019: Despite enacting SF0018 and joining the Audiology/Speech-Language Pathology Interstate Compact there was no change from the 2019 assessment due to the burden substantial equivalence requirements place on military spouses

Additional Notes:

- The education assessment cross references zip codes within the Military Housing Area (MHA) with zip codes of schools in the surrounding districts. Those school districts with zip codes that fall within the MHA of an installation are included in the analysis. In some locations, school district composition may have changed slightly due to the use of updated District IDs obtained from the Department of Education

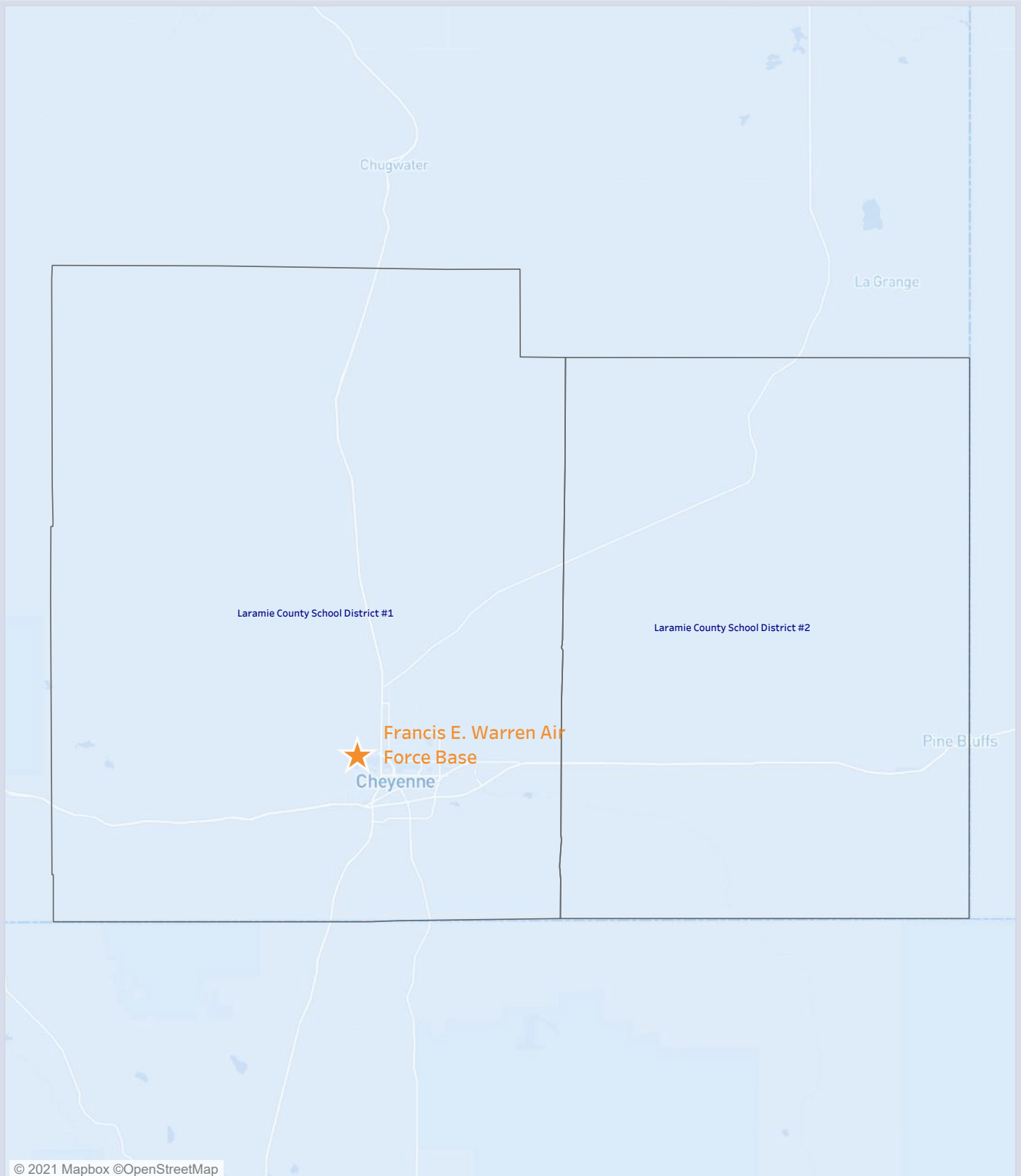
- Graduation rates reflect a 4-year graduation, which was determined to be the expectation of Airmen, Guardians, and their families due to frequency of relocation

- The licensure assessment uses a checklist of licensure rules that states should have, and that they should avoid. For example, having a compact or temporary licensing rule and NOT having supervisory requirements are checklist items that lead to green. The Department of the Air Force reviewed state policies and programs intended to eliminate barriers to license portability for military spouses that were in effect as of 31 Dec. 2021

For additional information on Education and Licensure assessment criteria, methodology and data sources, please see the Support of Military Families Background Information provided at www.af.mil under the Support to Families banner. All questions and feedback should be directed to SAF.MRR.Workflow@us.af.mil.

Francis E. Warren Air Force Base, Wyoming

School Districts Map



Support of Military Families - 2021

Wyoming Air National Guard Base, Wyoming

Public Education*

2019 2021



KEY: ■ < 33.3% ■ < 66.6% ■ (Percentile):

Academic Performance Criteria

2019 2021



Graduation Rate



Student Learning Rate



School Climate Criteria



Chronic Absenteeism Rate



Suspension Rate



Service Offering Criteria



Pre-Kindergarten Availability



Student to Counselor Ratio



Student to Mental Health Support Ratio



Student to Nurse Ratio



Student to Teacher Ratio

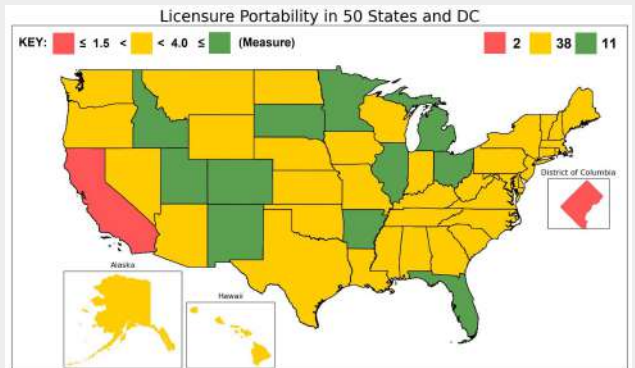


Data Source	Most Recent Survey Time Period Utilized	Date Last Updated
Department of Education - Civil Rights Data Collection District and School Data	SY 2017-2018	October 2020
Department of Education - EDFacts Graduation Rates (District and School Level)	SY 2018-2019	November 2020
Department of Education - National center for Education Statistics Common Core of Data Public Elementary/ Secondary School Universe Survey Data	SY 2019-2020	March 2021
Department of Education - National Center of Education Statistics Common Core of Data (School Search)	SY 2018-19 School Details and Enrollment Characteristics SY 2019-20 School Directory Information	April 2020 July 2020
Center for Education Policy Analysis: Stanford Education Data Archive (SEDA)	SY 2008-2009 through SY 2017-2018	February 2021

* Public Education is Compiled using 60% Academic Performance, 20% School Climate, and 20% Service Offering.

Licensure Portability

2019 2021



Accounting



Cosmetology



EMS



Engineering



Law



Nursing



Physical Therapy



Psychology



Teaching



Other Professions



Data Source	Most Recent Survey Time Period Utilized	Date Last Updated
State Laws, State Executive Orders, State Bar and Supreme Court Rules (Licensure)	Through Dec. 2021	Dec. 31, 2021

Areas Requiring Additional Support

Public Education

Student to Counselor



PreK



Graduation Rates



Licensure Language

Profession

Substantial equivalence
Issue temporary
license

Accounting,
Cosmetology,
Engineering, Physical
Therapy, Psychology,
Teaching



Support of Military Families - 2021

Wyoming Air National Guard Base, Wyoming

Education and Licensure Assessment Narrative

Public Education:

(This assessment is a comparative analysis using colors to graphically display results for all criteria and categories. The colors are assigned using percentiles, divided into thirds, to provide information about a location's relative position compared to all other Department of the Air Force installations assessed)

- Wyoming Air National Guard Base, Wyoming received an overall red rating for public education as it fell within the bottom 33 percent of all Air Force installations assessed

- The areas with the lowest relative ranking which require additional state/community support include Student to Counselor Ratio, Pre-school Availability, and Graduation Rates

- Change from 2019: Wyoming Air National Guard Base, Wyoming's overall education rating changed from yellow to red from 2019.

Licensure Portability:

- The State of Wyoming received an overall yellow rating for licensure portability indicating the State statutes (primarily Senate File NO. SF0018) contain barriers to licensure and certification portability for military spouses. This assessment was awarded for joining an interstate compact for Nursing and accepting current certification from all states for the EMS profession. The State also provides temporary licensure to military spouses with no supervisory requirements for the Law profession

- Barriers remain for Accounting, Cosmetology, Engineering, Physical Therapy, Psychology, and Teaching which include "substantial equivalency" requirements. This allows acceptance of another state's license if the requirements for obtaining the license are sufficiently similar to their own State's requirements and precludes acceptance if the requirements are not similar. Other Occupations also have barriers as current statute does not exclude any other occupations from licensure portability burdens

- If you have additional information or recently made changes to your State's licensure statutes, you can send the updated information to SAF.MRR.Workflow@us.af.mil for consideration and potential changes to the assessment

- Change from 2019: Despite enacting SF0018 and joining the Audiology/Speech-Language Pathology Interstate Compact there was no change from the 2019 assessment due to the burden substantial equivalence requirements place on military spouses

Additional Notes:

- The education assessment cross references zip codes within the Military Housing Area (MHA) with zip codes of schools in the surrounding districts. Those school districts with zip codes that fall within the MHA of an installation are included in the analysis. In some locations, school district composition may have changed slightly due to the use of updated District IDs obtained from the Department of Education

- Graduation rates reflect a 4-year graduation, which was determined to be the expectation of Airmen, Guardians, and their families due to frequency of relocation

- The licensure assessment uses a checklist of licensure rules that states should have, and that they should avoid. For example, having a compact or temporary licensing rule and NOT having supervisory requirements are checklist items that lead to green. The Department of the Air Force reviewed state policies and programs intended to eliminate barriers to license portability for military spouses that were in effect as of 31 Dec. 2021

For additional information on Education and Licensure assessment criteria, methodology and data sources, please see the Support of Military Families Background Information provided at www.af.mil under the Support to Families banner. All questions and feedback should be directed to SAF.MRR.Workflow@us.af.mil.

Wyoming Air National Guard Base, Wyoming

School Districts Map

